



US00D449857B1

(12) **United States Design Patent**  
**Rosenbaum**

(10) **Patent No.:** **US D449,857 S**

(45) **Date of Patent:** **\*\* Oct. 30, 2001**

(54) **WRITING INSTRUMENT WITH ATTACHMENT**

*Primary Examiner*—Martie K. Holtje  
(74) *Attorney, Agent, or Firm*—Brooks & Kushman PC

(75) **Inventor:** **Barry Rosenbaum**, West Bloomfield, MI (US)

(57) **CLAIM**

The ornamental design for a writing instrument with attachment, as shown and described.

(73) **Assignee:** **Advance Watch Company, Ltd.**, Warren, MI (US)

(\*\*) **Term:** **14 Years**

**DESCRIPTION**

(21) **Appl. No.:** **29/136,035**

FIG. 1 is a front elevational view of the writing instrument with attachment of this invention, the rear elevational view being a mirror image thereof;

(22) **Filed:** **Jan. 24, 2001**

(51) **LOC (7) Cl.** ..... **19-06**

FIG. 2 is a right side elevational view of the writing instrument with attachment of this invention;

(52) **U.S. Cl.** ..... **D19/44; D19/48; D19/51; D3/208**

FIG. 3 is a left side elevational view of the writing instrument with attachment of this invention;

(58) **Field of Search** ..... D3/207, 208, 210; D19/35, 36, 41-43, 44-51, 53-58, 81-85; 401/52, 195, 6, 7, 88; 24/599.1-599.9, 598.2; 70/456, 459

FIG. 4 is a bottom plan view of the writing instrument with attachment of this invention;

(56) **References Cited**

FIG. 5 is a top plan view of the writing instrument with attachment of this invention;

**U.S. PATENT DOCUMENTS**

FIG. 6 is a front elevational view of the writing instrument portion of the writing instrument with attachment of this invention, the rear elevational view being a mirror image thereof;

D. 80,362	*	1/1930	Cuthbert et al.	.....	D19/44
D. 81,748	*	8/1930	Kahn	.....	D19/44
D. 182,239	*	3/1958	Lemon	.....	D19/44
D. 202,843		11/1965	Dales	.	
D. 276,479		11/1984	Mori	.	
D. 280,110		8/1985	Brooks	.	
D. 301,513	*	6/1989	Wright	.....	D3/208 X
D. 310,449		9/1990	Agrippino	.	
D. 332,625		1/1993	LaPerche	.	
D. 338,915		8/1993	Willat	.	
D. 355,441		2/1995	Rosenbaum	.	

FIG. 7 is a right side elevational view of the writing instrument portion of the writing instrument with attachment of this invention, the left side elevational view being a mirror image thereof;

(List continued on next page.)

FIG. 8 is a bottom plan view of the writing instrument portion of the writing instrument with attachment of this invention, and,

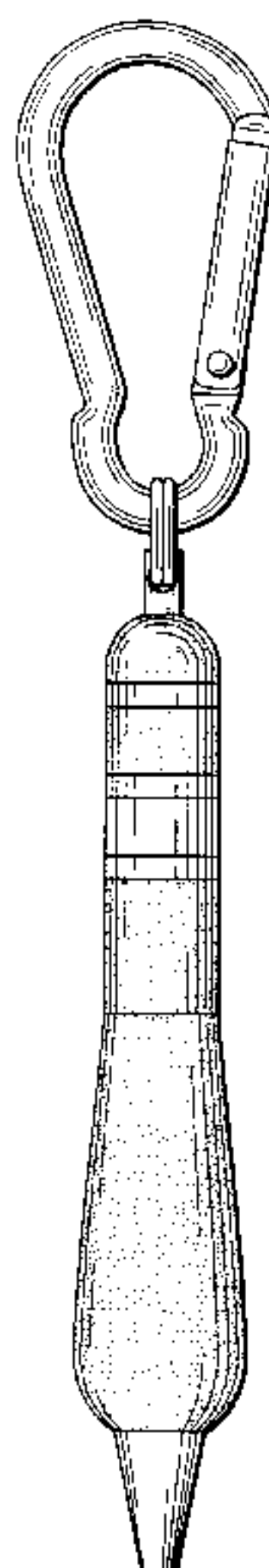
**OTHER PUBLICATIONS**

FIG. 9 is a top plan view of the writing instrument portion of the writing instrument with attachment of this invention.

Key Holder, Chain, Magnifying Glass, Hong Kong Enterprise Catalogue, Jun., 1981, p. 147.

Smoothest For Writing Study and Promotion, Hong Kong Enterprise Catalogue, Oct., 1981, p. 226.

**1 Claim, 2 Drawing Sheets**



# US D449,857 S

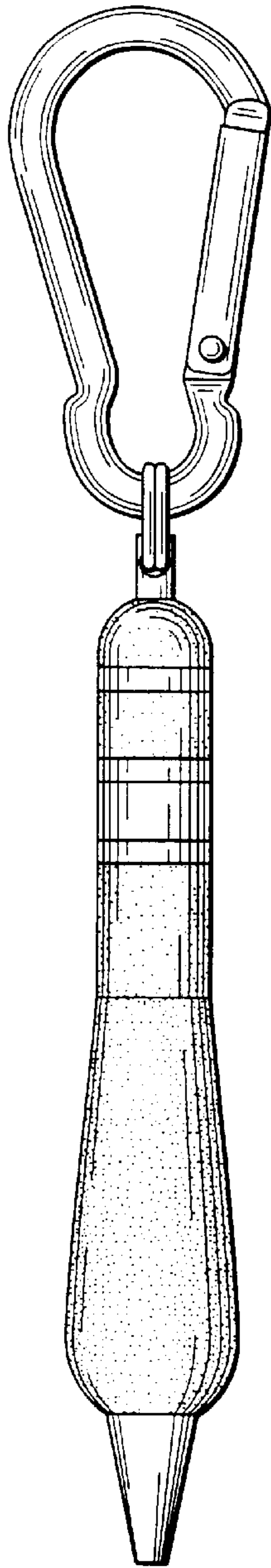
Page 2

---

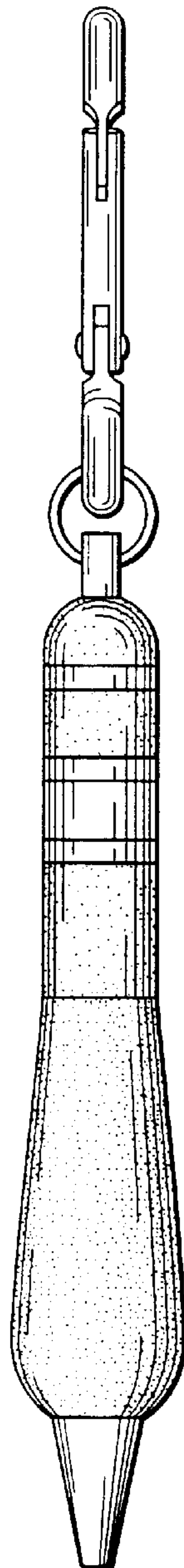
## U.S. PATENT DOCUMENTS

D. 359,982	7/1995	Rosenbaum .	D. 436,375	1/2001	Rosenbaum .
D. 359,983	7/1995	Rosenbaum .	D. 436,622	1/2001	Rosenbaum .
D. 395,917	7/1998	Rosenbaum .	D. 438,903	3/2001	Rosenbaum .
D. 395,918	7/1998	Rosenbaum .	D. 439,277	3/2001	Rosenbaum .
D. 395,919	7/1998	Rosenbaum .	3,570,284 *	3/1971	Hendricks ..... D19/44 X
D. 407,212	3/1999	Molaro .	4,626,118	12/1986	Bellavance .
D. 433,446	11/2000	Rosenbaum .	4,811,467 *	3/1989	Lowe ..... 24/573.5
D. 433,447	11/2000	Rosenbaum .	4,974,982	12/1990	Nielson .
D. 433,448	11/2000	Rosenbaum .	5,384,943 *	1/1995	LeFebvre et al. .... 24/599.5 X
D. 436,126	1/2001	Rosenbaum .	5,785,443	7/1998	Rubin .

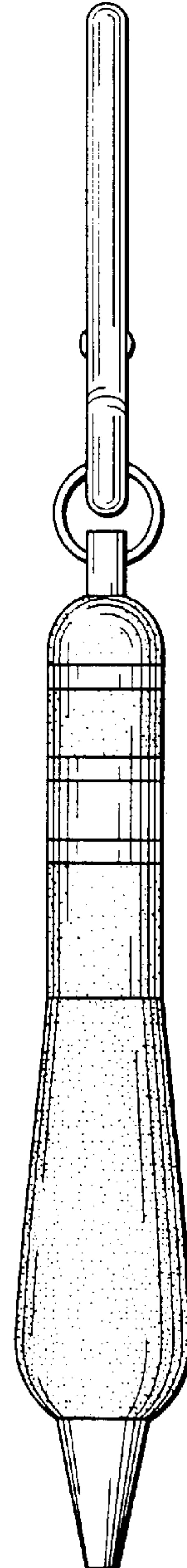
\* cited by examiner



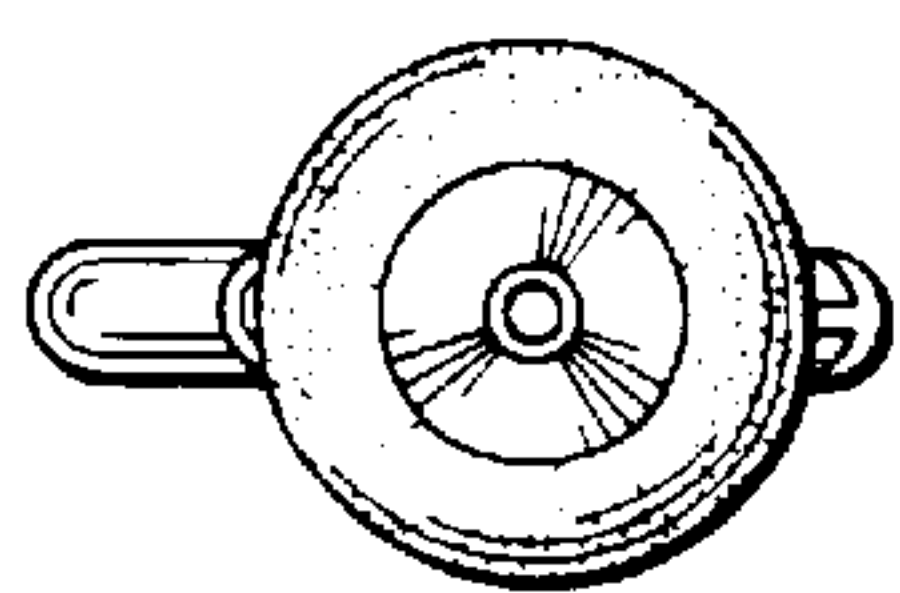
*Fig. 1*



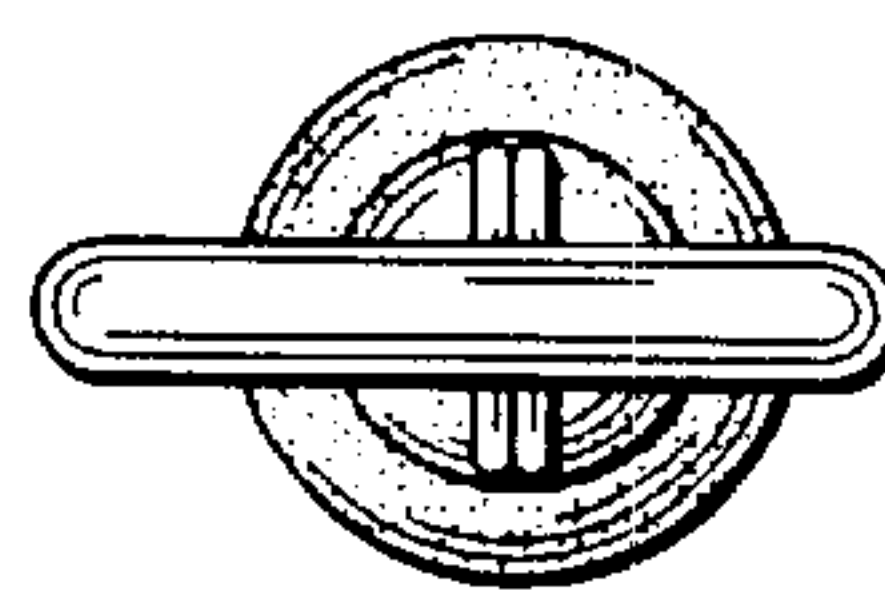
*Fig. 2*



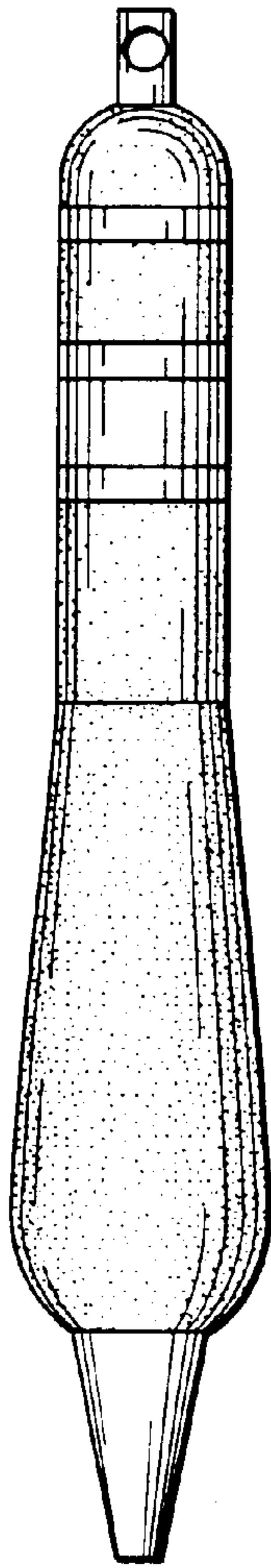
*Fig. 3*



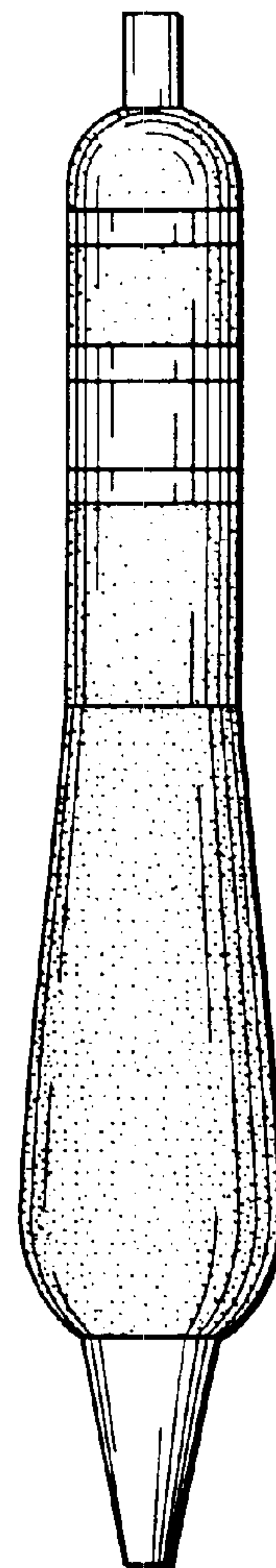
*Fig. 4*



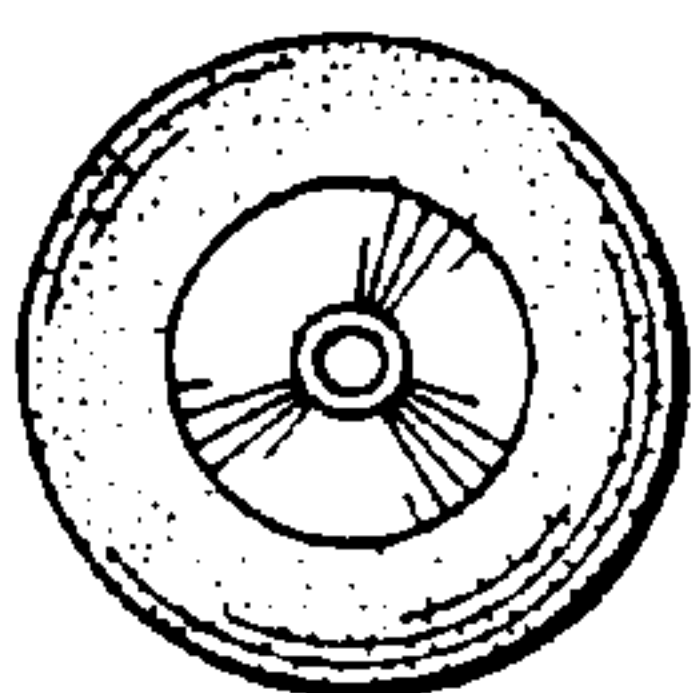
*Fig. 5*



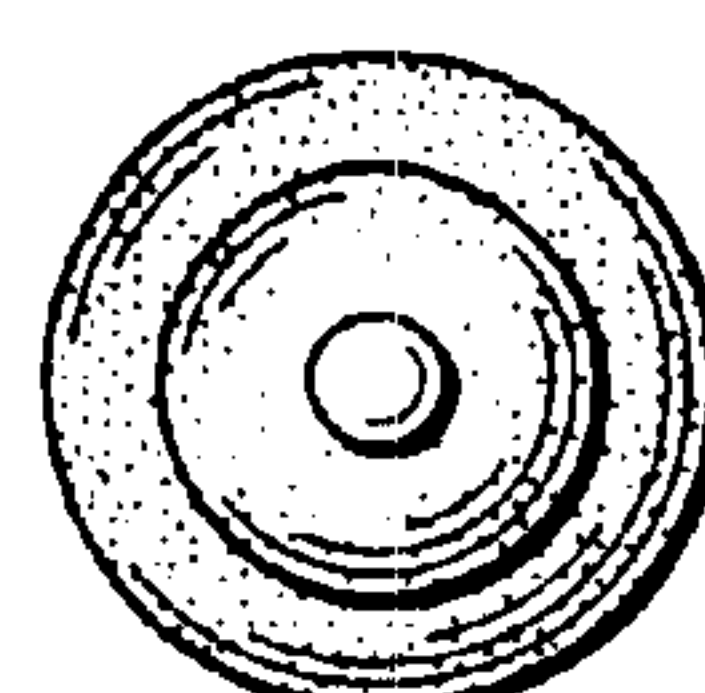
*Fig. 6*



*Fig. 7*



*Fig. 8*



*Fig. 9*

UNITED STATES PATENT AND TRADEMARK OFFICE  
**CERTIFICATE OF CORRECTION**

PATENT NO. : Des. 449,857 S  
DATED : October 30, 2001  
INVENTOR(S) : Barry Rosenbaum

Page 1 of 1

It is certified that error appears in the above-identified patent and that said Letters Patent is hereby corrected as shown below:

Title page,  
**DESCRIPTION,**  
FIG. 8, line 3, delete "invention, and," and insert -- invention; and --.

Signed and Sealed this

First Day of October, 2002

*Attest:*

A handwritten signature in black ink, appearing to read "James E. Rogan", with a horizontal line drawn underneath it.

*Attesting Officer*

JAMES E. ROGAN  
*Director of the United States Patent and Trademark Office*