



US00D449854B1

(12) **United States Design Patent**  
**Mochizuki**

(10) **Patent No.:** **US D449,854 S**

(45) **Date of Patent:** **\*\* Oct. 30, 2001**

(54) **BINDER INSERT**

(75) **Inventor:** **Chikara Mochizuki, Osaka (JP)**

(73) **Assignee:** **Nakabayashi Co., Ltd., Osaka (JP)**

(\*\*) **Term:** **14 Years**

(21) **Appl. No.:** **29/129,724**

(22) **Filed:** **Sep. 20, 2000**

(51) **LOC (7) Cl.** ..... **19-04**

(52) **U.S. Cl.** ..... **D19/32; D19/33**

(58) **Field of Search** ..... **D19/26, 27, 32, D19/33, 86, 90, 91, 99, 100; D3/303, 247; 40/405, 537, 661, 701, 771, 772, 773, 774, 775, 776; 402/70, 73, 79; 283/107, 108, 109, 110, 111, 112; 281/15.1, 38, 39, 40, 41; 206/449, 460, 569, 778**

(56) **References Cited**

**U.S. PATENT DOCUMENTS**

- D. 329,943 \* 10/1992 Laszlo ..... 281/38
- D. 422,021 \* 3/2000 Mochizuki ..... D19/33
- D. 427,632 \* 7/2000 McNeil ..... D19/33
- 2,925,677 \* 2/1960 Holes ..... 40/776
- 5,540,513 \* 7/1996 Wyant ..... 402/79

**OTHER PUBLICATIONS**

A copy of Patent Gazette No. H7-100396 Entitled: Photo Album.

A copy of Publication of unexamined utility model application No. H7-35075 Entitled: Mount for albums.

A copy of Publication of unexamined utility model application No. H6-45765 Entitled: Mount for albums.

A copy of Utility model Gazette No. 3001714 Entitled: Mount for albums.

A copy of Utility model Gazette No. H3-47903 Entitled: Binder Insert.

\* cited by examiner

*Primary Examiner*—Paula A. Mortimer

(74) *Attorney, Agent, or Firm*—Thompson Hine LLP

(57) **CLAIM**

The ornamental design for a binder insert, as shown and described.

**DESCRIPTION**

FIG. 1 is a front elevational view of a binder insert embodying my new design;

FIG. 2 is a top plan view thereof;

FIG. 3 is a left side elevational view thereof;

FIG. 4 is a right side elevational view thereof;

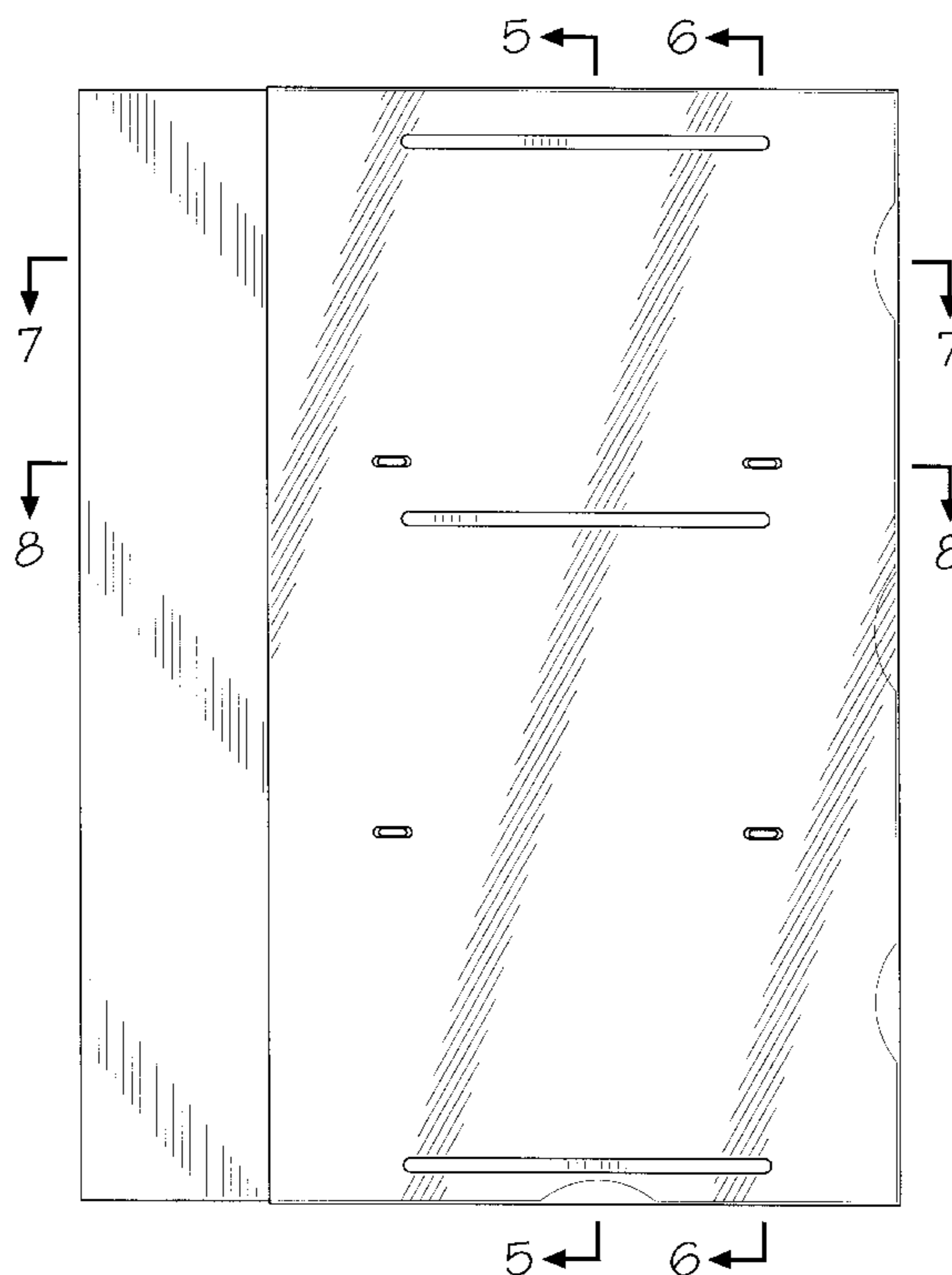
FIG. 5 is a cross sectional view taken along line 5—5;

FIG. 6 is a cross sectional view taken along line 6—6;

FIG. 7 is a cross sectional view taken along line 7—7; and,

FIG. 8 is a cross sectional view taken along line 8—8.

**1 Claim, 3 Drawing Sheets**



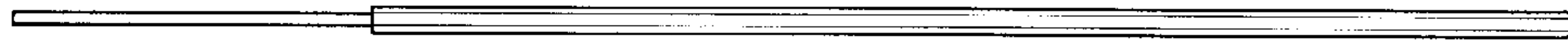


FIG. 2

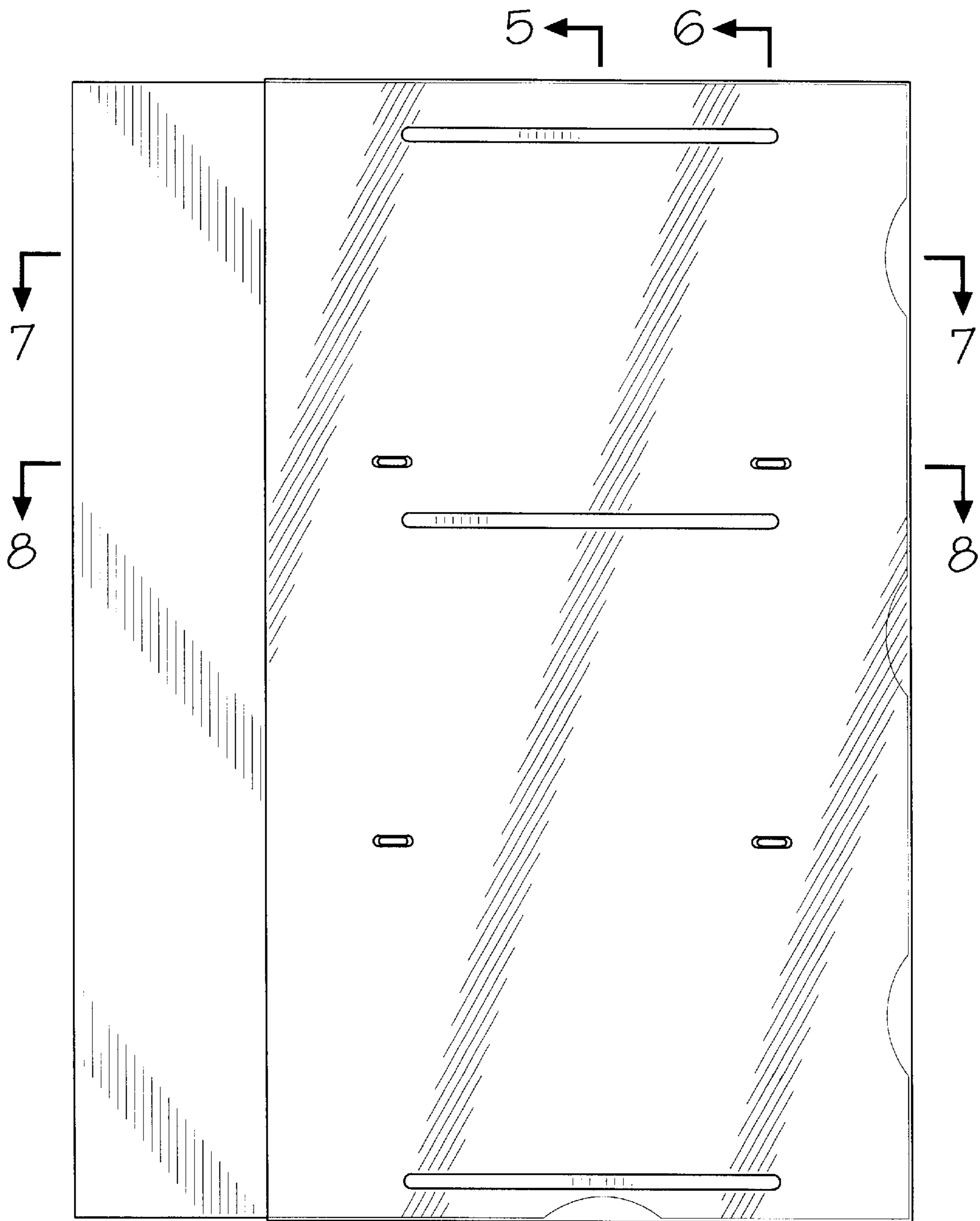


FIG. 1



FIG. 3



FIG. 4

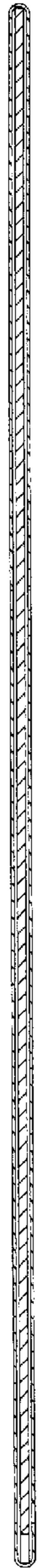


FIG. 5



FIG. 6

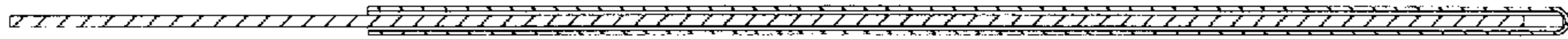


FIG. 7

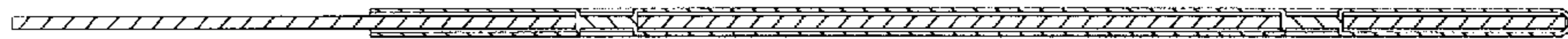


FIG. 8