



US00D449843B1

(12) **United States Design Patent**
Kim

(10) **Patent No.:** **US D449,843 S**

(45) **Date of Patent:** **** Oct. 30, 2001**

(54) **REFRIGERATOR FOR BUSINESS PURPOSES**

D. 308,212 * 5/1990 Dallman D15/85

(75) Inventor: **Bong Lyong Kim, Ansan (KR)**

* cited by examiner

(73) Assignee: **Daeyeong Ind. Co., Ltd., Ansan (KR)**

Primary Examiner—Mitchell Siegel

(**) Term: **14 Years**

(74) *Attorney, Agent, or Firm*—Jacobson Holman, PLLC

(21) Appl. No.: **29/122,715**

(57) **CLAIM**

(22) Filed: **May 3, 2000**

The ornamental design for a refrigerator for business purposes, as shown and described.

(51) **LOC (7) Cl.** **15-07**

DESCRIPTION

(52) **U.S. Cl.** **D15/81**

(58) **Field of Search** D15/81, 85, 79;
312/139.2, 236, 297, 405, 116; 62/293,
339, 373, 457, 265

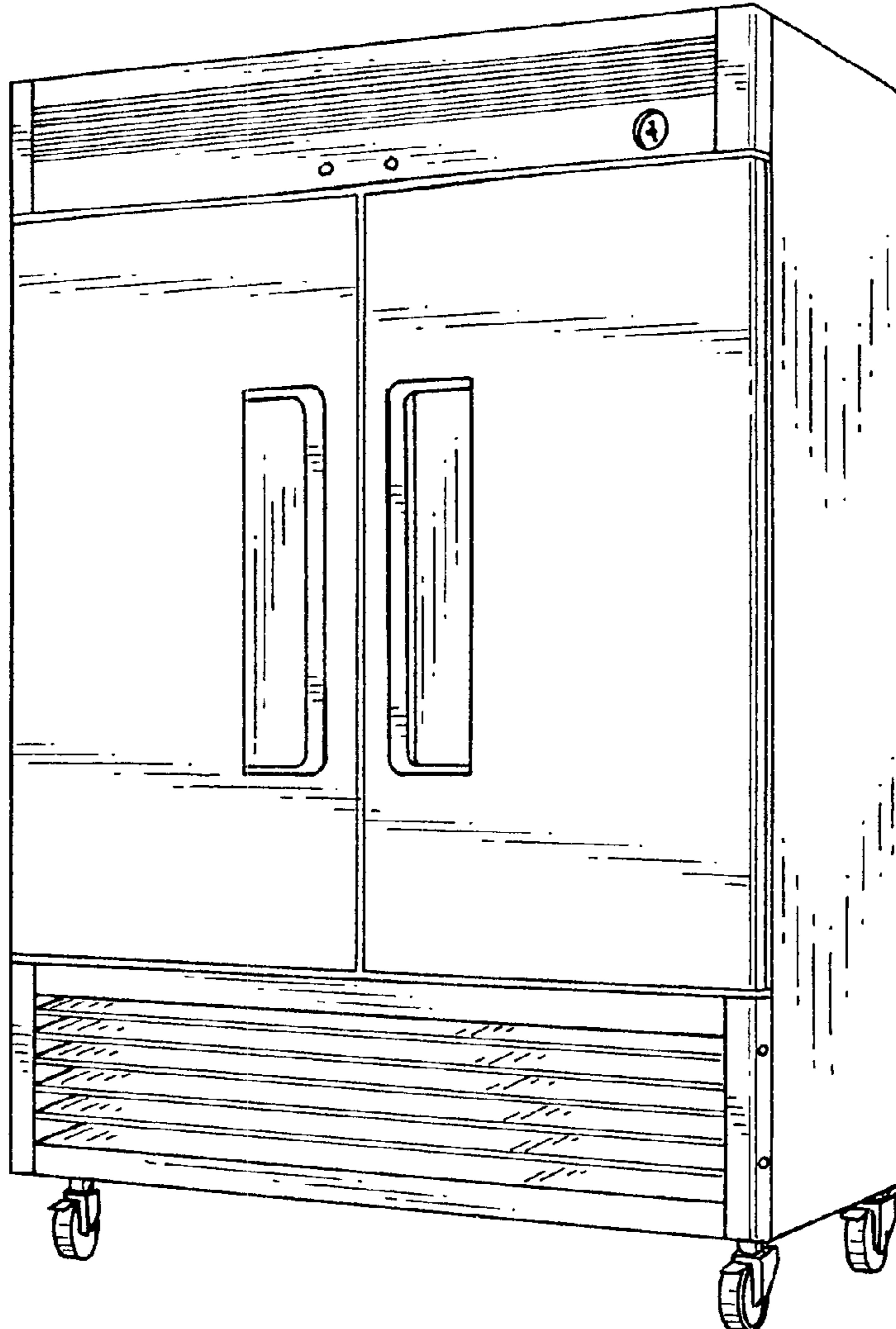
FIG. 1 is a perspective view of a refrigerator for business purposes according to my invention;
FIG. 2 is a front elevational view thereof;
FIG. 3 is a rear elevational view thereof;
FIG. 4 is a left side elevational view thereof;
FIG. 5 is a right side elevational view thereof;
FIG. 6 is a top plan view thereof; and,
FIG. 7 is a bottom plan view thereof.

(56) **References Cited**

U.S. PATENT DOCUMENTS

- D. 205,107 * 6/1966 Costantini et al. D15/85
- D. 207,928 * 6/1967 Rundell D15/85

1 Claim, 3 Drawing Sheets



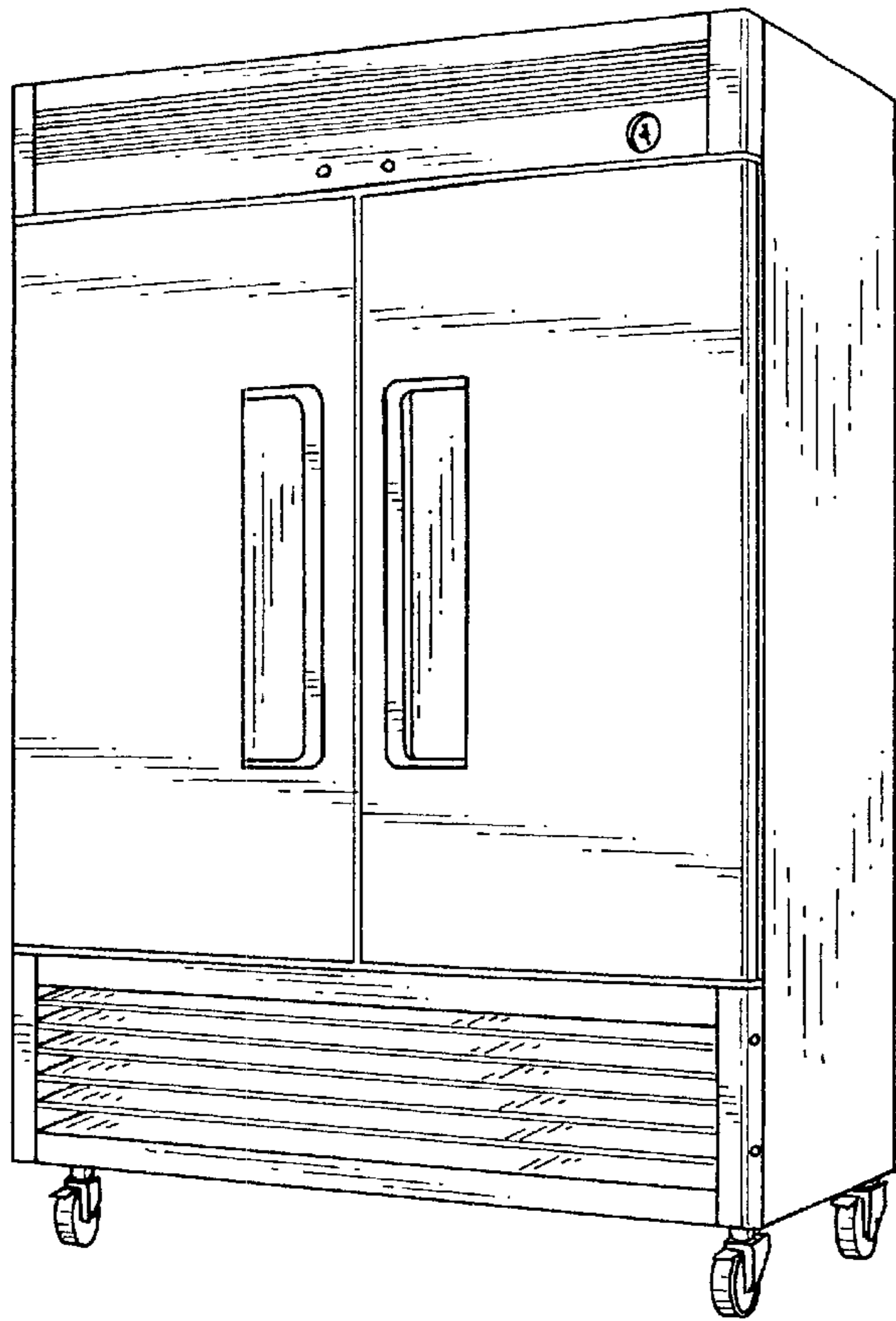


FIG. 1

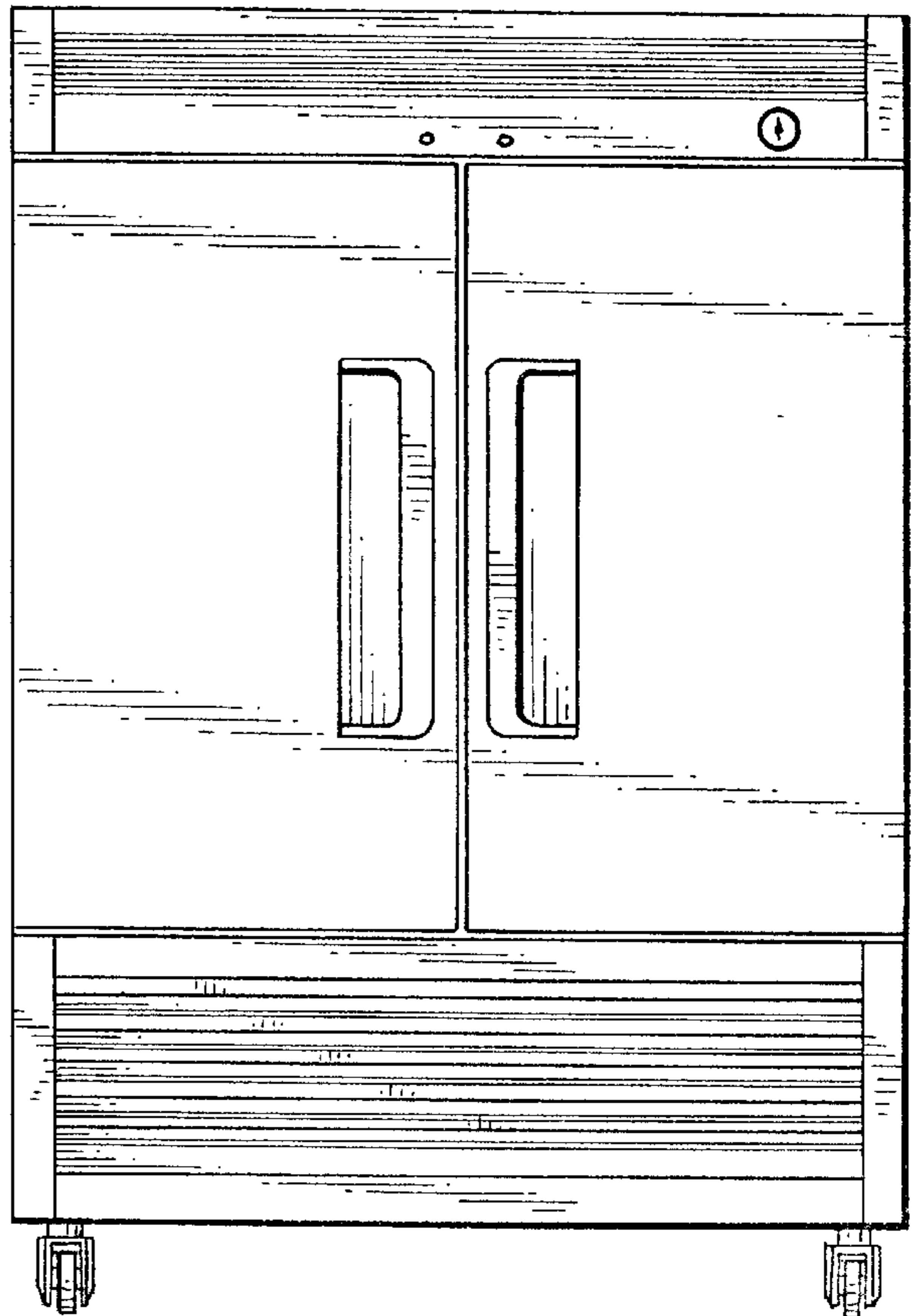


FIG. 2




FIG. 3




FIG. 4

FIG. 5

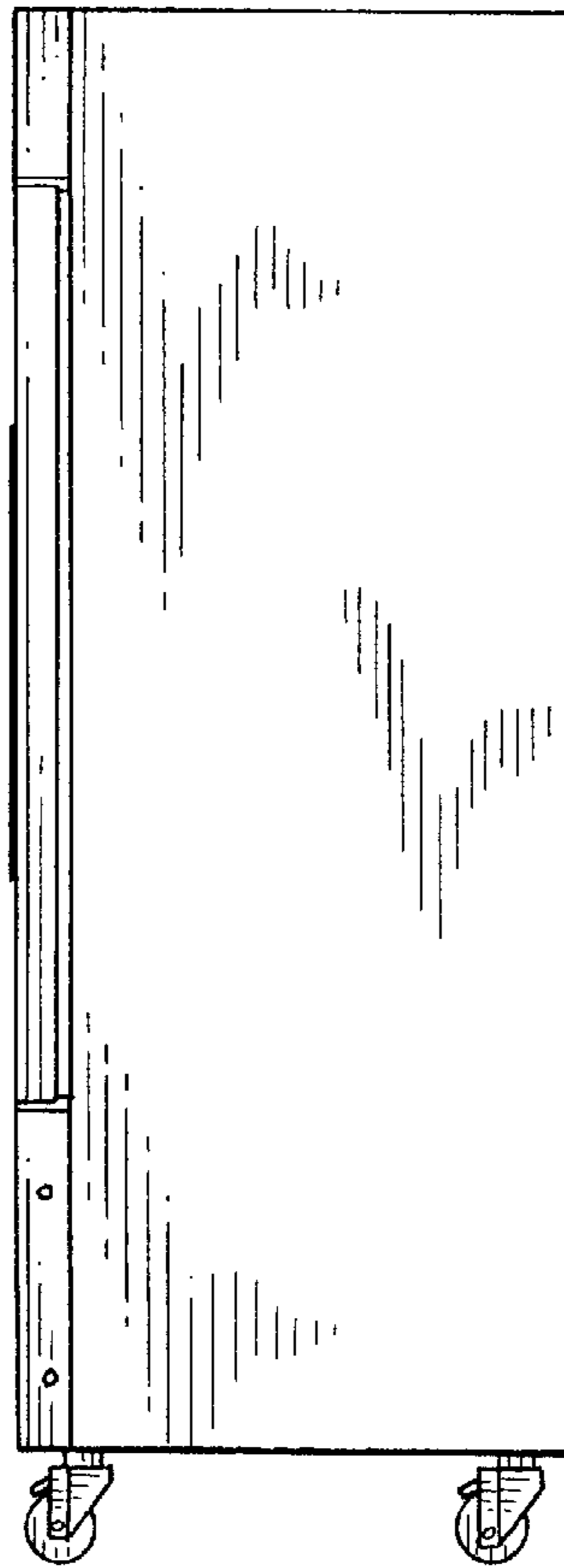


FIG. 6





FIG. 7