



US00D449836B1

(12) **United States Design Patent**
Iwasaki et al.

(10) **Patent No.:** **US D449,836 S**

(45) **Date of Patent:** **** Oct. 30, 2001**

(54) **PARTIALLY TRANSPARENT IC CARD**

(75) Inventors: **Hiroshi Iwasaki**, Yokohama; **Osami Suzuki**, Tokyo, both of (JP)

(73) Assignee: **Kabushiki Kaisha Toshiba**, Kawasaki (JP)

(**) Term: **14 Years**

(21) Appl. No.: **29/140,413**

(22) Filed: **Apr. 19, 2001**

Related U.S. Application Data

(62) Division of application No. 29/114,440, filed on Nov. 26, 1999, now Pat. No. Des. 443,622.

(51) **LOC (7) Cl.** **14-02**

(52) **U.S. Cl.** **D14/437; D14/479**

(58) **Field of Search** D14/435-438, D14/478-488; 361/736, 737, 752, 686; 257/678, 679; 40/124.01; 283/75, 76, 901; 235/487-495, 441, 442, 443, 375; 174/52.1; 439/135, 140, 76.1; 360/60, 129, 132, 133, 135, 97.01-99.12

(56) **References Cited**

U.S. PATENT DOCUMENTS

- D. 368,903 * 4/1996 Ohmori et al. D14/437
- D. 369,156 * 4/1996 Ohmori et al. D14/437

- D. 369,157 * 4/1996 Ohmori et al. D14/437
- D. 389,130 * 1/1998 Ishihara D14/437
- D. 427,168 * 6/2000 Iwasaki D14/437
- D. 443,622 * 6/2001 Iwasaki et al. D14/479

* cited by examiner

Primary Examiner—Kay H. Chin

(74) *Attorney, Agent, or Firm*—Oblon, Spivak, McClelland, Maier & Neustadt, P.C.

(57) **CLAIM**

The ornamental design for partially transparent IC card, as shown and described.

DESCRIPTION

FIG. 1 is an enlarged top, front and right side perspective view of a partially transparent IC card showing our new design;

FIG. 2 is a top plan view thereof;

FIG. 3 is a front elevational view thereof;

FIG. 4 is a rear elevational view thereof;

FIG. 5 is a right side elevational view thereof;

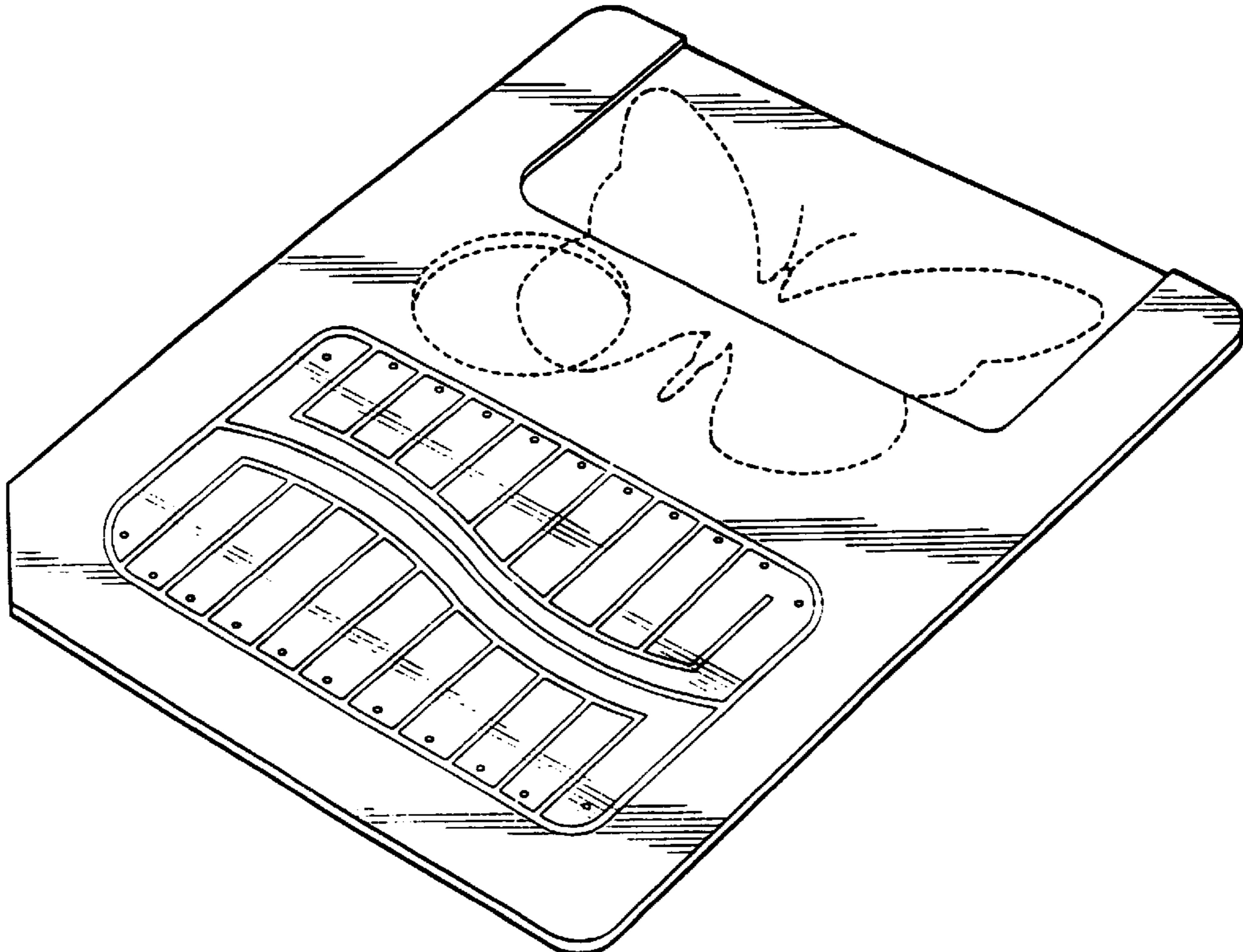
FIG. 6 is a left side elevational view thereof;

FIG. 7 is a bottom plan view thereof; and,

FIG. 8 is an enlarged cross-sectional view thereof taken along line 8—8 in FIG. 2.

The broken-line drawings in FIGS. 1, 2, and 7 are for illustrative purposes only and form no part of the claimed design.

1 Claim, 3 Drawing Sheets



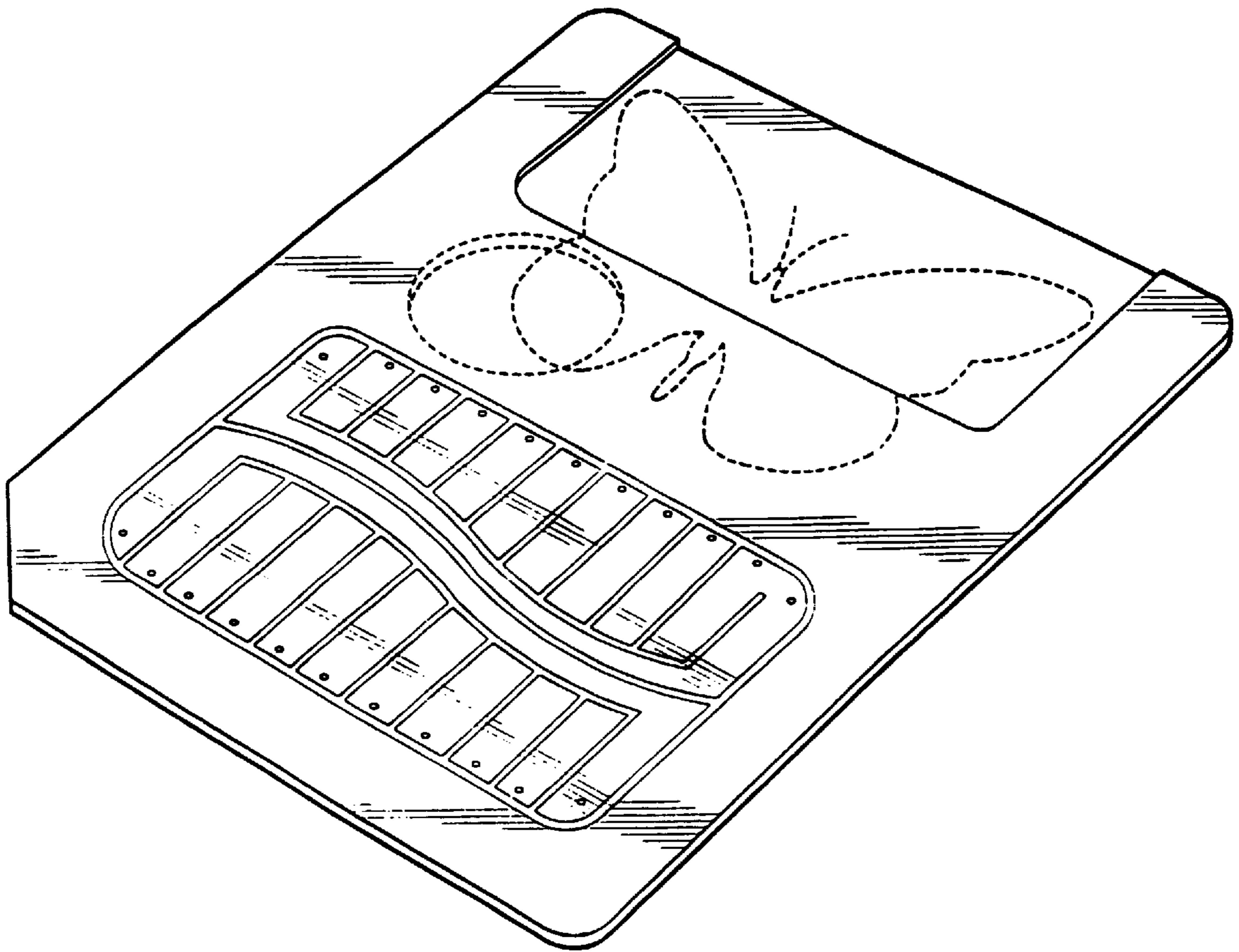


FIG. 1

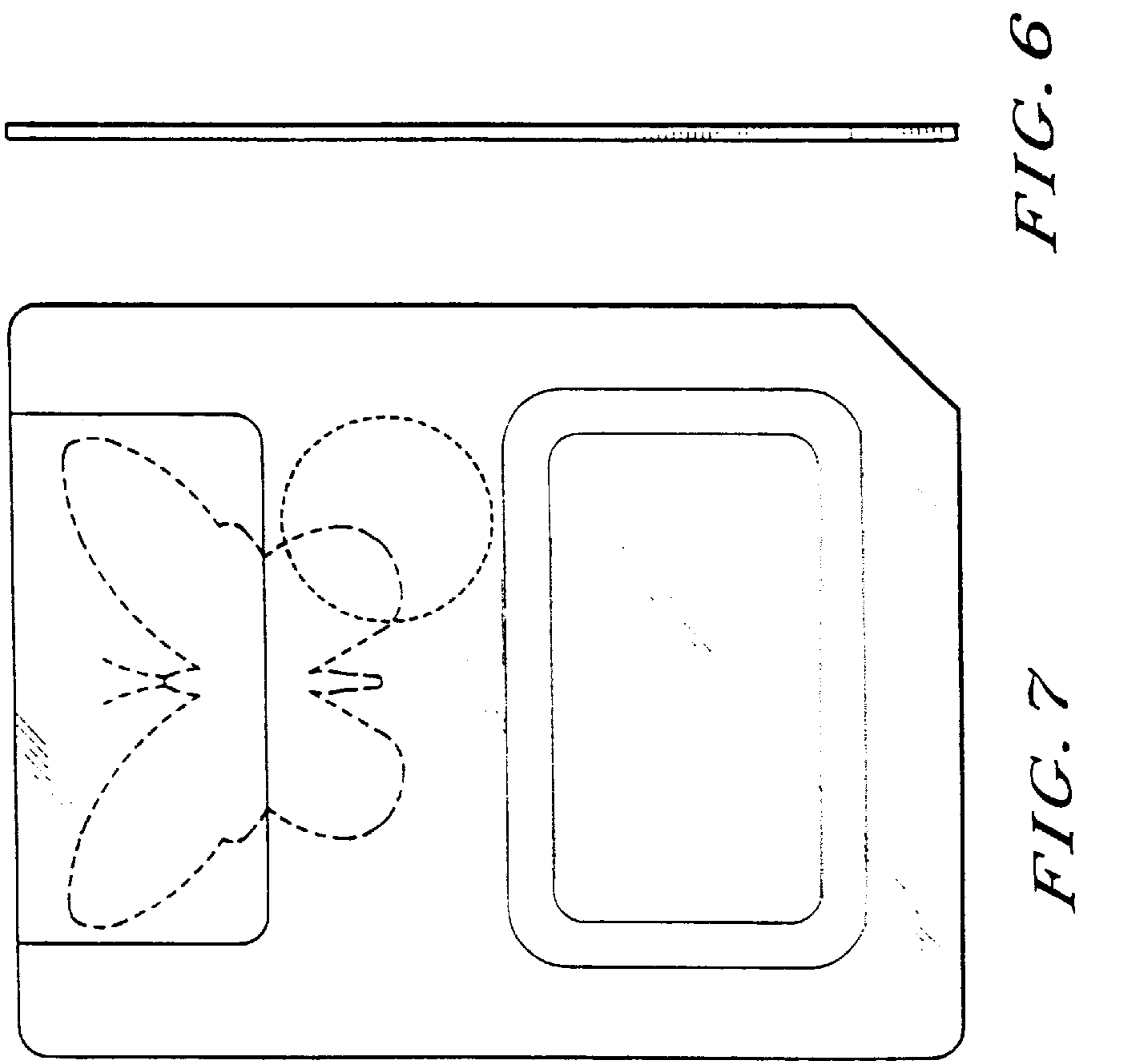
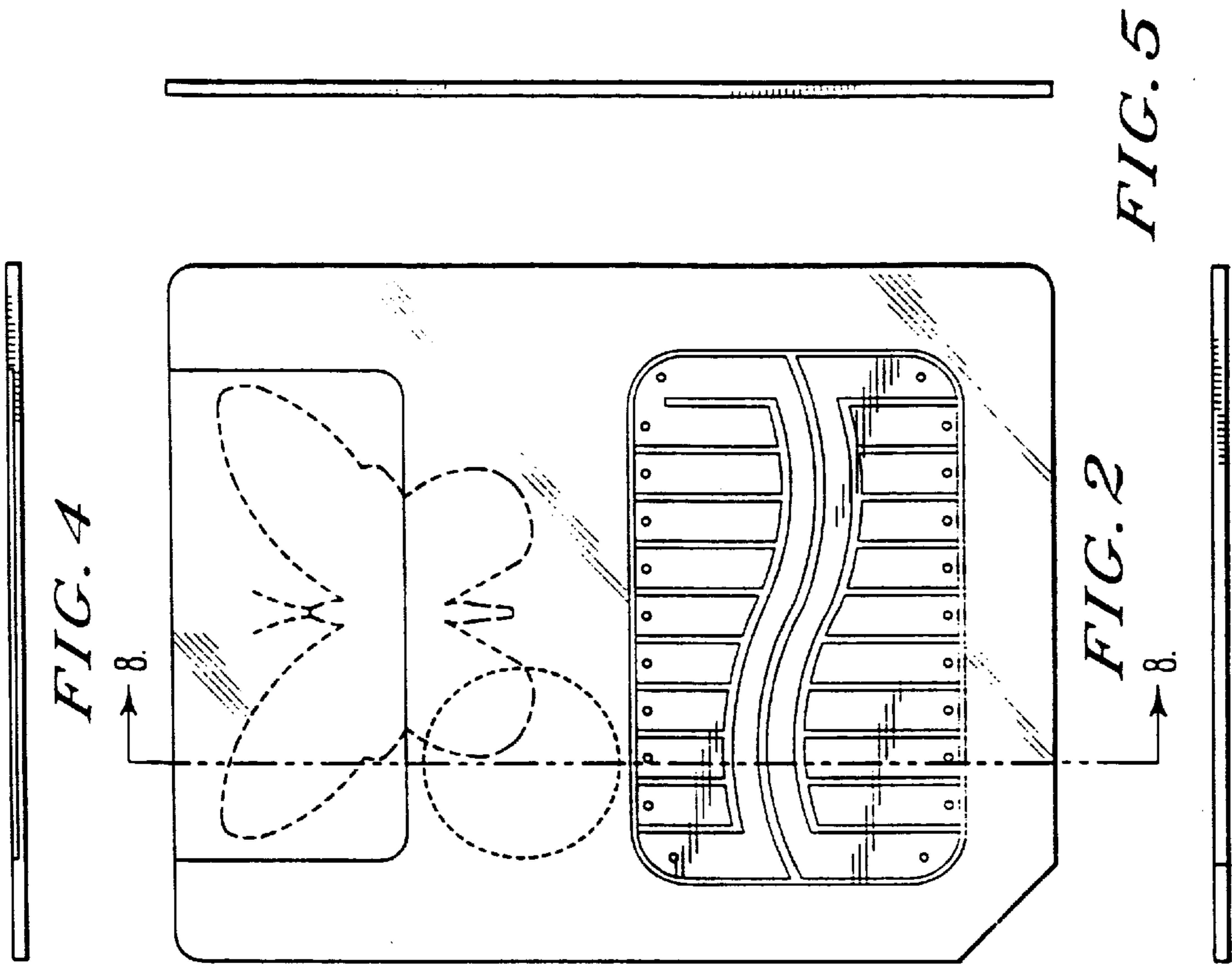




FIG. 8