



US00D449832B1

(12) **United States Design Patent**
Reynolds et al.

(10) **Patent No.:** **US D449,832 S**

(45) **Date of Patent:** **** Oct. 30, 2001**

(54) **REMOVABLE STORAGE DRIVE ENCLOSURE**

(75) Inventors: **Douglas S. Reynolds**, Clinton; **Brett R. Webb**, Bountiful, both of UT (US); **Alexander Muller**, Cambridge, MA (US); **Spencer Murell**, Lewis Center, OH (US)

(73) Assignee: **Iomega Corporation**, Roy, UT (US)

(**) Term: **14 Years**

(21) Appl. No.: **29/132,033**

(22) Filed: **Nov. 1, 2000**

(51) **LOC (7) Cl.** **14-02**

(52) **U.S. Cl.** **D14/368**

(58) **Field of Search** D14/348, 353, D14/355, 356, 361, 362, 363, 365, 368; D13/162, 184, 199; 312/223.1-223.3; 360/99.01-99.12; 361/690-696; 369/34, 36

(56) **References Cited**

U.S. PATENT DOCUMENTS

D. 346,593	*	5/1994	Mizusugi et al.	D14/368
D. 371,546	*	7/1996	Kaneko	D14/368
D. 375,728		11/1996	Nicklos et al.	D14/442
D. 376,587	*	12/1996	Nakada	D14/368
D. 377,008		12/1996	Nicklos et al.	D14/368

D. 377,644		1/1997	Nicklos et al.	D14/368
D. 395,873	*	7/1998	Yokoyama et al.	D14/368
D. 412,318		7/1999	Nicklos et al.	D14/368
D. 416,545		11/1999	Nicklos et al.	D14/368
D. 430,542		9/2000	Hoferitza et al.	D13/154
D. 432,110		10/2000	Shepherd et al.	D14/156
D. 436,959		1/2001	Reynolds et al.	D14/368

* cited by examiner

Primary Examiner—Freda Nunn

(74) *Attorney, Agent, or Firm*—Woodcock Washburn Kurtz Mackiewicz & Norris LLP

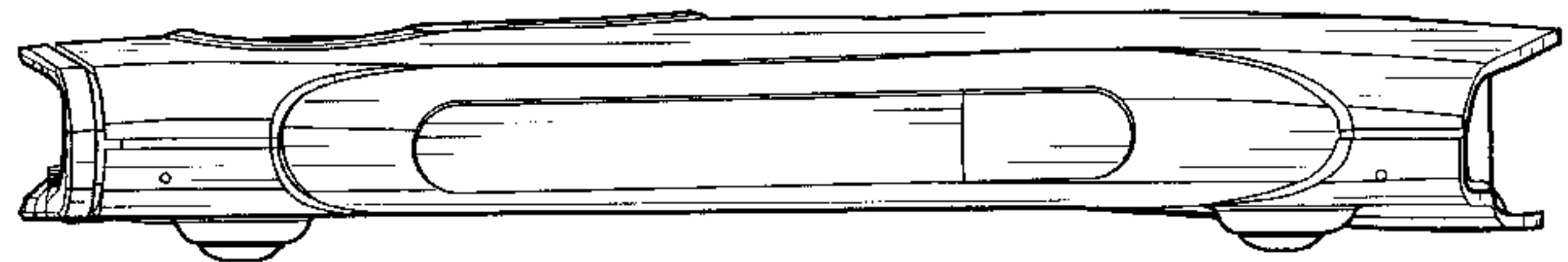
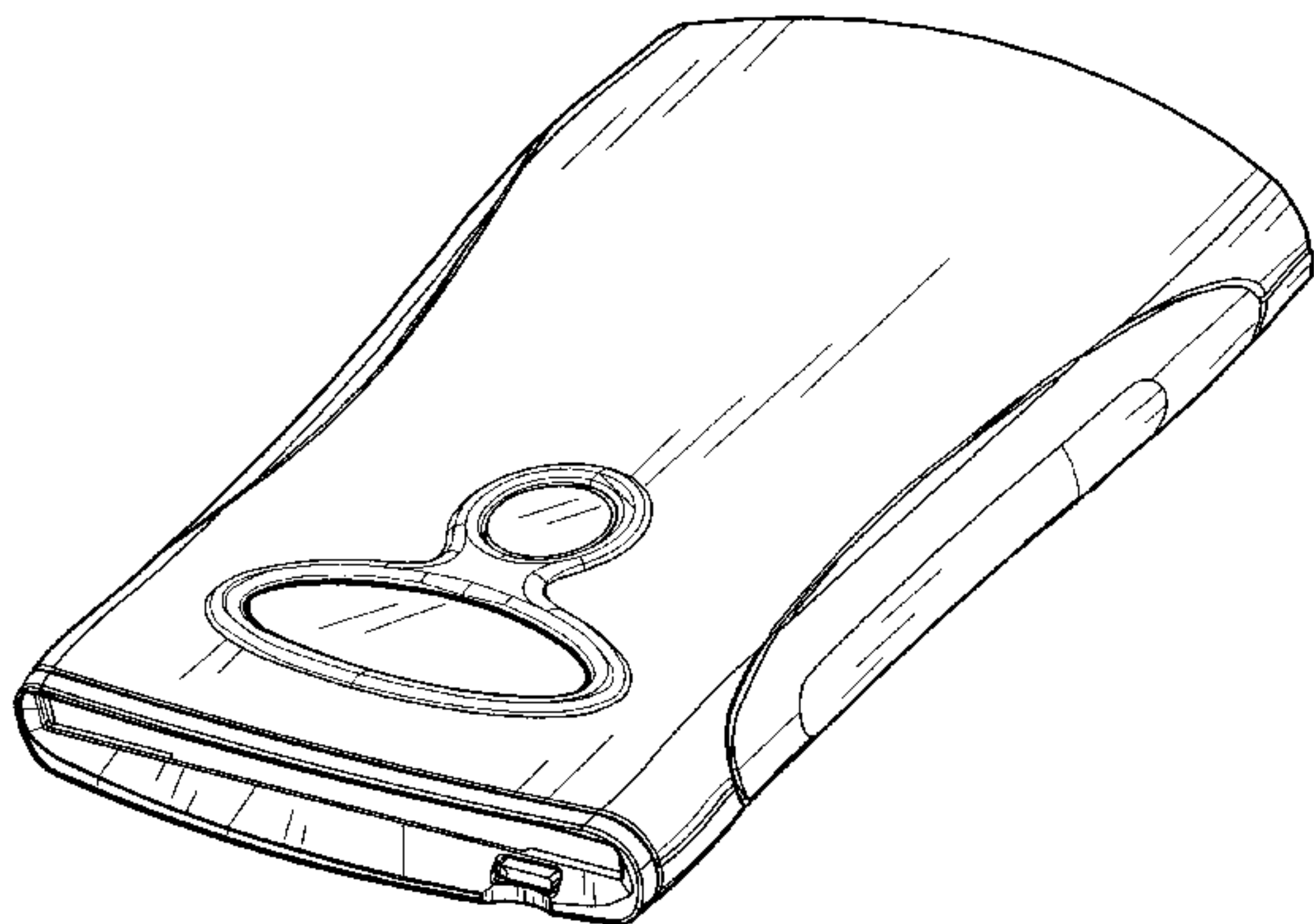
(57) **CLAIM**

The ornamental design for a removable storage drive enclosure, as shown and described.

DESCRIPTION

FIG. 1 is a top perspective view of a removable storage drive enclosure showing our new design;
 FIG. 2 is a side elevational view of FIG. 1.
 FIG. 3 is another side elevational view of FIG. 1.
 FIG. 4 is a bottom plan view of the embodiment shown in FIG. 1.
 FIG. 5 is a top plan view of the embodiment shown in FIG. 1.
 FIG. 6 is a rear elevational view of FIG. 1; and,
 FIG. 7 is a front elevational view of FIG. 1.

1 Claim, 5 Drawing Sheets



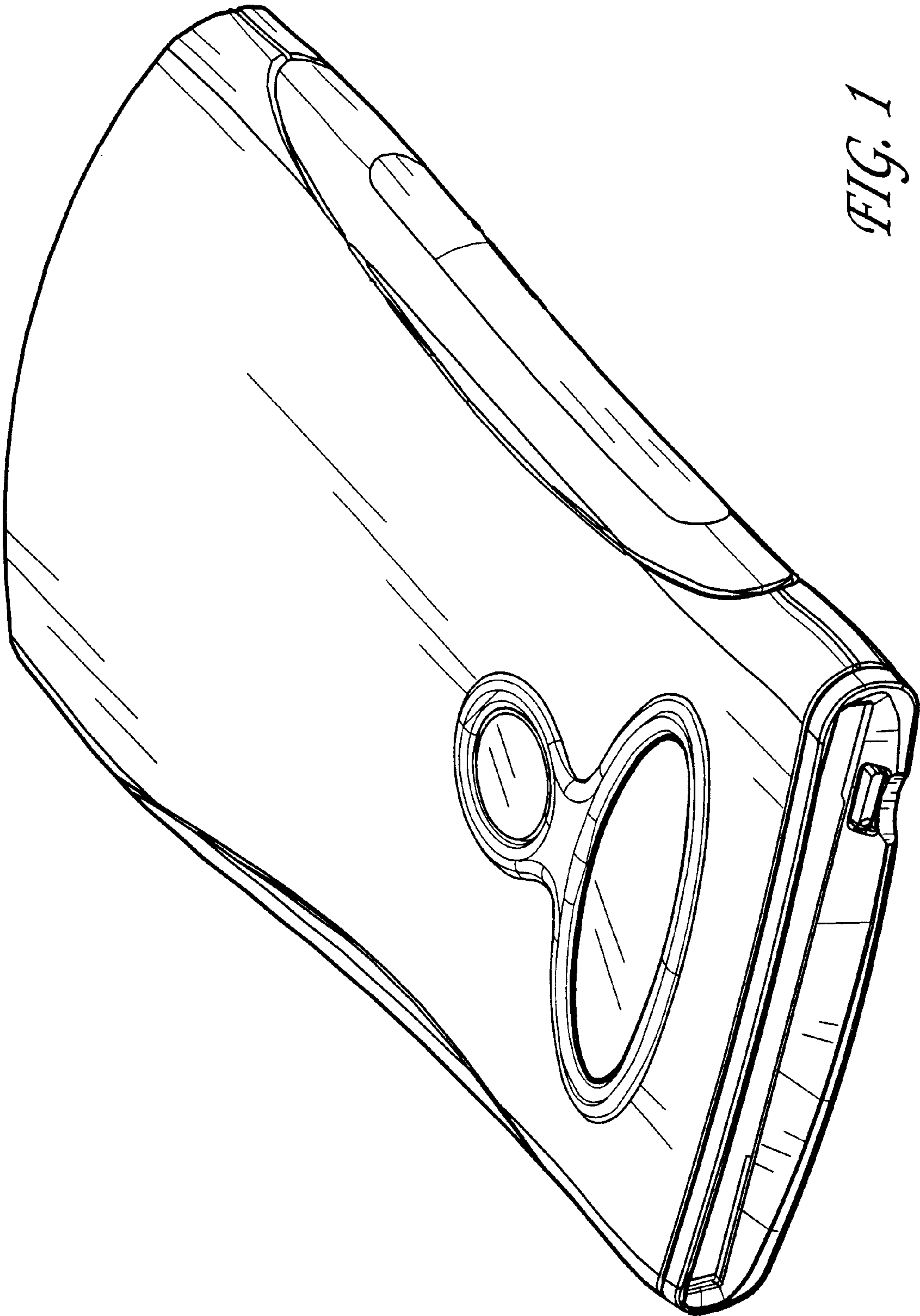


FIG. 1

FIG. 2

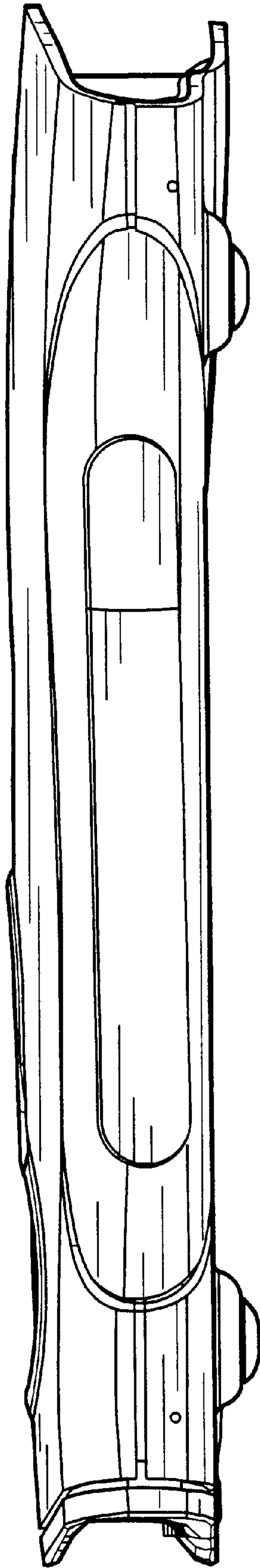


FIG. 3

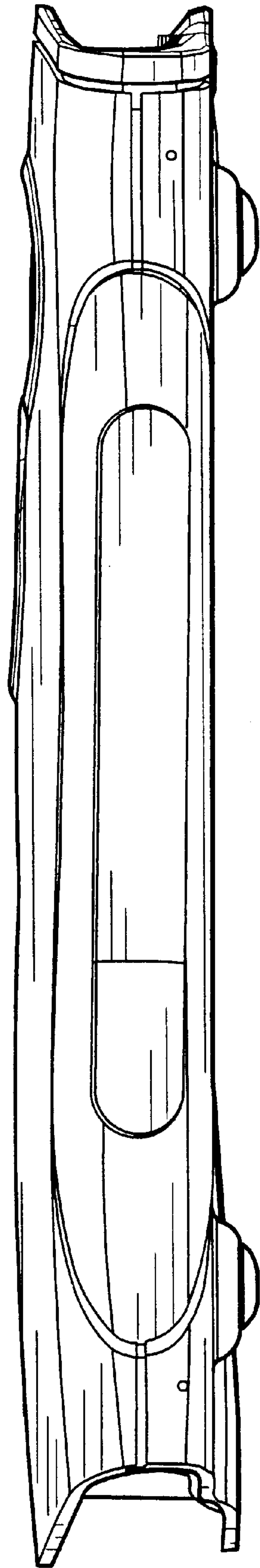


FIG. 4

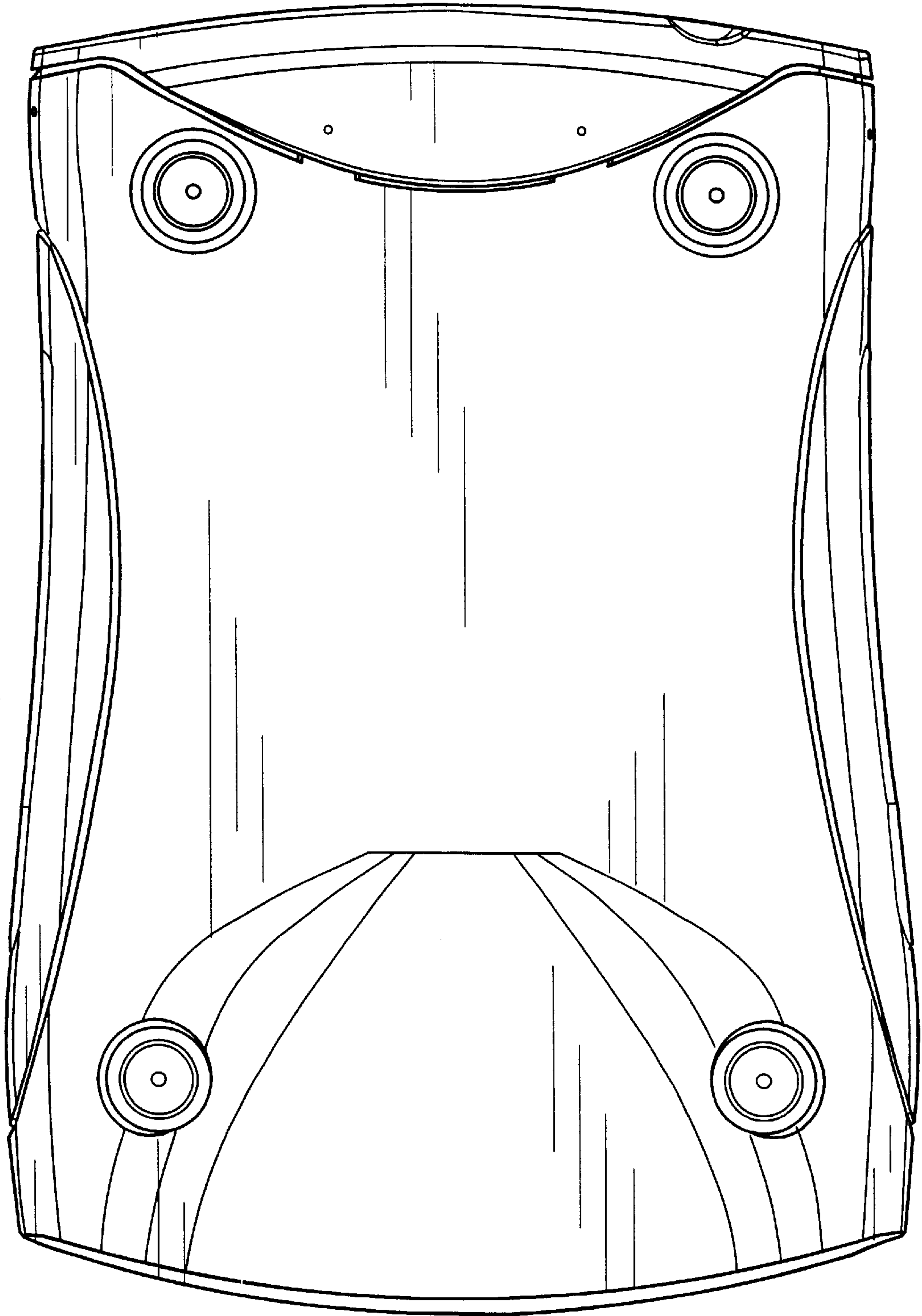


FIG. 5

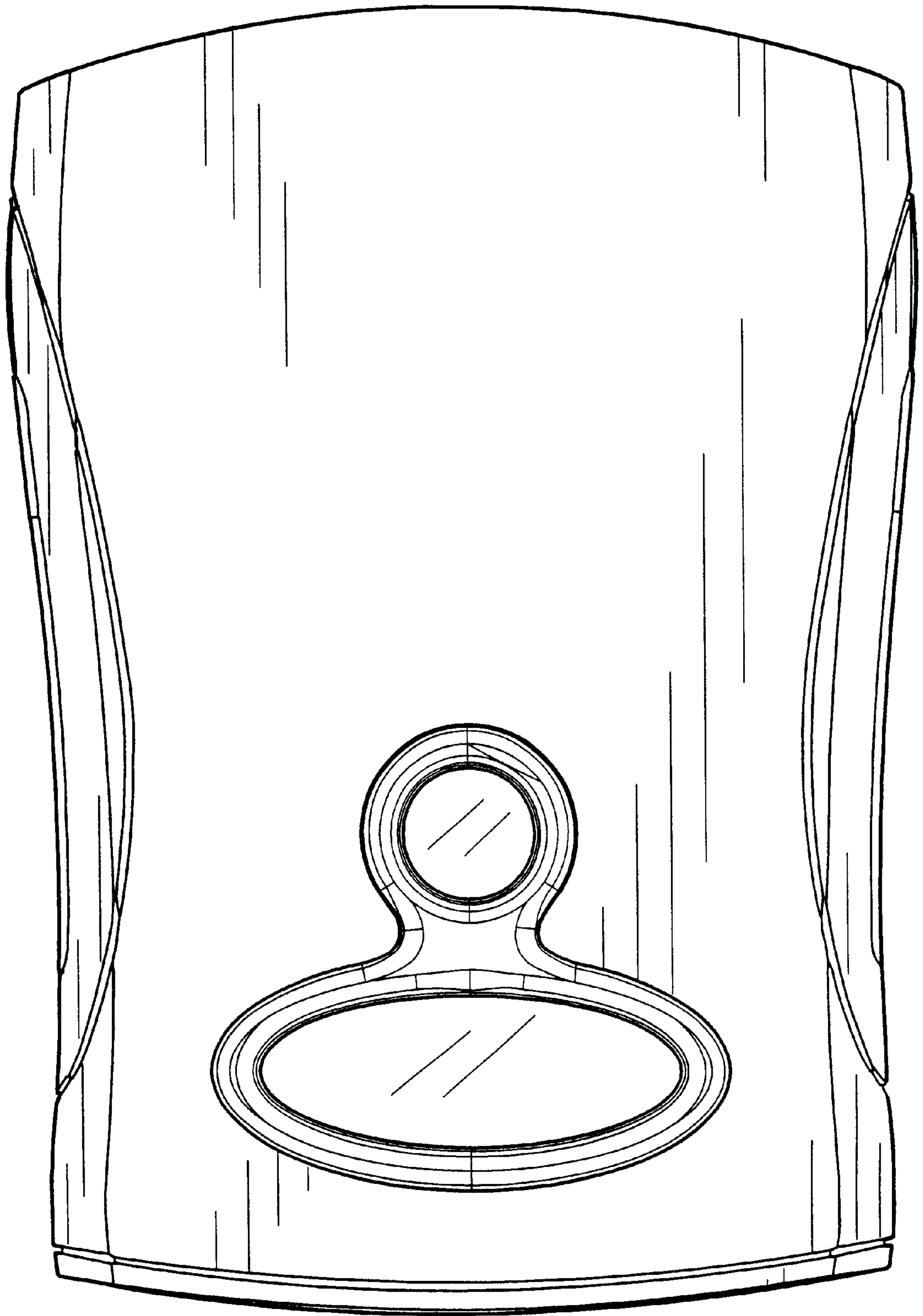


FIG. 6




FIG. 7

