



US00D449824B1

(12) **United States Design Patent**
Higa et al.

(10) **Patent No.: US D449,824 S**

(45) **Date of Patent: ** Oct. 30, 2001**

(54) **NETWORK INTERFACE DEVICE**

(75) Inventors: **Liem H. Higa**, Dallas; **John E. Watson**, Keller; **William C. K. Wang**, Plano; **Stephen G. Bloodworth**, Ft. Worth, all of TX (US)

(73) Assignee: **Corning Cable Systems LLC**, Hickory, NC (US)

(**) Term: **14 Years**

(21) Appl. No.: **29/141,904**

(22) Filed: **May 15, 2001**

(51) **LOC (7) Cl. 13-99**

(52) **U.S. Cl. D13/184**

(58) **Field of Search D13/184; 174/48, 174/50; D14/240; 379/399, 440**

(56) **References Cited**

U.S. PATENT DOCUMENTS

D. 195,338	*	6/1963	Geisen	D13/184
D. 225,644	*	12/1972	Beach	D13/184
D. 314,759	*	2/1991	Collins et al.	D13/184
D. 318,653	*	7/1991	Nieves et al.	D13/184
D. 337,313	*	7/1993	Davis	D13/184
D. 399,190	*	10/1998	Dale et al.	D13/184
D. 415,118		10/1999	Stanush et al.	D13/184

* cited by examiner

Primary Examiner—Brian N. Vinson

(74) *Attorney, Agent, or Firm*—Christopher C. Dremann

(57) **CLAIM**

The ornamental design for a network interface device, as shown and described.

DESCRIPTION

FIG. 1 is a front, right-hand perspective view of a network interface device according to our new design shown with the cover in the closed position;

FIG. 2 is a front, right-hand perspective view thereof shown with the cover in the opened position;

FIG. 3 is a front, left-hand perspective view thereof shown with the cover in the closed position;

FIG. 4 is a front, left-hand perspective view thereof shown with the cover in the opened position;

FIG. 5 is a front elevation view thereof;

FIG. 6 is a rear elevation view thereof;

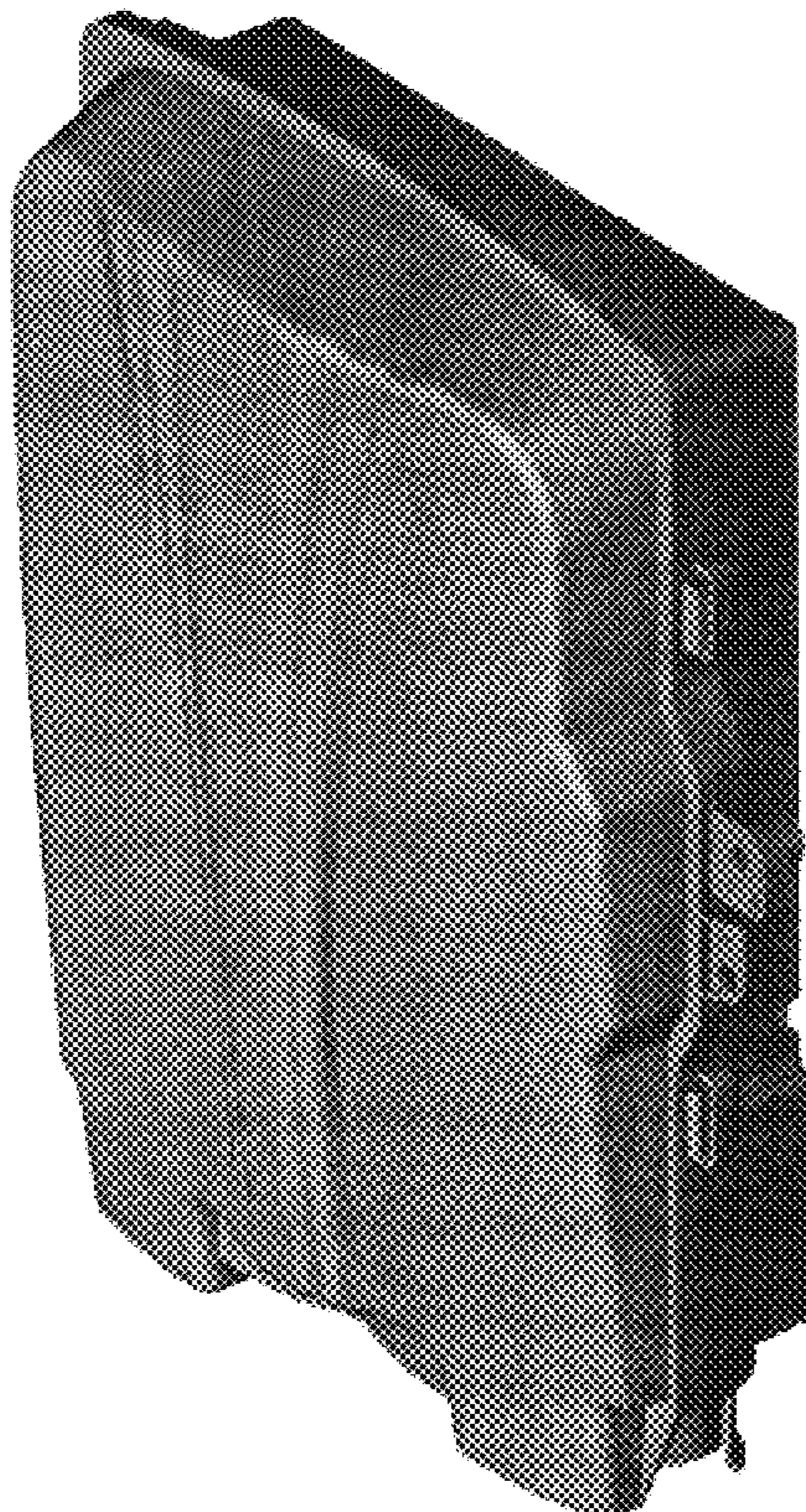
FIG. 7 is a left side elevation view thereof;

FIG. 8 is a right side elevation view thereof;

FIG. 9 is a top plan view thereof; and,

FIG. 10 is a bottom plan view thereof.

1 Claim, 8 Drawing Sheets



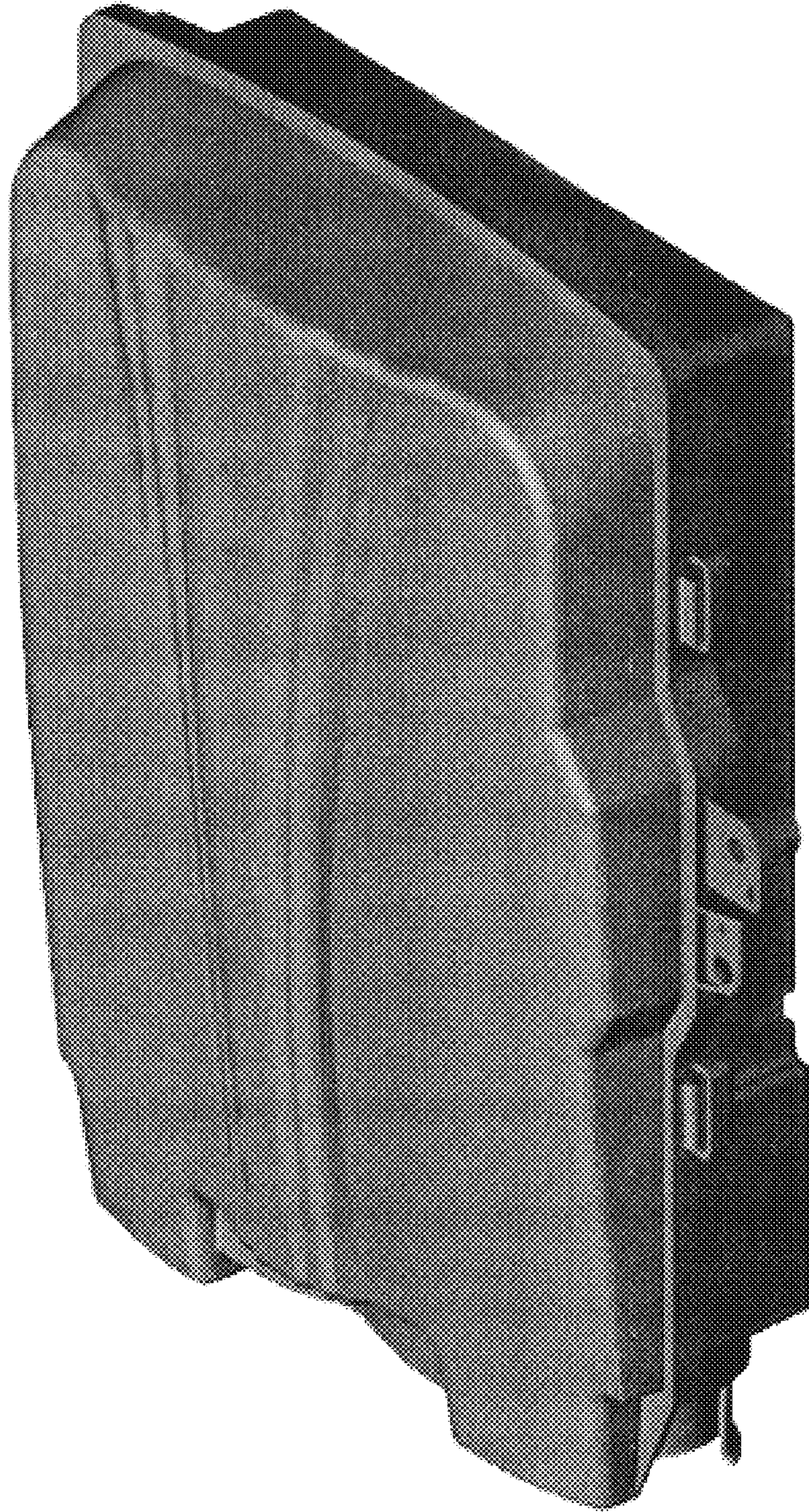


Fig. 1




Fig. 2



Fig. 3




Fig. 4




Fig. 5




Fig. 6




Fig. 7




Fig. 8




Fig. 9

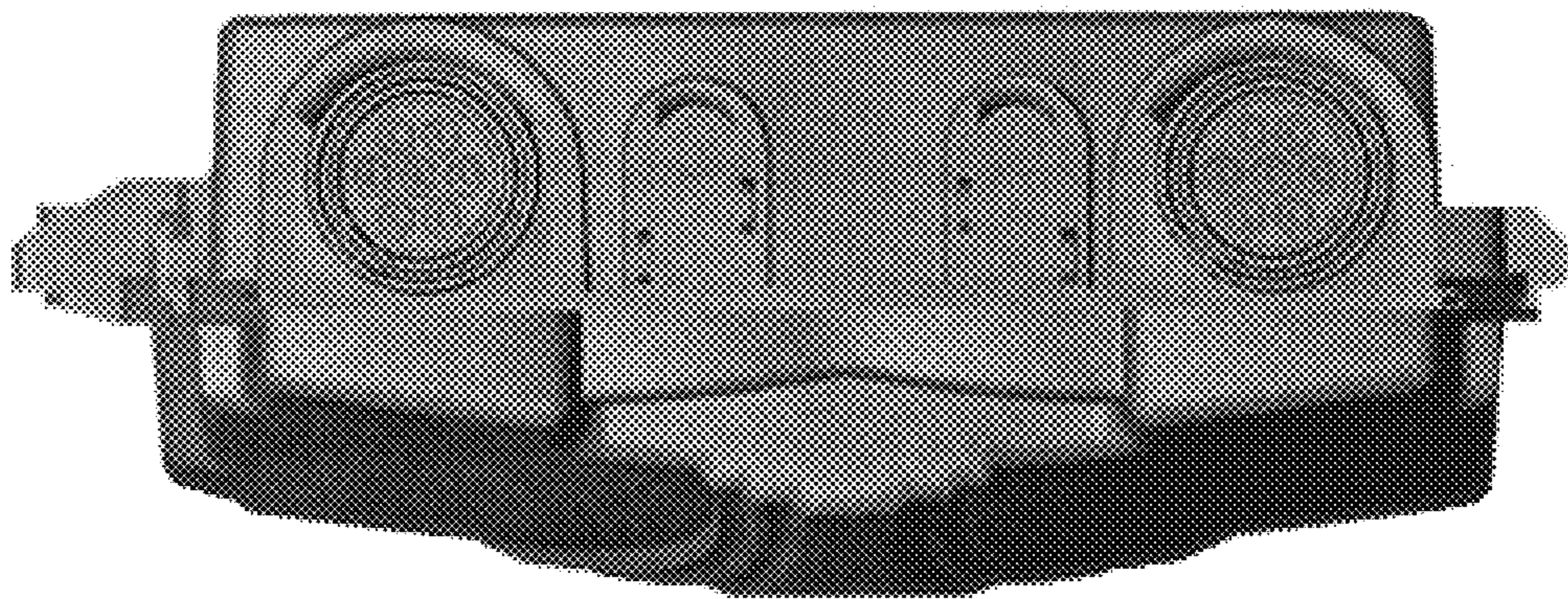


Fig. 10