



US00D449815B1

(12) **United States Design Patent**
Allison

(10) **Patent No.:** **US D449,815 S**

(45) **Date of Patent:** **** Oct. 30, 2001**

(54) **TIRE TREAD**

(75) Inventor: **William B. Allison**, Cuyahoga Falls, OH (US)

(73) Assignee: **Bridgestone/Firestone Research, Inc.**, Akron, OH (US)

(**) Term: **14 Years**

(21) Appl. No.: **29/124,967**

(22) Filed: **Jun. 15, 2000**

(51) **LOC (7) Cl.** **12-15**

(52) **U.S. Cl.** **D12/547**

(58) **Field of Search** D12/134-152;
152/209.1, 209.3, 209.9, 209.13, 209.25,
209.28

(56) **References Cited**

U.S. PATENT DOCUMENTS

D. 322,236	12/1991	Maxwell et al.	D12/141
D. 323,801	2/1992	Kajita	D12/147
D. 350,100 *	8/1994	Van Tuyl	D12/147
D. 380,425	7/1997	Brown et al.	D12/146
D. 384,616	10/1997	Yukawa	D12/147
D. 388,039 *	12/1997	Ratliff, Jr.	D12/147
D. 392,227	3/1998	Lim et al.	D12/147
D. 400,134	10/1998	Sato et al.	D12/147
D. 402,940	12/1998	McKisson et al.	D12/147
D. 404,694	1/1999	Himuro et al.	D12/147
D. 405,398	2/1999	McKisson	D12/146
D. 413,844	9/1999	Graas	D12/147

OTHER PUBLICATIONS

Multi-Mile Winter Radial W400 Tire, 1999 Tread Design Guide, Jan. 1999, p. 54. 1/4.*

* cited by examiner

Primary Examiner—Robert M. Spear

(74) *Attorney, Agent, or Firm*—Thomas R. Kingsbury; Michael Sand; John H. Hornickel

(57) **CLAIM**

The ornamental design for a tire tread, as shown and described.

DESCRIPTION

FIG. 1 is a side perspective view of a tire tread showing my new design, it being understood that the tread pattern is repeated throughout the circumference of the tire tread, the opposite side being a mirror image of that shown;

FIG. 2 is a front elevational view thereof;

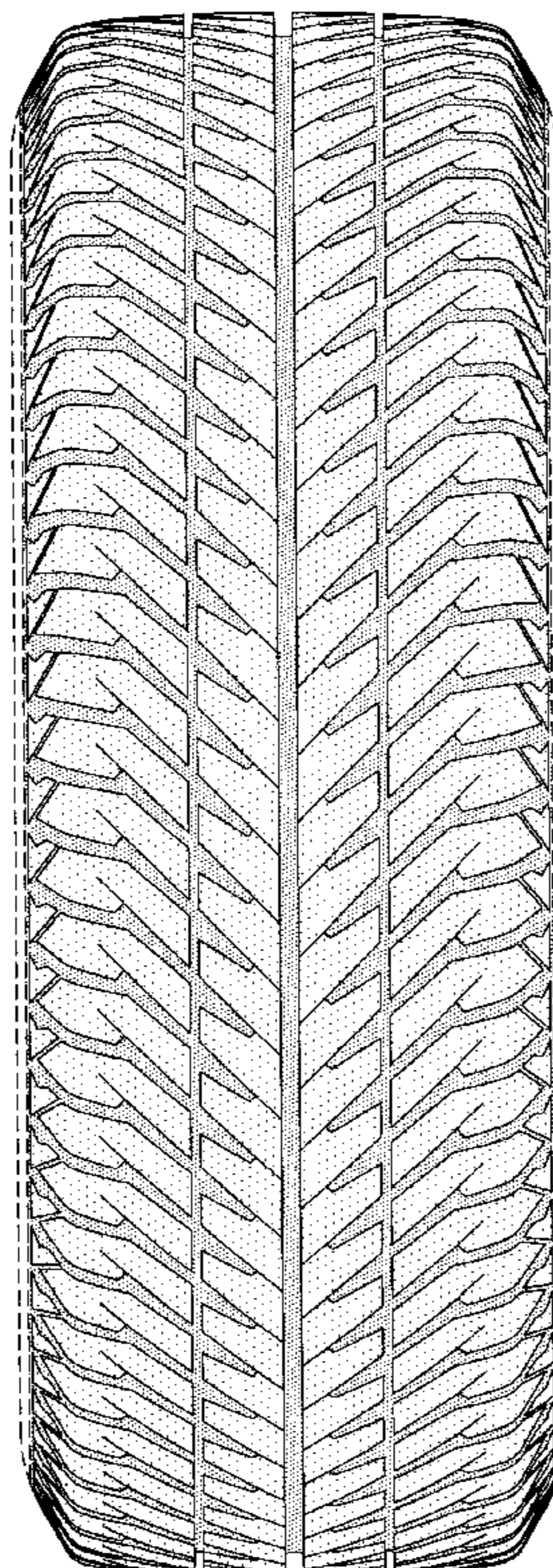
FIG. 3 is a side elevational view of the right side thereof;

FIG. 4 is a side elevational view of the left side thereof; and,

FIG. 5 is an enlarged fragmentary front elevational view thereof.

The dark stippled surface shading represents the recessed portion of the tread grooves, having a depth as best shown in FIG. 2; the broken lines defining the tire sidewall and inner bead are for illustrative purposes only and form no part of the claimed design.

1 Claim, 5 Drawing Sheets



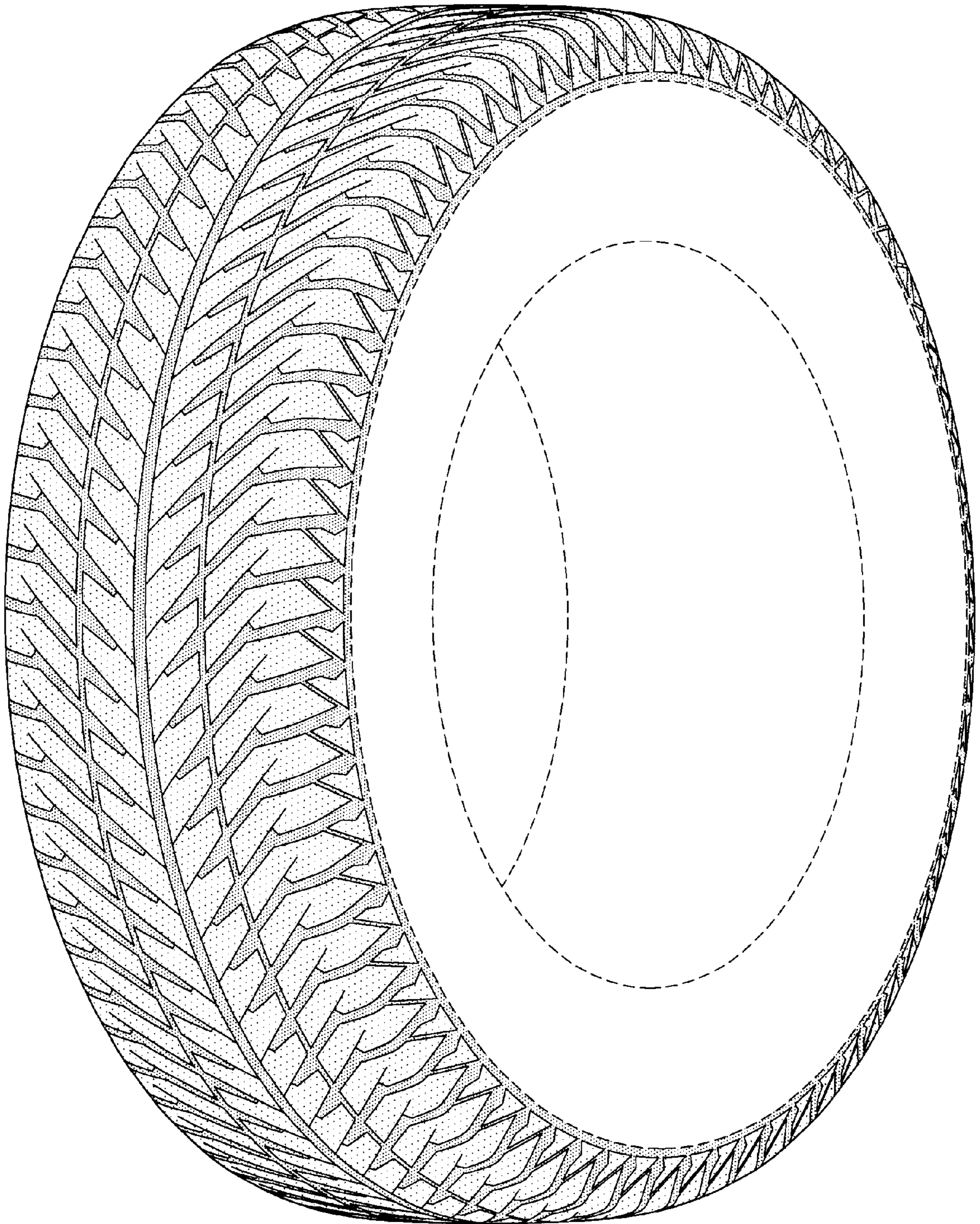


FIG-1

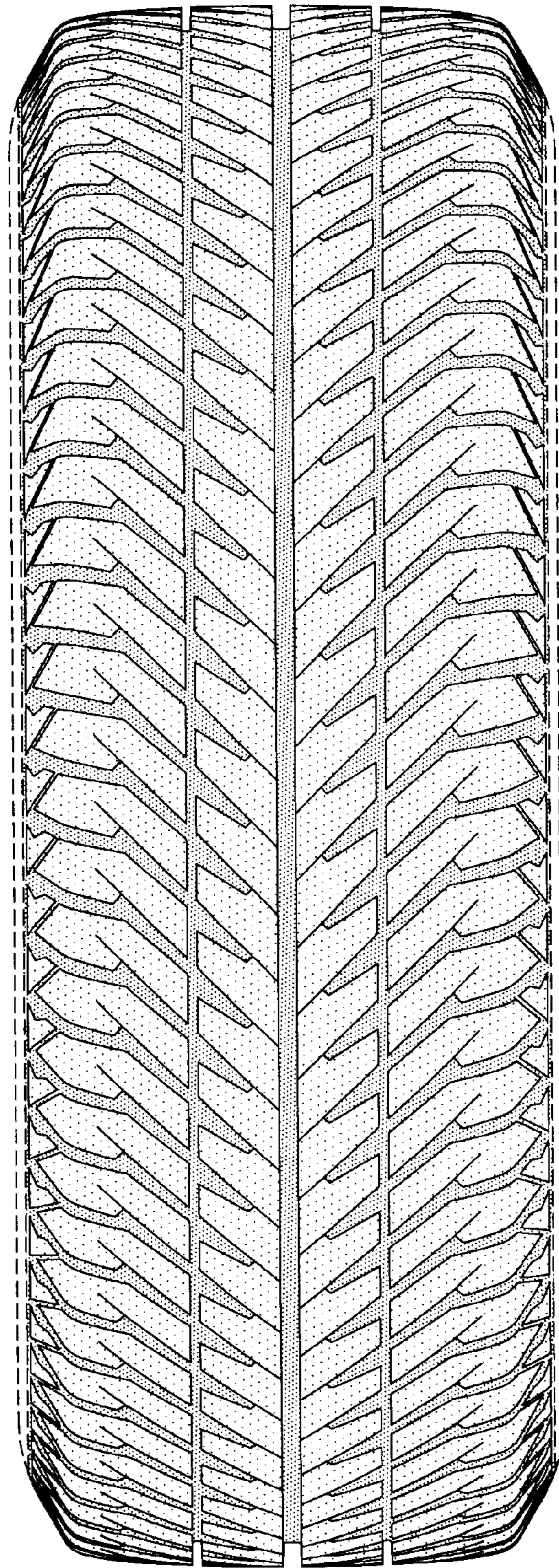


FIG-2

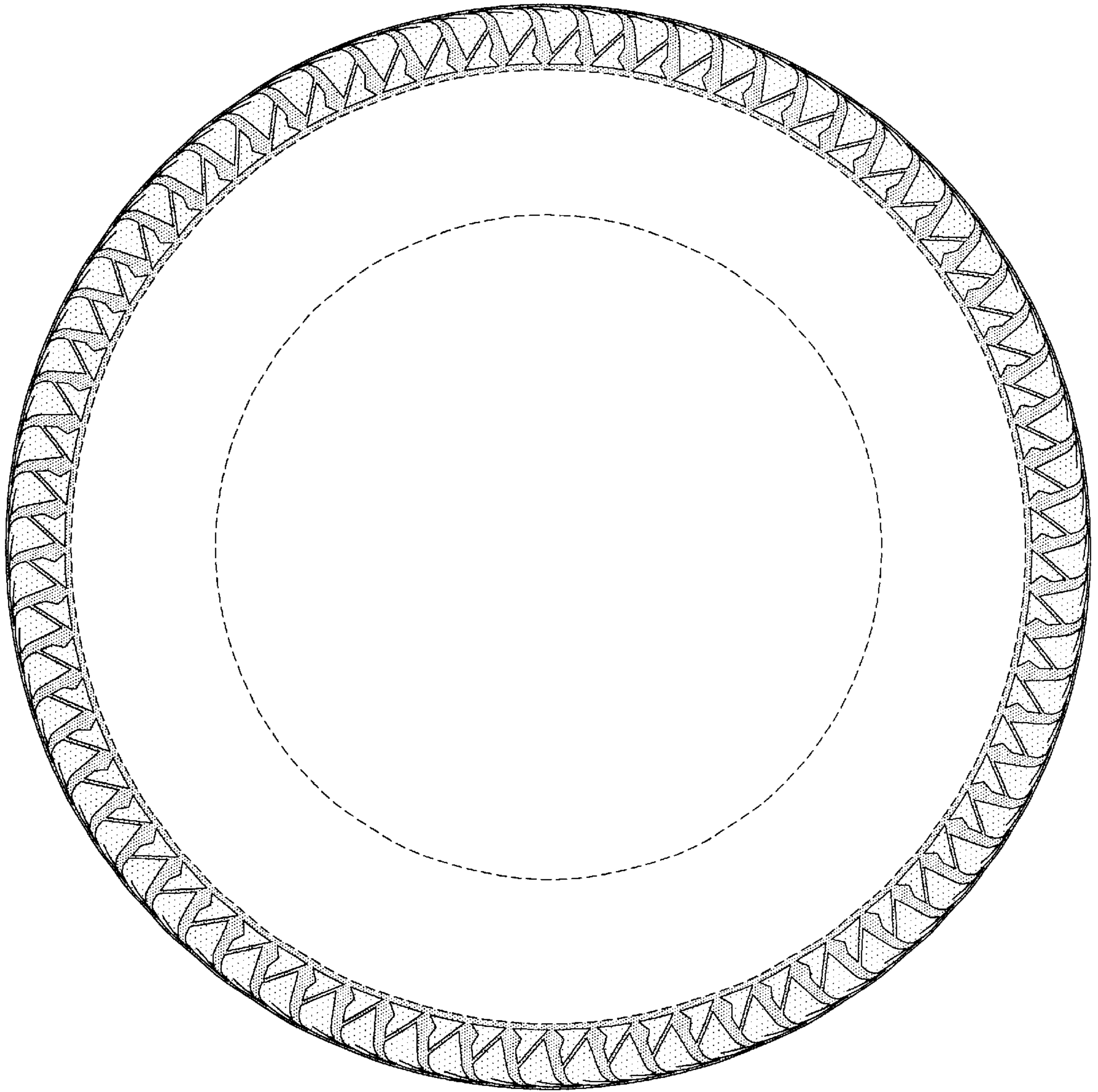


FIG-3

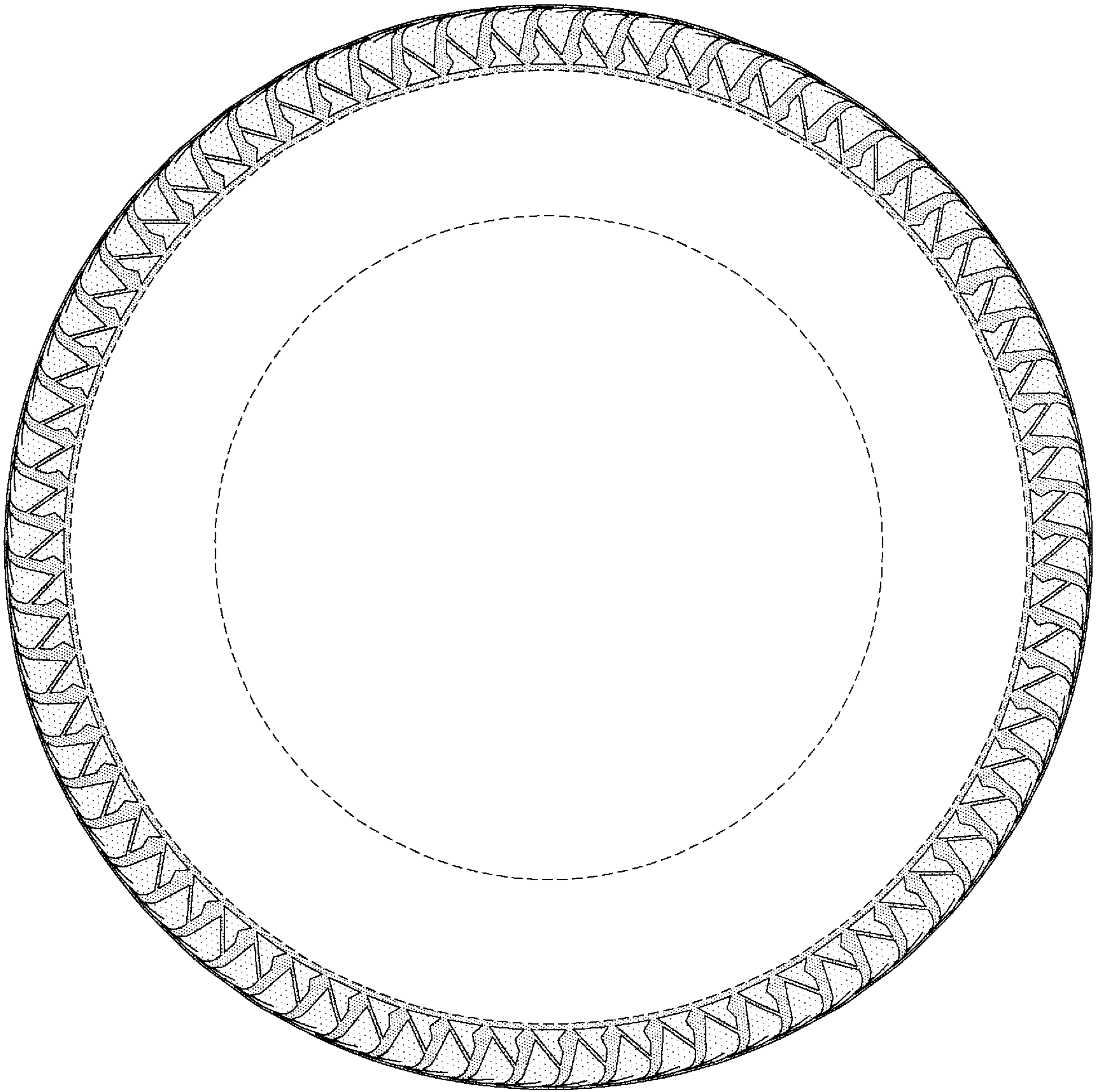


FIG-4

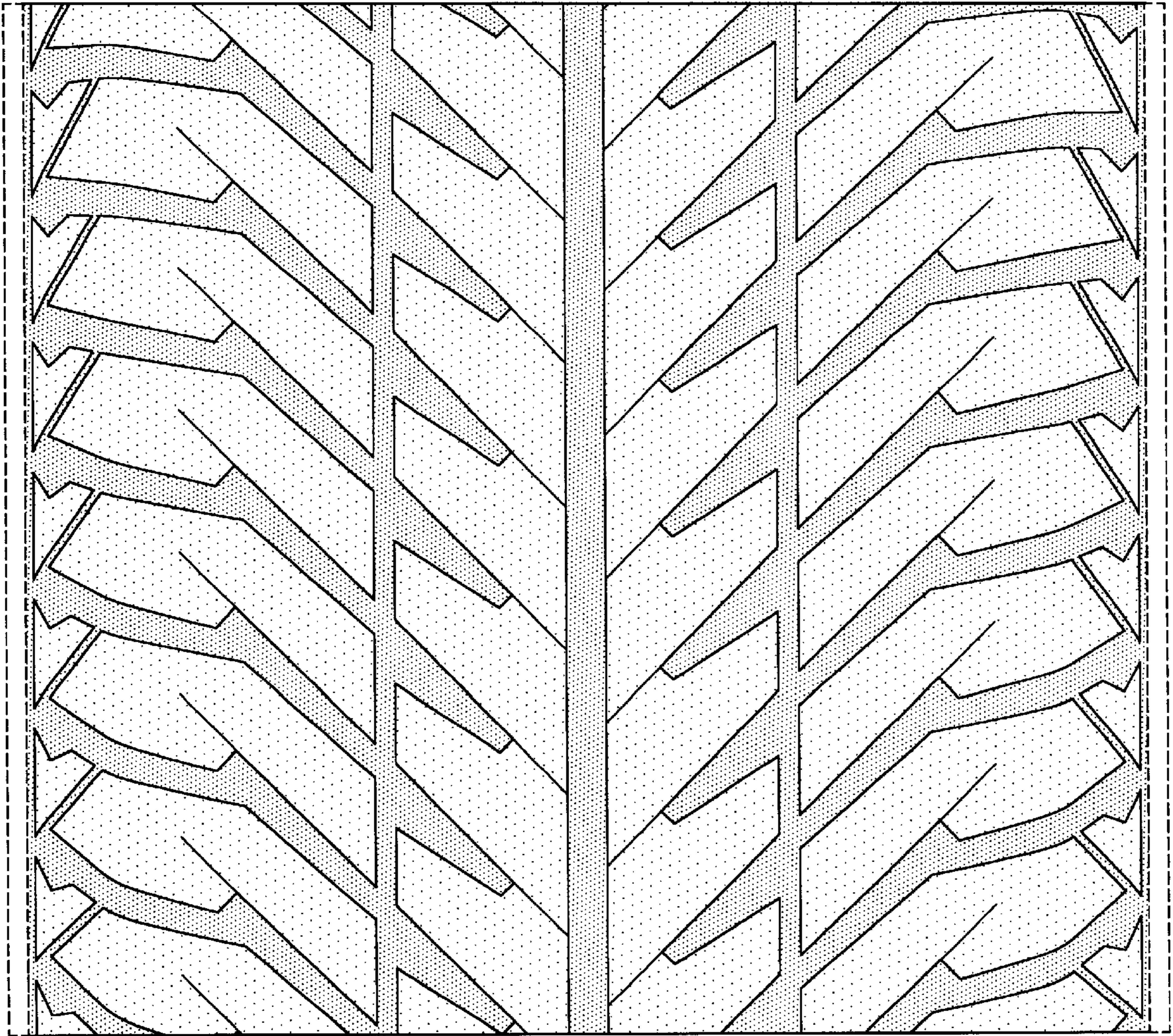


FIG-5