



US00D449813B1

(12) **United States Design Patent**  
**Bentley**

(10) **Patent No.:** **US D449,813 S**

(45) **Date of Patent:** **\*\* Oct. 30, 2001**

(54) **REMOVABLE REAR SEAT SUPPORT STRUT FOR SPORT UTILITY VEHICLES**

4,386,805 \* 6/1983 Boisset ..... 297/452.11  
4,863,219 \* 9/1989 Ochiai ..... 297/452.11

(76) Inventor: **James K. Bentley**, 2489 Starling Dr.,  
Paso Robles, CA (US) 93446

\* cited by examiner

*Primary Examiner*—Melody N. Brown

(\*\*) Term: **14 Years**

(74) *Attorney, Agent, or Firm*—Charles C. Logan, II

(21) Appl. No.: **29/120,400**

(57) **CLAIM**

(22) Filed: **Mar. 20, 2000**

The novel design for a removable rear seat support strut for sport utility vehicles, as shown and described.

(51) **LOC (7) Cl.** ..... **12-06**

**DESCRIPTION**

(52) **U.S. Cl.** ..... **D12/223**

(58) **Field of Search** ..... D12/223; D6/500–502;  
297/411.2, 411.4, 452.11, 284.1, 284.4,  
16.1, 445.1

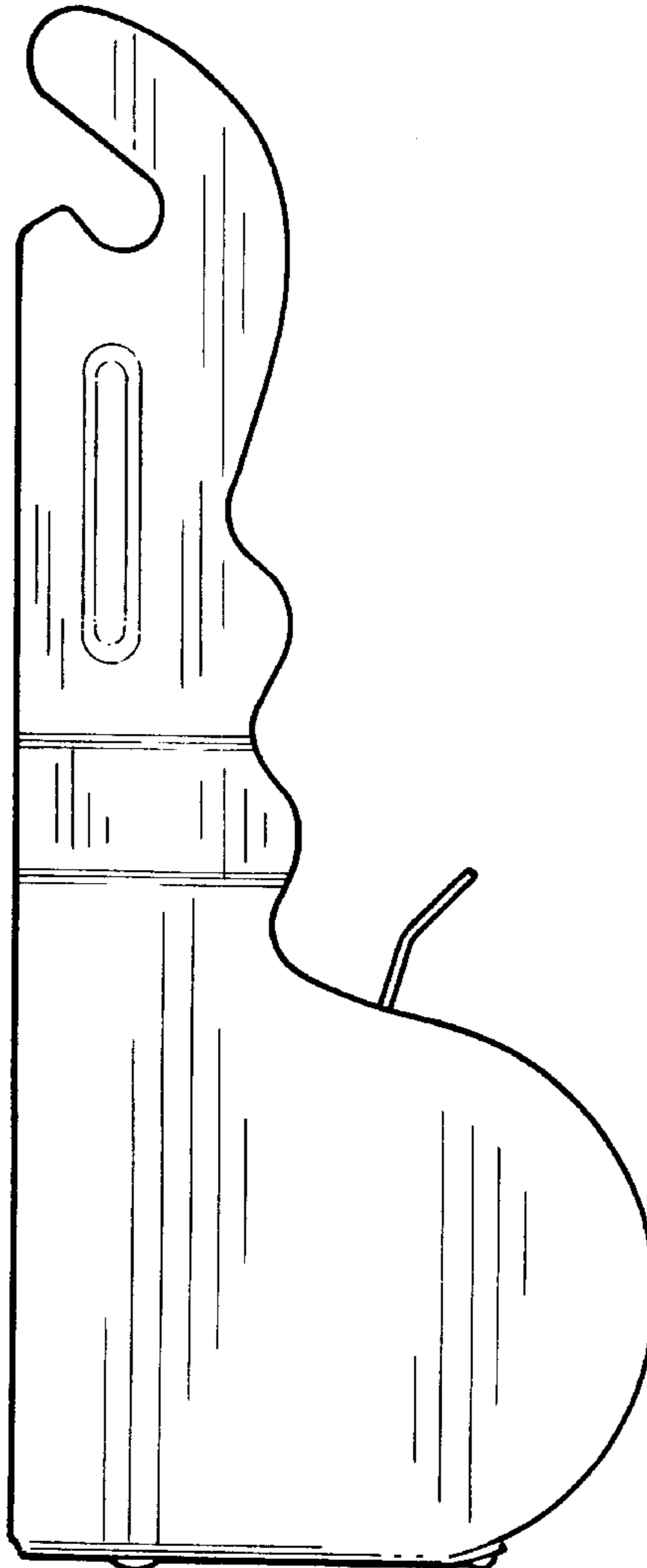
FIG. 1 is a front elevation view of the removable rear seat support strut for sport utility vehicles;  
FIG. 2 is a right side elevation view thereof, the left side elevation view is identical but reversed;  
FIG. 3 is a rear elevation view thereof;  
FIG. 4 is a top plan view thereof; and,  
FIG. 5 is a bottom plan view thereof.

(56) **References Cited**

**U.S. PATENT DOCUMENTS**

D. 382,849 \* 8/1997 Lindholm et al. .... D12/223  
D. 442,908 \* 5/2001 Nickel ..... D12/223

**1 Claim, 1 Drawing Sheet**






FIG. 1

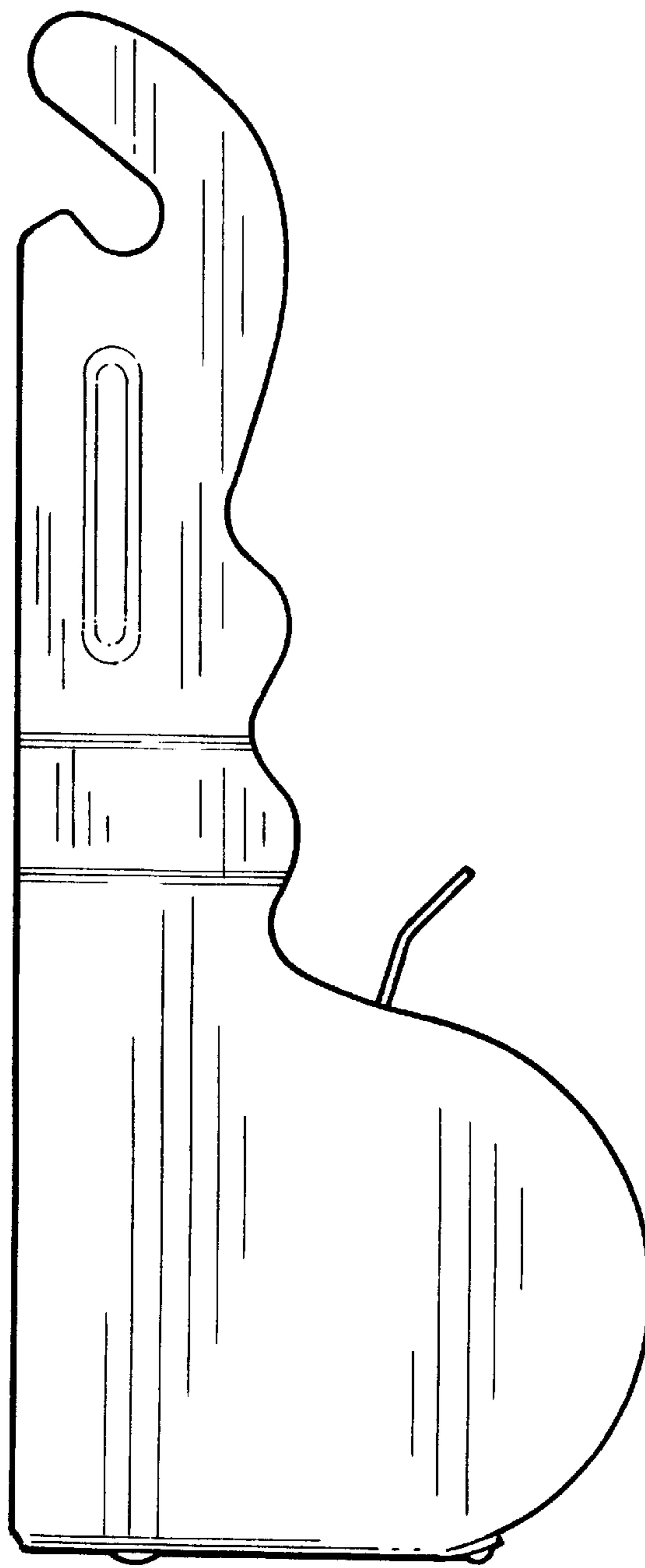


FIG. 2




FIG. 3




FIG. 4




FIG. 5