



US00D449808B1

(12) **United States Design Patent**
Soto

(10) **Patent No.: US D449,808 S**

(45) **Date of Patent: ** *Oct. 30, 2001**

(54) **AERODYNAMIC BICYCLE RACING HANDLEBAR**

(75) **Inventor: Carlos Soto, Santa Barbara, CA (US)**

(73) **Assignee: Trek Bicycle Corporation, Waterloo, WI (US)**

(*) **Notice:** This patent is subject to a terminal disclaimer.

(**) **Term: 14 Years**

(21) **Appl. No.: 29/096,358**

(22) **Filed: Nov. 10, 1998**

(51) **LOC (7) Cl. 12-16**

(52) **U.S. Cl. D12/178**

(58) **Field of Search D12/178, 111;
74/551.1, 551.3, 551.7-551.9**

(56) **References Cited**

U.S. PATENT DOCUMENTS

D. 301,027	5/1989	Borromeo	D12/178
D. 315,328	3/1991	Giard, Jr.	D12/178
D. 323,805	2/1992	Giard, Jr.	D12/178
D. 332,768	1/1993	Giard, Jr.	D12/178
D. 334,164	3/1993	Klieber	D12/178
D. 379,164	* 5/1997	Yelverton	D12/111
D. 393,432	* 4/1998	Yelverton	D12/111
4,750,754	6/1988	Lennon	280/261
4,873,886	10/1989	Renner	74/551.8
4,878,397	11/1989	Lennon	74/551.1
5,000,469	3/1991	Smith	280/261
5,024,119	6/1991	Linden	74/551.1
5,033,325	7/1991	Giard, Jr.	74/551.3

5,083,476	1/1992	Borromeo	74/551.1
5,145,210	9/1992	Lennon	280/281.1
5,154,094	10/1992	Klieber	74/551.1
5,154,095	10/1992	Giard, Jr.	74/551.8
5,163,339	11/1992	Giard, Jr. et al.	74/551.3
5,209,508	5/1993	Lennon	280/261
5,235,872	8/1993	Giard, Jr.	74/551.8
5,319,994	6/1994	Miller	74/551.8
5,324,059	6/1994	Bryne	280/283

* cited by examiner

Primary Examiner—Melody N. Brown
(74) *Attorney, Agent, or Firm*—Boyle, Fredrickson, Newholm, Stein & Gratz; James F. Boyle

(57) **CLAIM**

The ornamental design for an aerodynamic bicycle racing handlebar, as shown and described.

DESCRIPTION

FIG. 1 is a top view of the aerodynamic bicycle racing handlebar showing my new design.

FIG. 2 is a side view of the aerodynamic bicycle racing handlebar.


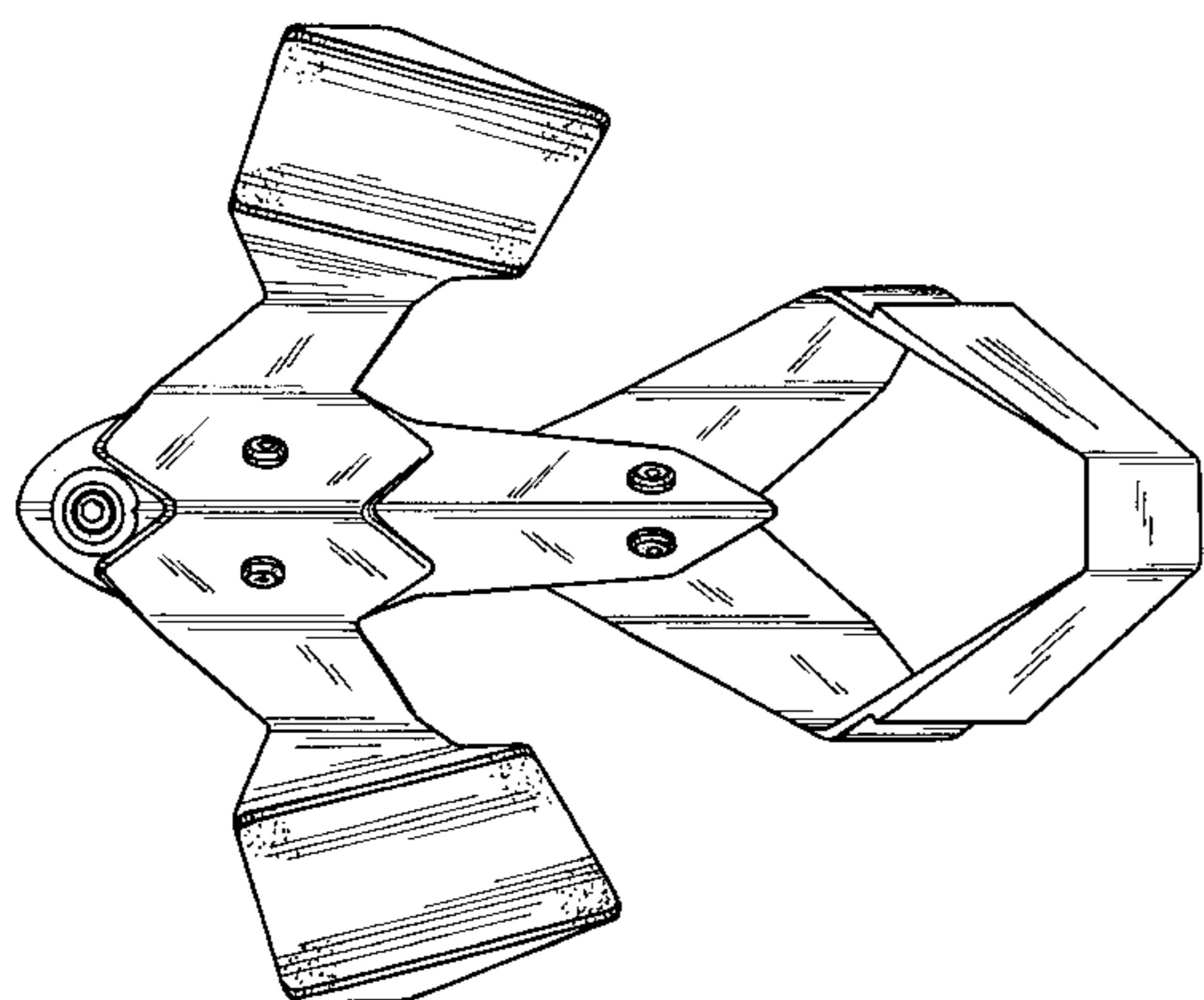
FIG. 3 is a rear view of the aerodynamic bicycle racing handlebar.

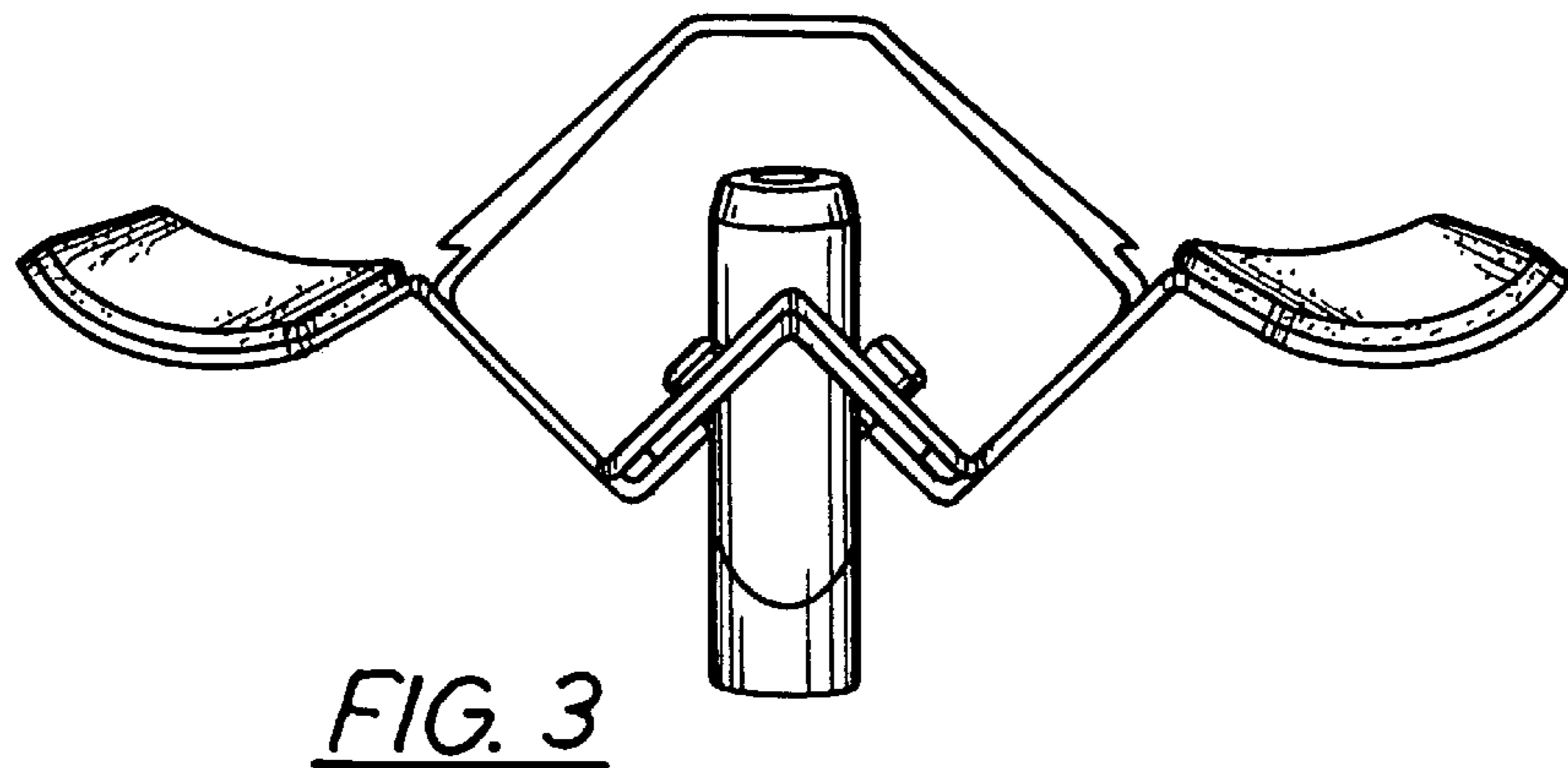
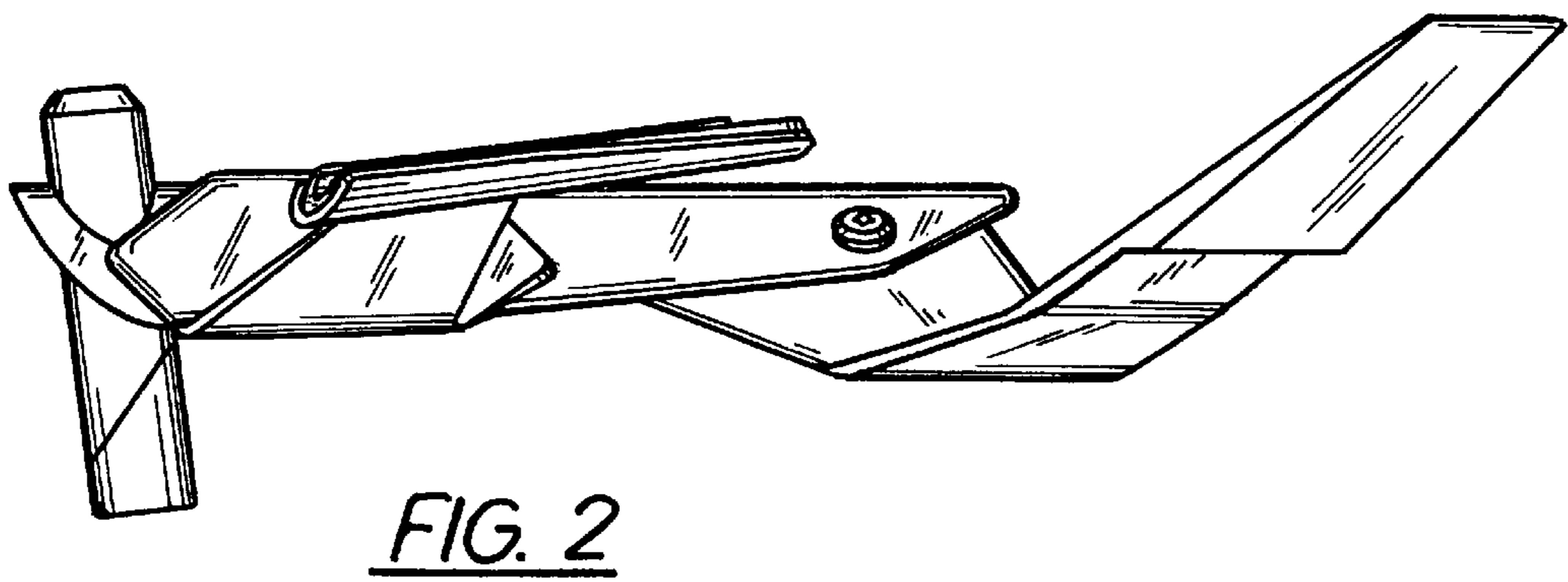
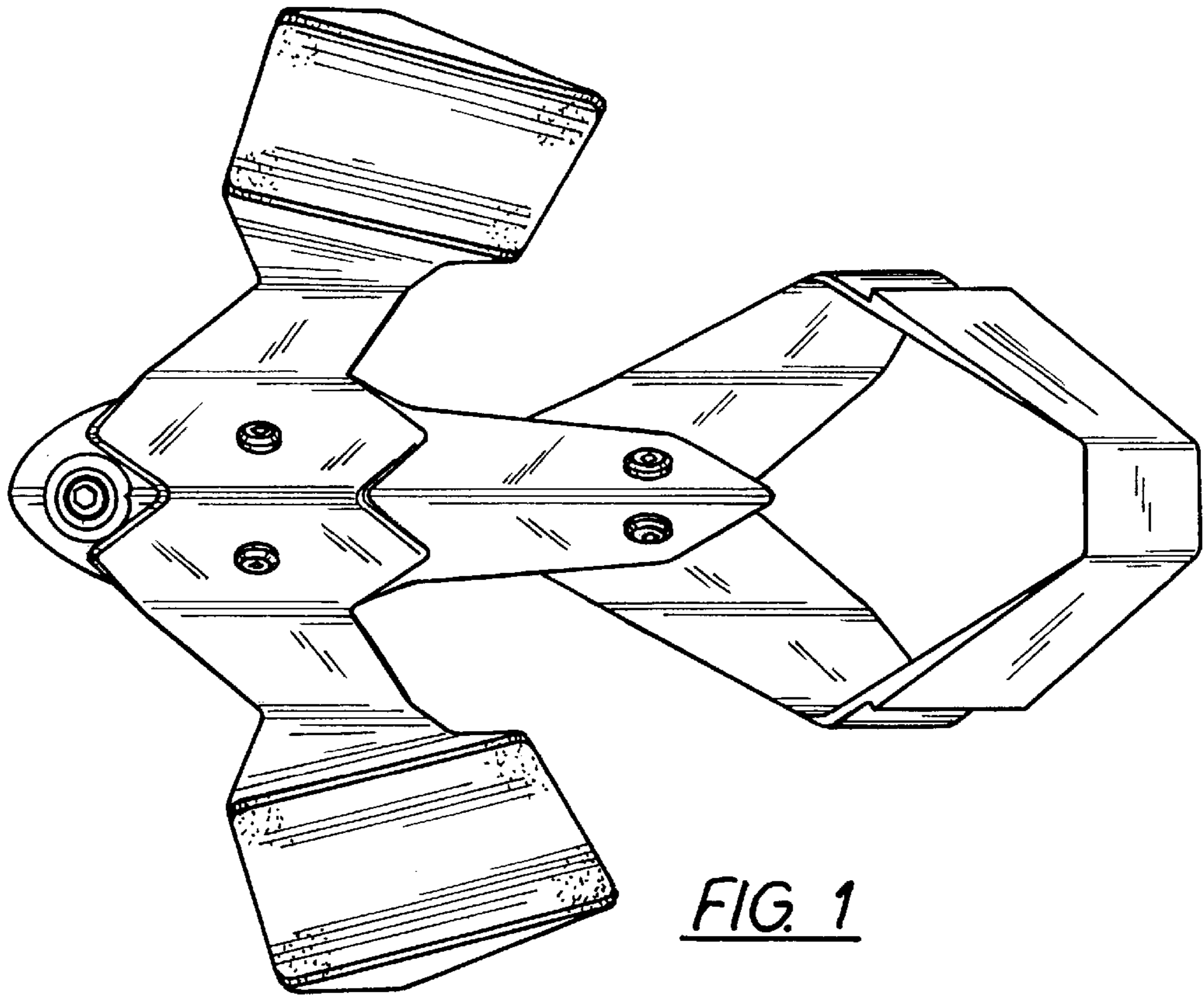
FIG. 4 is a bottom view of the aerodynamic bicycle racing handlebar.

FIG. 5 is a front view of the aerodynamic bicycle racing handlebar; and,

FIG. 6 is a side view of the aerodynamic bicycle racing handlebar, the environmental structure shown in broken lines is for illustrative purposes only and form no part of the claimed design.

1 Claim, 3 Drawing Sheets





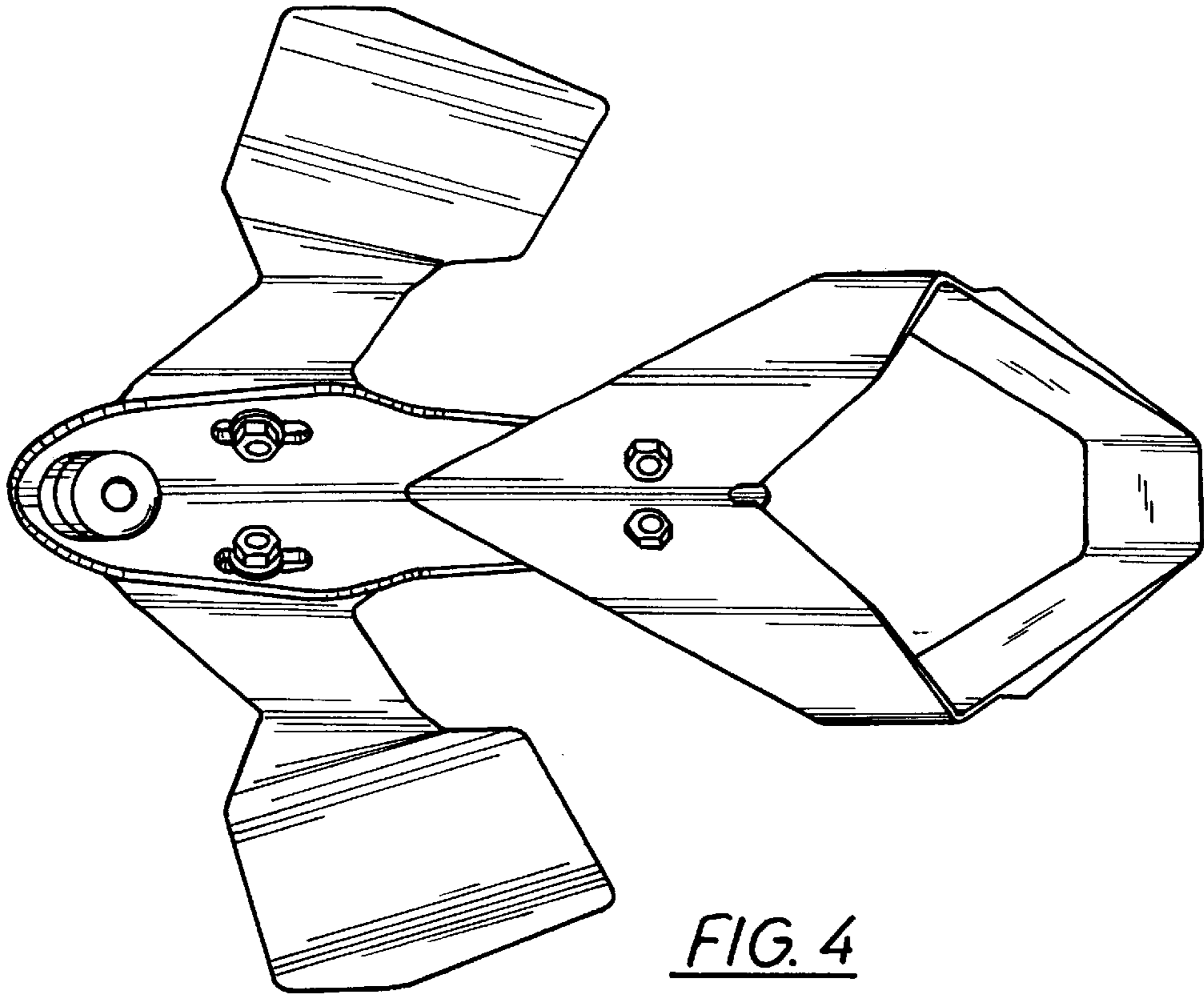


FIG. 4

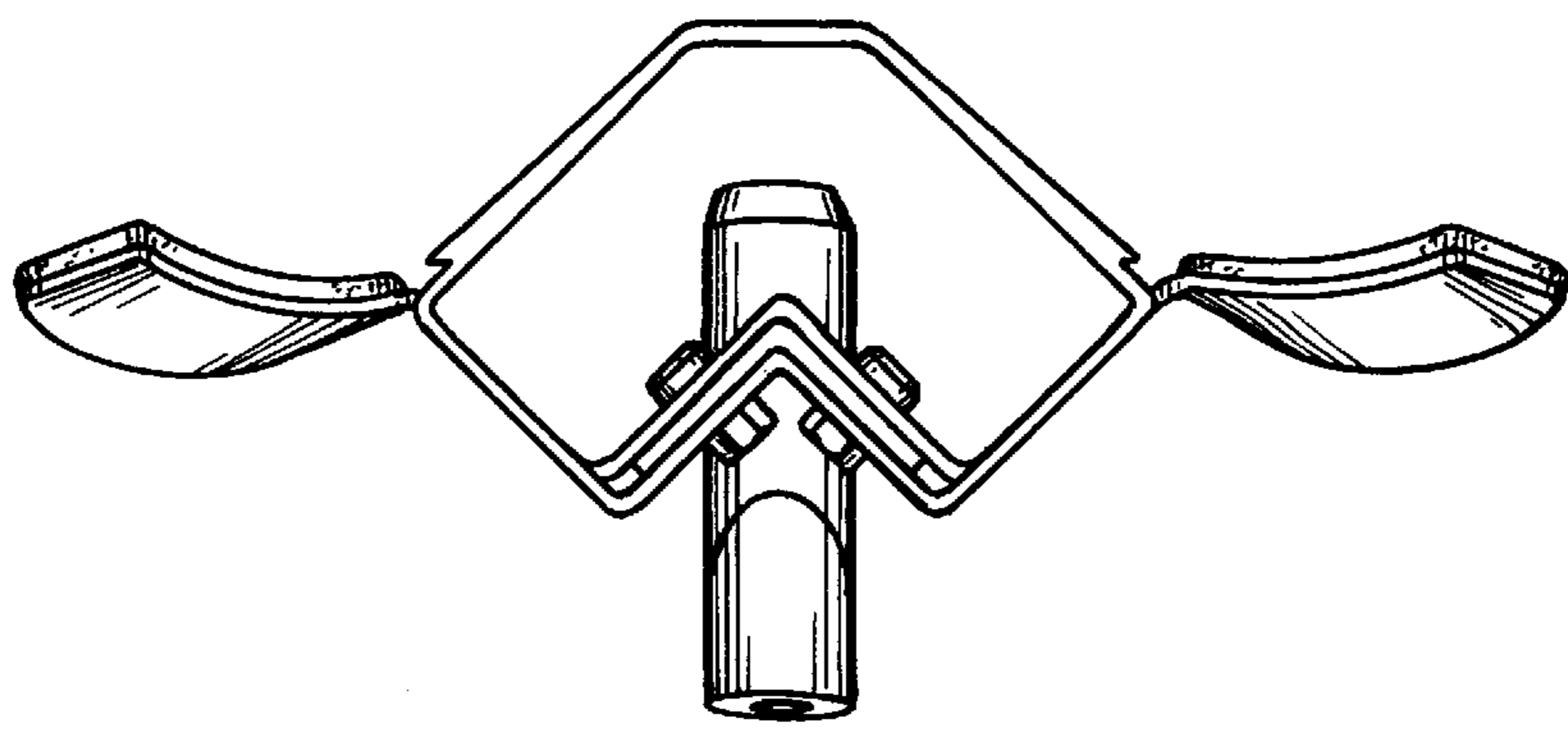


FIG. 5




FIG. 6