



US00D449792B1

(12) **United States Design Patent**  
**Nadeau et al.**

(10) **Patent No.:** **US D449,792 S**

(45) **Date of Patent:** **\*\* Oct. 30, 2001**

(54) **DYNAMIC WIND PROPELLED SCULPTURE**

(76) Inventors: **Isabella Nadeau; Eric Nadeau**, both of  
484 Kuhio Hwy. K-1, Kapaa, HI (US)  
96746

(\*\*) Term: **14 Years**

(21) Appl. No.: **29/138,745**

(22) Filed: **Mar. 21, 2001**

(51) **LOC (7) Cl.** ..... **11-02**

(52) **U.S. Cl.** ..... **D11/141; D11/117**

(58) **Field of Search** ..... D11/117, 121,  
D11/125, 130, 141; 40/412, 439; 416/6,  
223 R, 240, 242, DIG. 3

(56) **References Cited**

**U.S. PATENT DOCUMENTS**

D. 93,890	*	11/1934	Raymond	.....	D11/121
D. 389,090	*	1/1998	Armijo	.....	D11/141
D. 413,078	*	8/1999	Hanson	.....	D11/141
1,767,995		6/1930	McCosney	.	
1,976,093	*	10/1934	Raymond	.....	428/28
2,148,990	*	2/1939	Jorday	.....	428/28

2,197,577	*	4/1940	Crosser	.....	428/28
3,964,189	*	6/1976	Belokin, Jr.	.....	40/414
4,293,274		10/1981	Gilman	.	
4,708,592		11/1987	Krolick	.	
4,850,798		7/1989	Bailey	.	

\* cited by examiner

*Primary Examiner*—Dominic Simone

(74) *Attorney, Agent, or Firm*—Timothy Thut Tyson; Ted Masters; Freilich, Hornbaker & Rosen

(57) **CLAIM**

The ornamental design for a dynamic wind propelled sculpture, as shown.

**DESCRIPTION**

FIG. 1 is a front elevation view of a dynamic wind propelled sculpture showing my new design;  
FIG. 2 is a rear elevation view thereof  
FIG. 3 is a left side elevation view thereof;  
FIG. 4 is a right side elevation view thereof;  
FIG. 5 is an enlarged top plan view thereof; and,  
FIG. 6 is an enlarged bottom plan view thereof.

**1 Claim, 3 Drawing Sheets**



Fig. 1

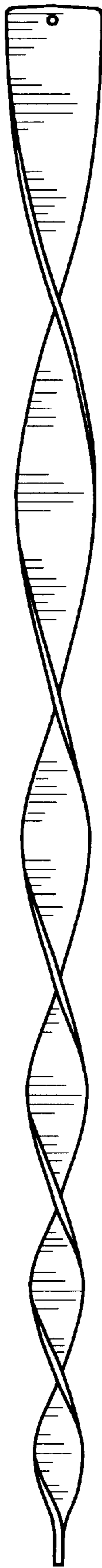


Fig. 2

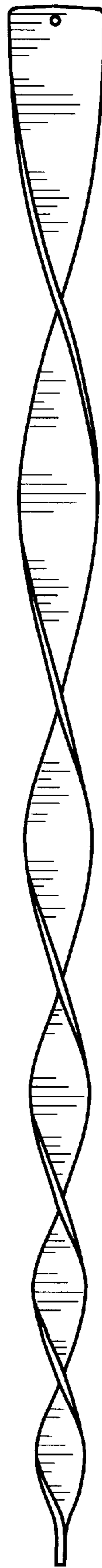


Fig. 3

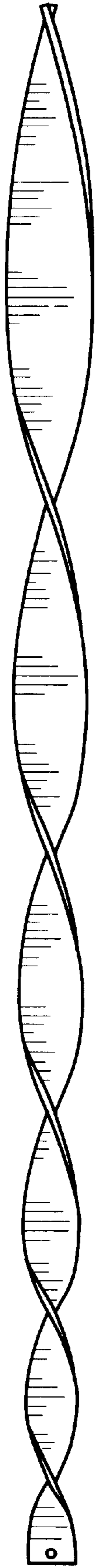


Fig. 4

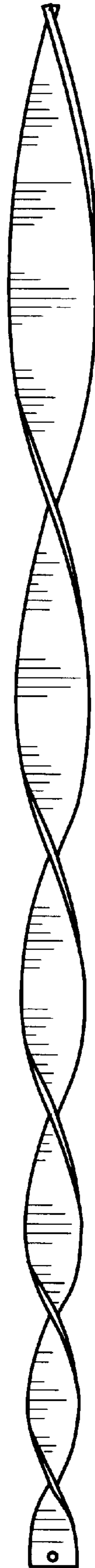


Fig. 5

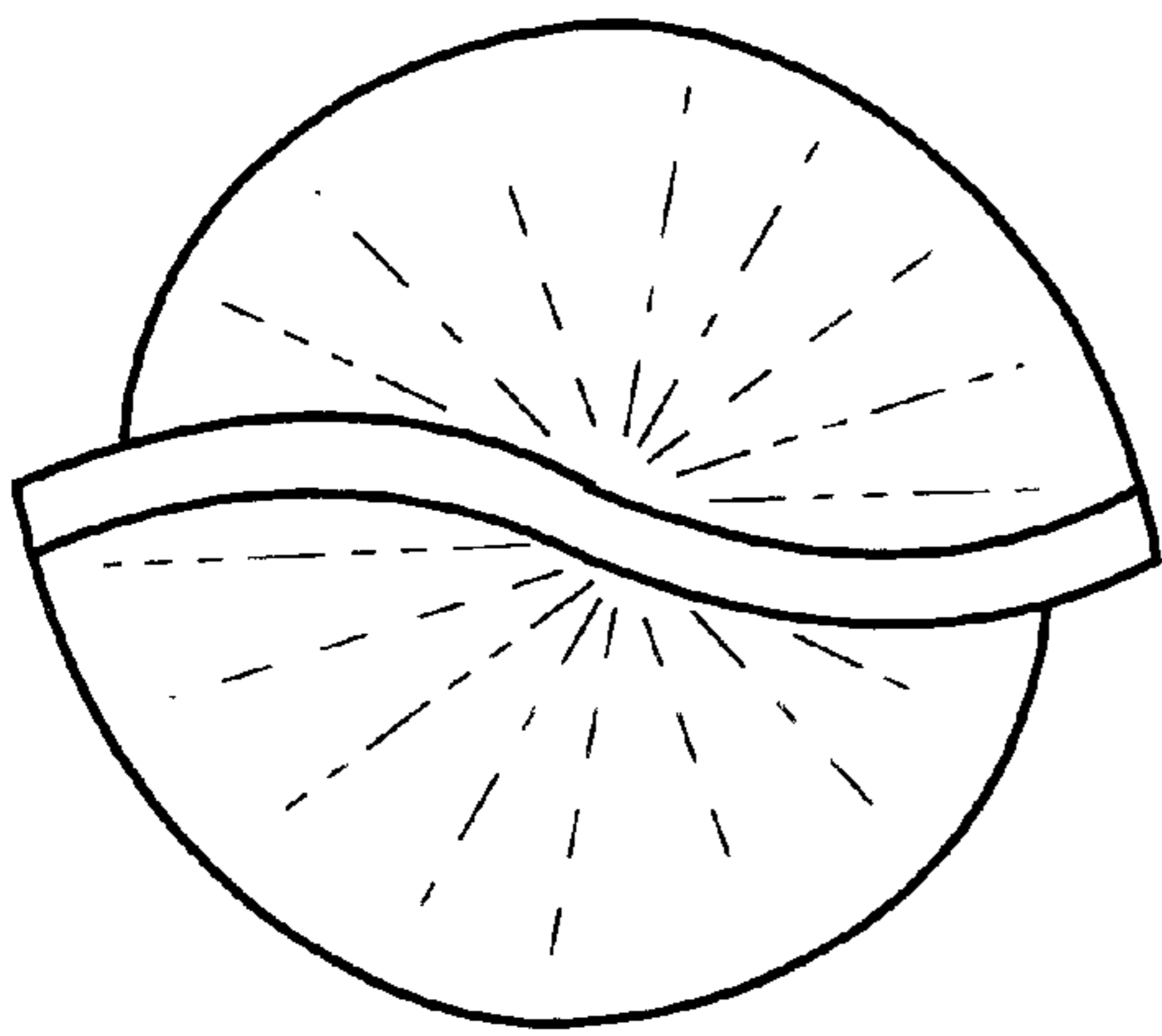


Fig. 6

