



US00D449769B1

(12) **United States Design Patent**
Curtsinger

(10) **Patent No.:** **US D449,769 S**

(45) **Date of Patent:** **** Oct. 30, 2001**

(54) **DECORATIVE ARRAY OF SMALL HUMPS FOR THE RIM OF A CIRCULAR SAW BLADE**

(74) *Attorney, Agent, or Firm*—Charles E. Yocum

(57) **CLAIM**

The ornamental design of a decorative array of small humps for the rim of a circular saw blade, as shown and described.

(75) **Inventor:** **John R. Curtsinger**, Shelbyville, KY (US)

DESCRIPTION

(73) **Assignee:** **Black & Decker Inc.**, Newark, DE (US)

The subject matter of the present application is related to U.S. Provisional application Ser. No. 60/117,145, filed on Jan. 25, 1999, and entitled "Saw Blade for Cutting Fiber Cement, Masonry and Like Materials" and its corresponding PCT application designating the U.S., Ser. No. PCT/US00/01609; and U.S. Design application Ser. No. 29/117,350 entitled "Design of Circular Saw Blade with Through-Holes"; and U.S. Design application Ser. No. 29/117,352 entitled "Decorative Array of Through-Slots for Circular Saw Blade"; and U.S. Design application Ser. No. 29/117,351 entitled "Decorative Rim for Circular Saw Blade", all filed simultaneously on Jan. 24, 2000.

(**) **Term:** **14 Years**

(21) **Appl. No.:** **29/117,353**

(22) **Filed:** **Jan. 24, 2000**

(51) **LOC (7) Cl.** **08-05**

(52) **U.S. Cl.** **D8/74**

(58) **Field of Search** D8/74; 30/346, 30/347, 388; 83/835, 846; 125/15, 18; 144/218, 223

FIG. 1 is a top plan view of a decorative array of small humps for the rim of a circular saw blade, in accordance with the invention disclosed and claimed herein; and,

FIG. 2 is an enlarged elevational detail view of one of the sets of "small humps" of the present invention.

The material shown in broken lines are for illustrative purposes only and form no part of the claimed design.

(56) **References Cited**

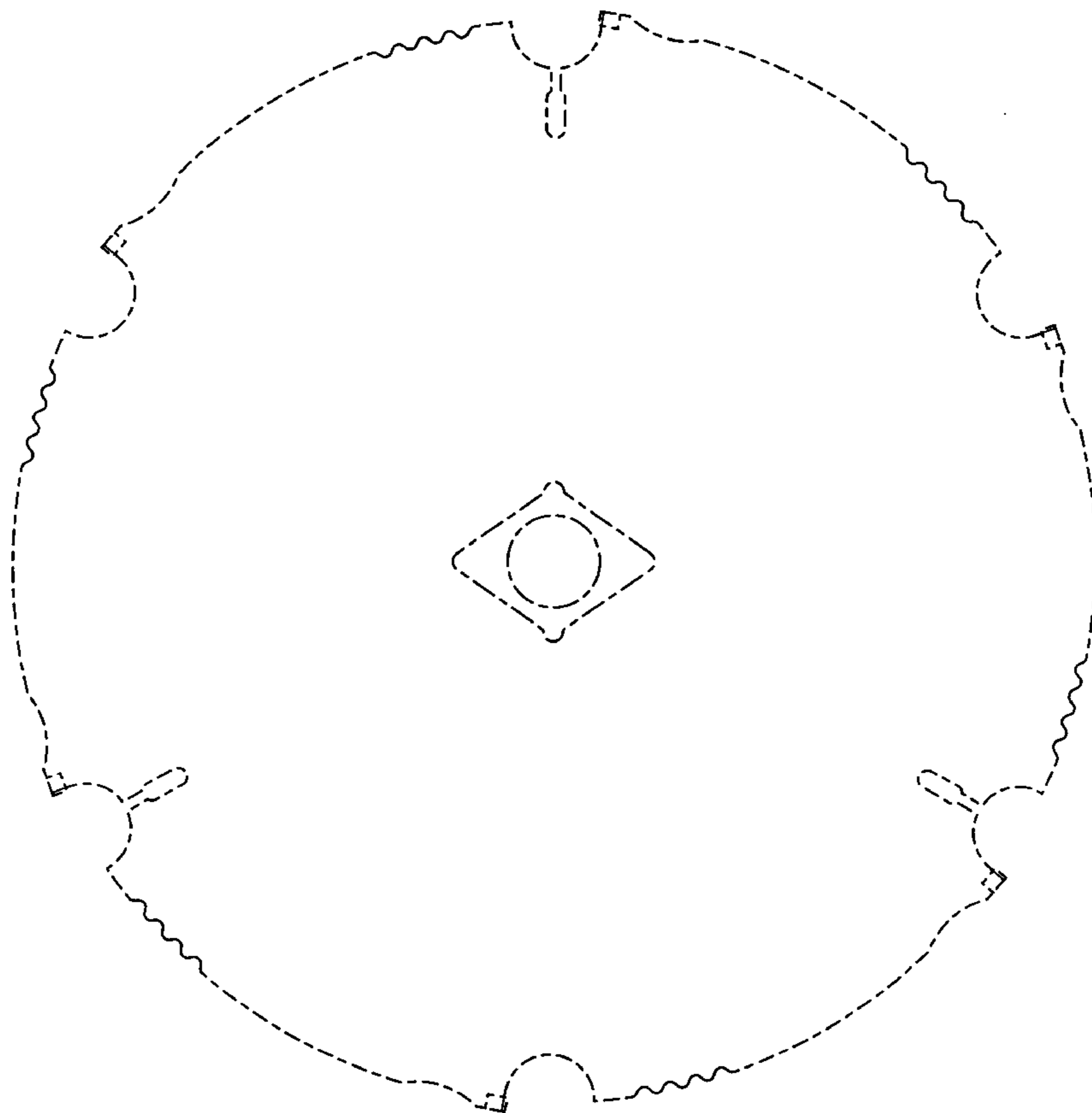
U.S. PATENT DOCUMENTS

- D. 383,368 * 9/1997 Achterberg et al. D8/74
- 6,065,370 * 5/2000 Curtsinger et al. 83/835 X

* cited by examiner

Primary Examiner—Antoine Duval Davis

1 Claim, 1 Drawing Sheet



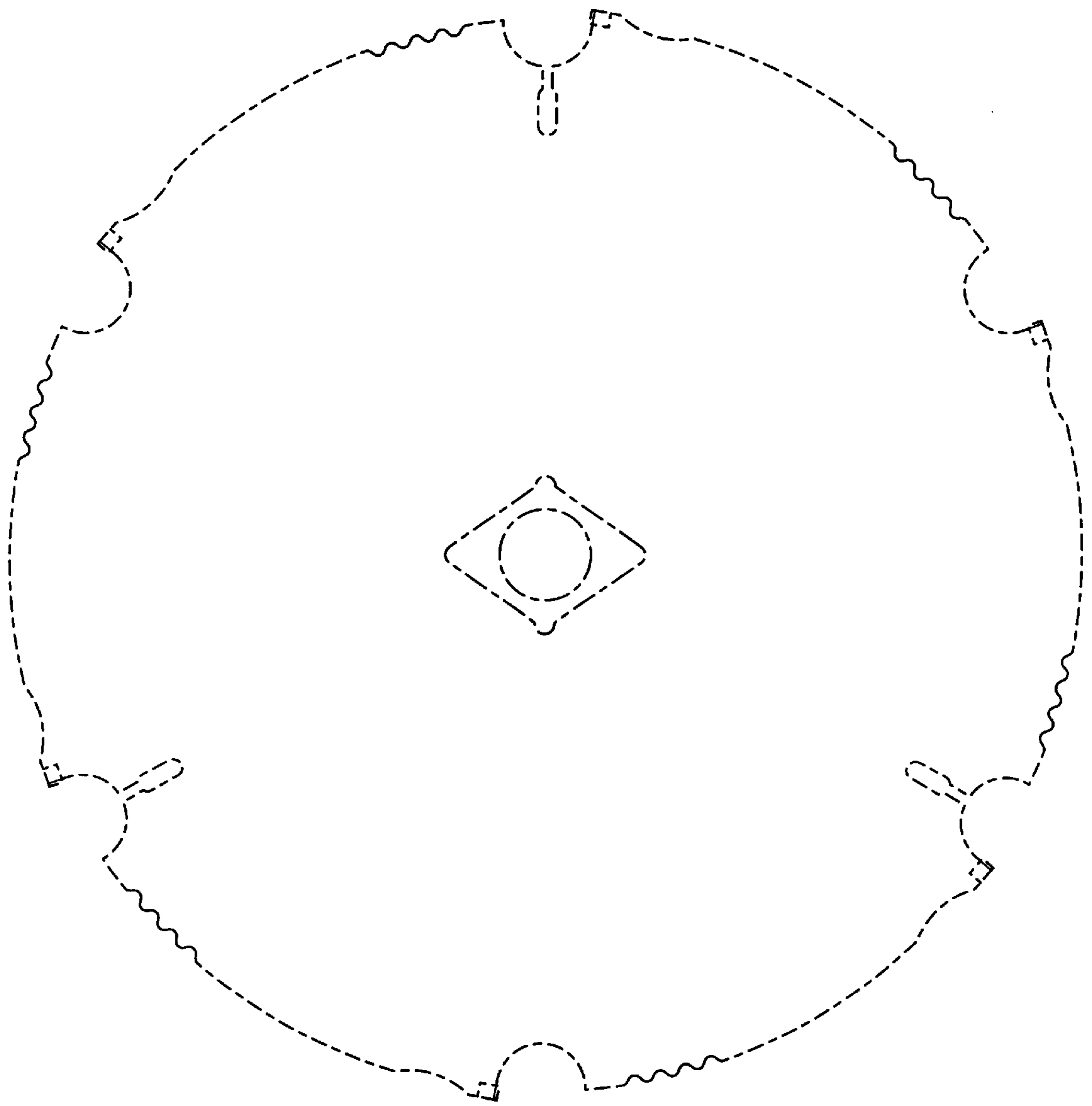


FIG. 1

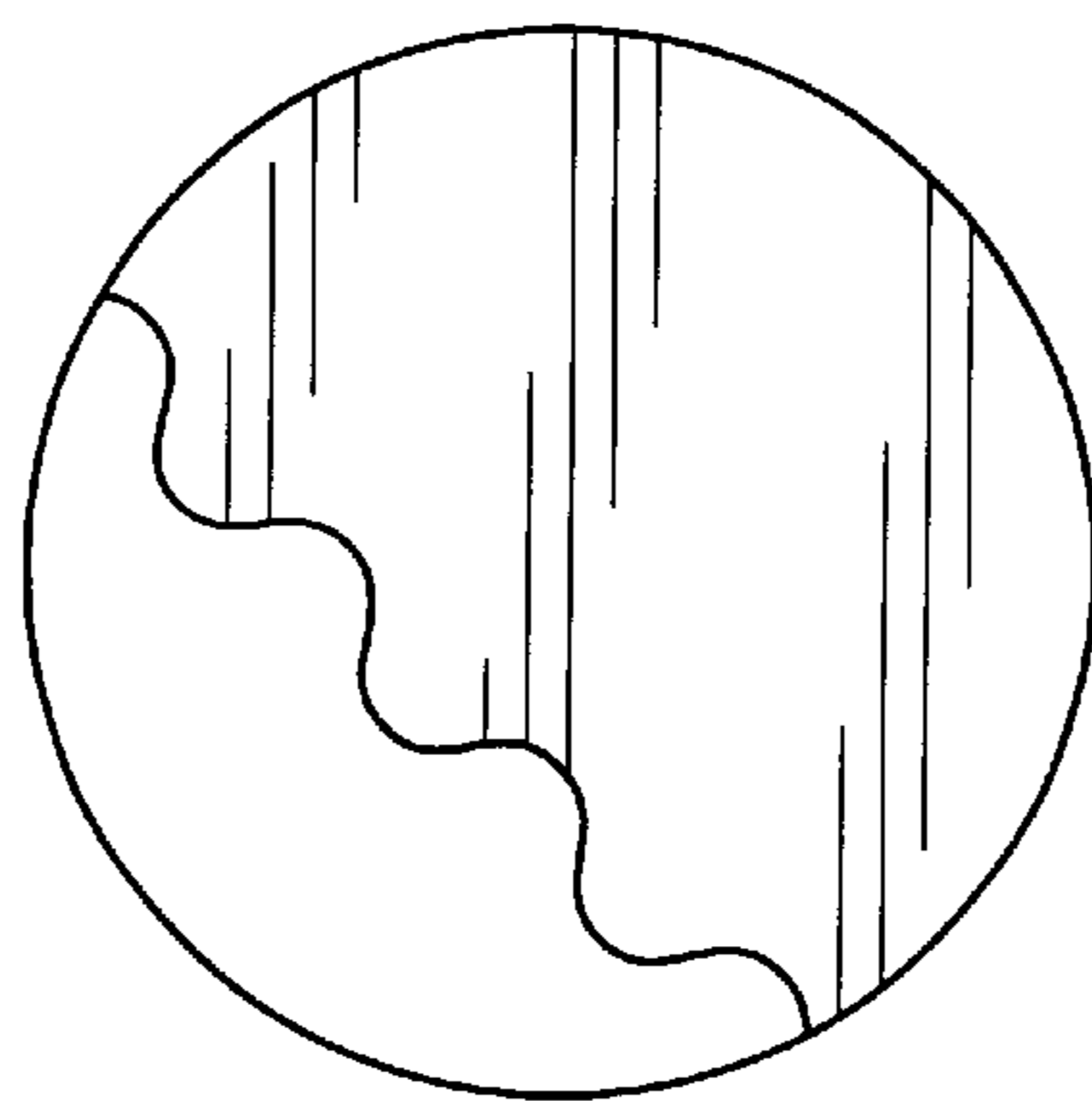


FIG. 2