



US00D449749B1

(12) **United States Design Patent**
Tabbia

(10) **Patent No.:** **US D449,749 S**

(45) **Date of Patent:** **** Oct. 30, 2001**

(54) **CHEST OF DRAWERS**

(76) Inventor: **Lawrence E. Tabbia**, 102 E. Pleasant Grove Rd., Jackson, NJ (US) 08527

(**) Term: **14 Years**

(21) Appl. No.: **29/136,972**

(22) Filed: **Feb. 12, 2001**

Related U.S. Application Data

(62) Division of application No. 29/119,980, filed on Mar. 14, 2000, now Pat. No. Des. 440,789.

(51) **LOC (7) Cl.** **06-04**

(52) **U.S. Cl.** **D6/442; D6/445**

(58) **Field of Search** D6/432-448; 312/204, 312/224, 257.1

(56) **References Cited**

U.S. PATENT DOCUMENTS

- D. 258,332 * 2/1981 Brown D6/434
- D. 384,836 * 10/1997 Lenger D6/445

- D. 406,202 * 3/1999 Zaidman D6/439
- D. 432,814 * 10/2000 Draheim et al. D6/439
- D. 433,845 * 11/2000 Wilson et al. D6/446

* cited by examiner

Primary Examiner—Cathron C. Brooks

(74) *Attorney, Agent, or Firm*—William J. Daniel

(57) **CLAIM**

The ornamental design for a chest of drawers, as shown and described.

DESCRIPTION

FIG. 1 is a front elevational view of a chest of drawers showing my new design;

FIG. 2 is a right side elevational view of the chest of FIG. 1;

FIG. 3 is a left side elevational view of a the chest of FIG. 1;

FIG. 4 is a top plan of a the chest of FIG. 1; and,

FIG. 5 is an enlarged sectional view taken along line 5—5 of FIG. 1.

1 Claim, 2 Drawing Sheets




FIG. 1

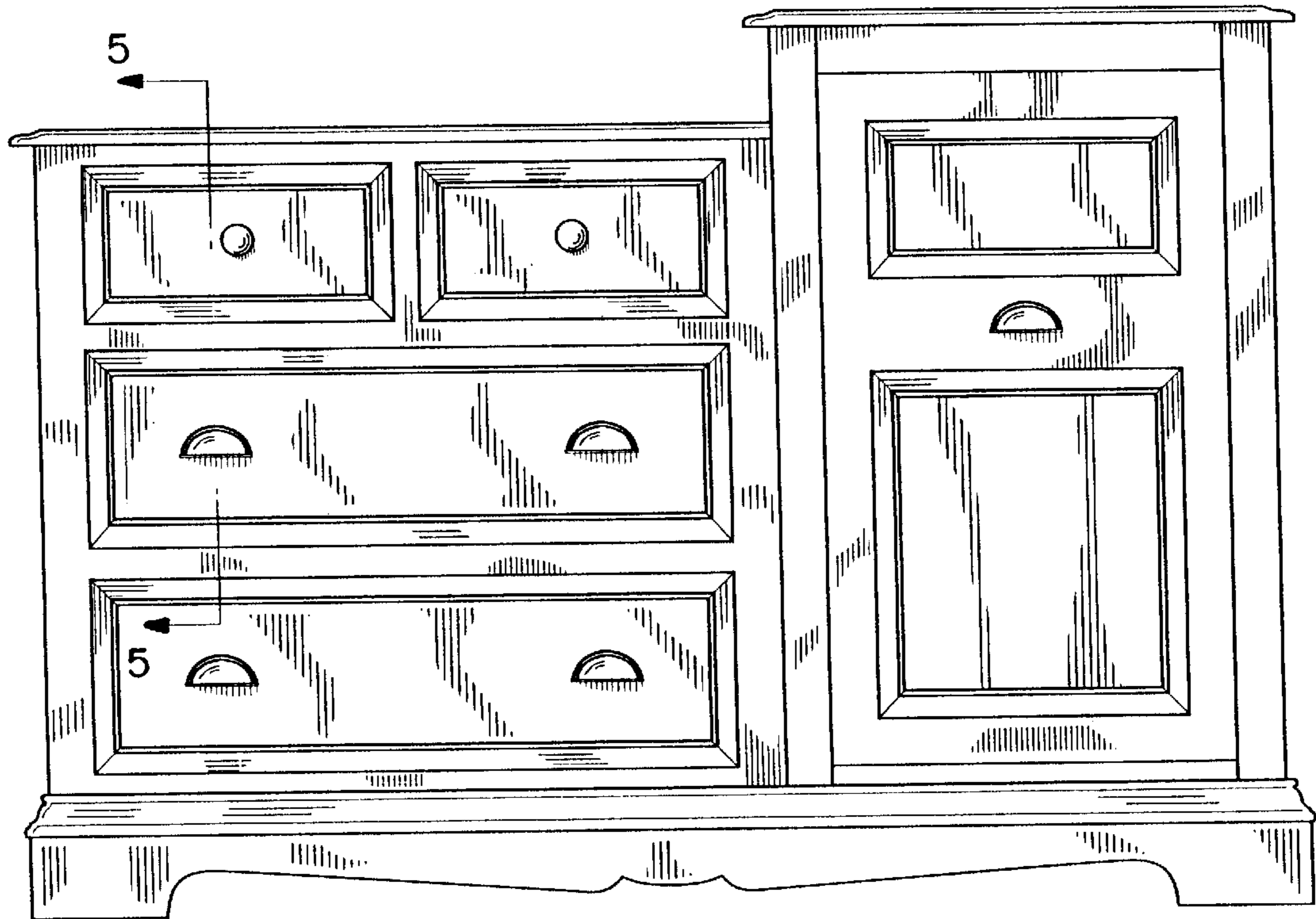


FIG. 4

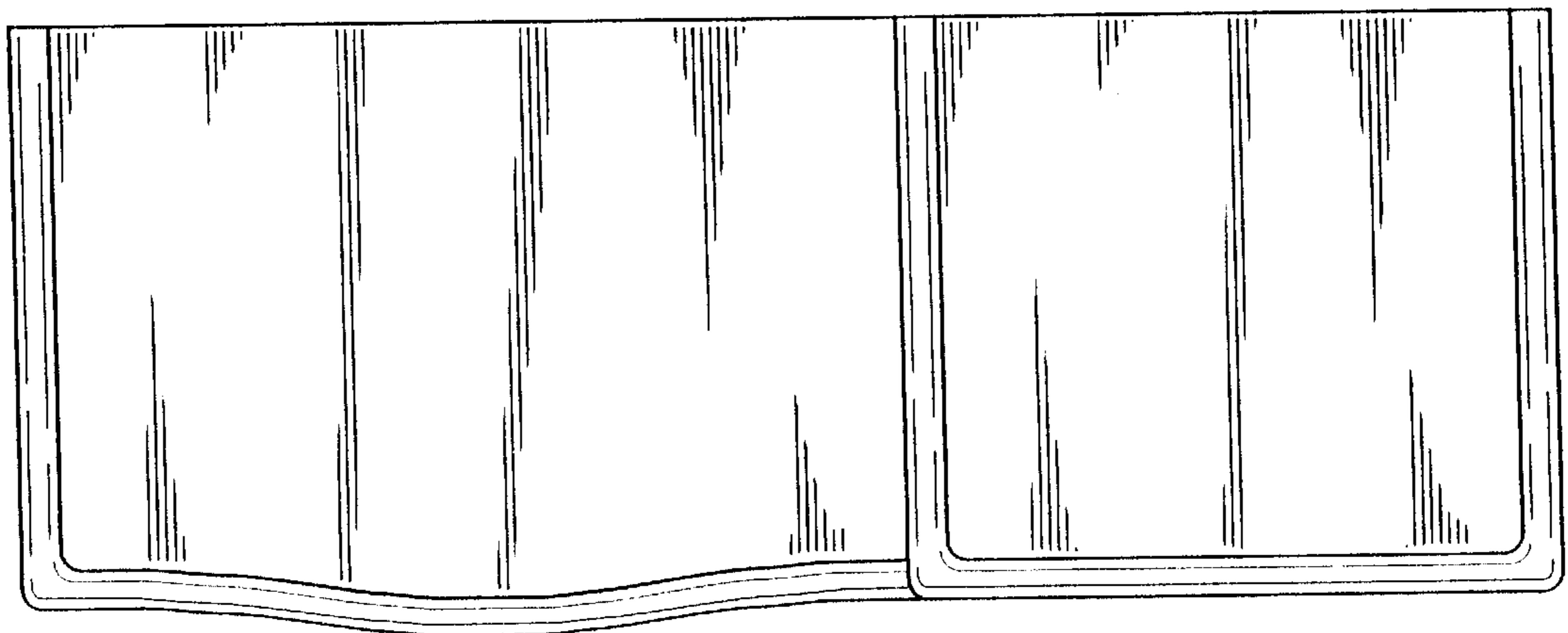


FIG. 5

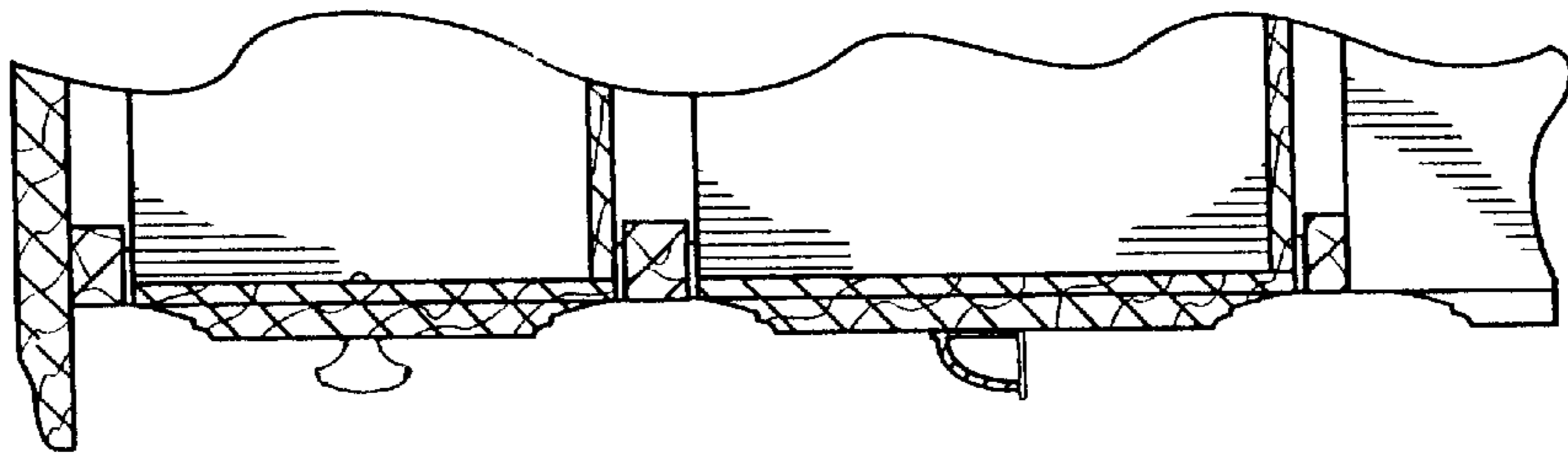


FIG. 3

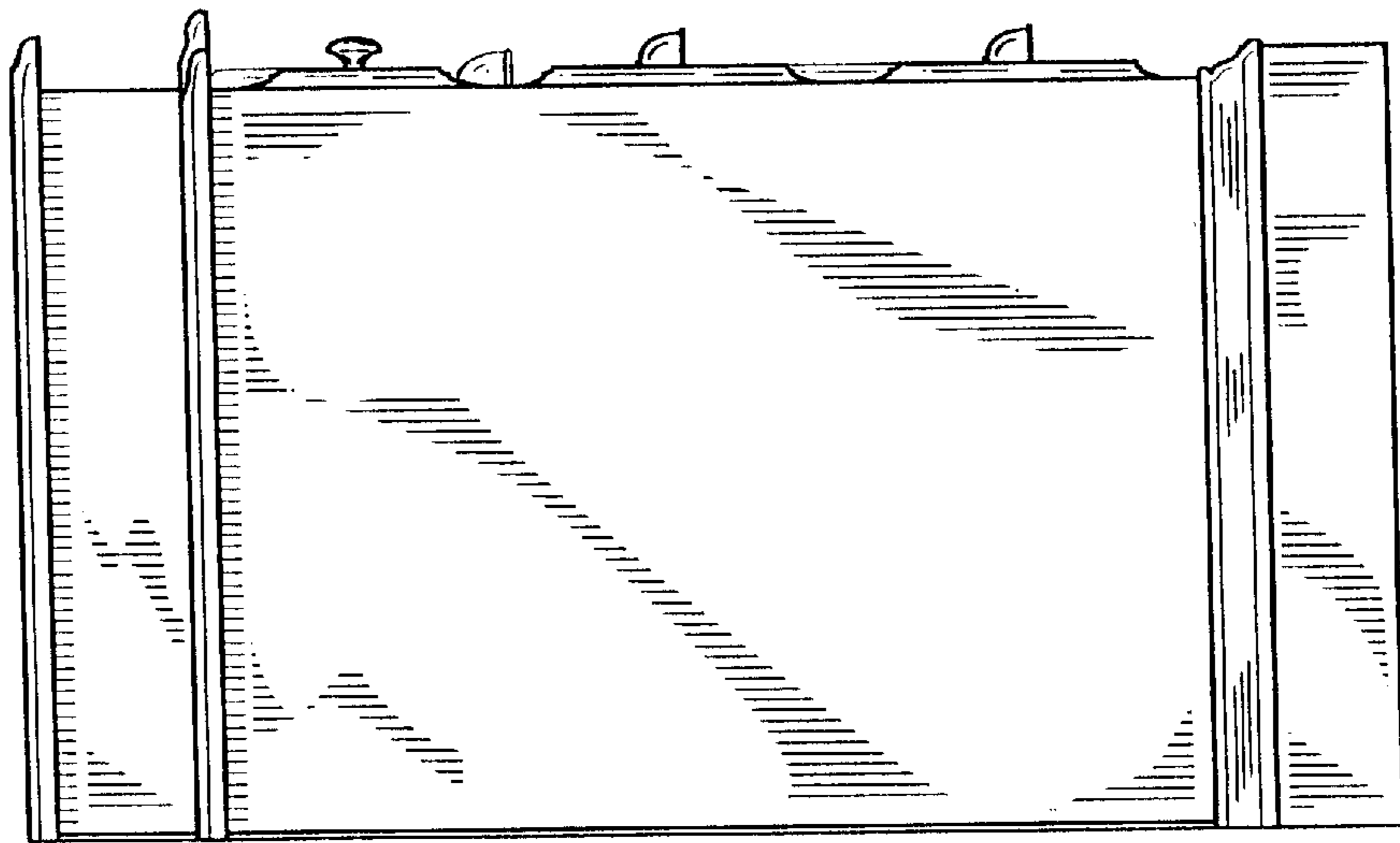


FIG. 2

