



US00D449747B1

(12) **United States Design Patent**
Harwanko

(10) **Patent No.:** **US D449,747 S**

(45) **Date of Patent:** **** Oct. 30, 2001**

(54) **CABINET**

D. 435,984 * 1/2001 Harwanko D6/446

(75) **Inventor:** **Jeffrey Brian Harwanko**, Wilmington, DE (US)

* cited by examiner

(73) **Assignee:** **Zenith Products Corp.**, New Castle, DE (US)

Primary Examiner—Cathron C. Brooks

(74) *Attorney, Agent, or Firm*—Edgar A. Zarins; Lloyd D. Doigan

(**) **Term:** **14 Years**

(57) **CLAIM**

(21) **Appl. No.:** **29/127,818**

The ornamental design for a cabinet, as shown and described.

(22) **Filed:** **Aug. 11, 2000**

DESCRIPTION

(51) **LOC (7) Cl.** **06-04**

(52) **U.S. Cl.** **D6/436**

(58) **Field of Search** D6/436, 438, 439, D6/445, 446, 448, 553, 559, 561; 312/102, 114, 209, 204, 245

FIG. 1 is a perspective view of a cabinet showing my new design;

FIG. 2 is a front elevational view thereof;

FIG. 3 is a top plan view thereof;

FIG. 4 is a bottom plan view thereof; and,

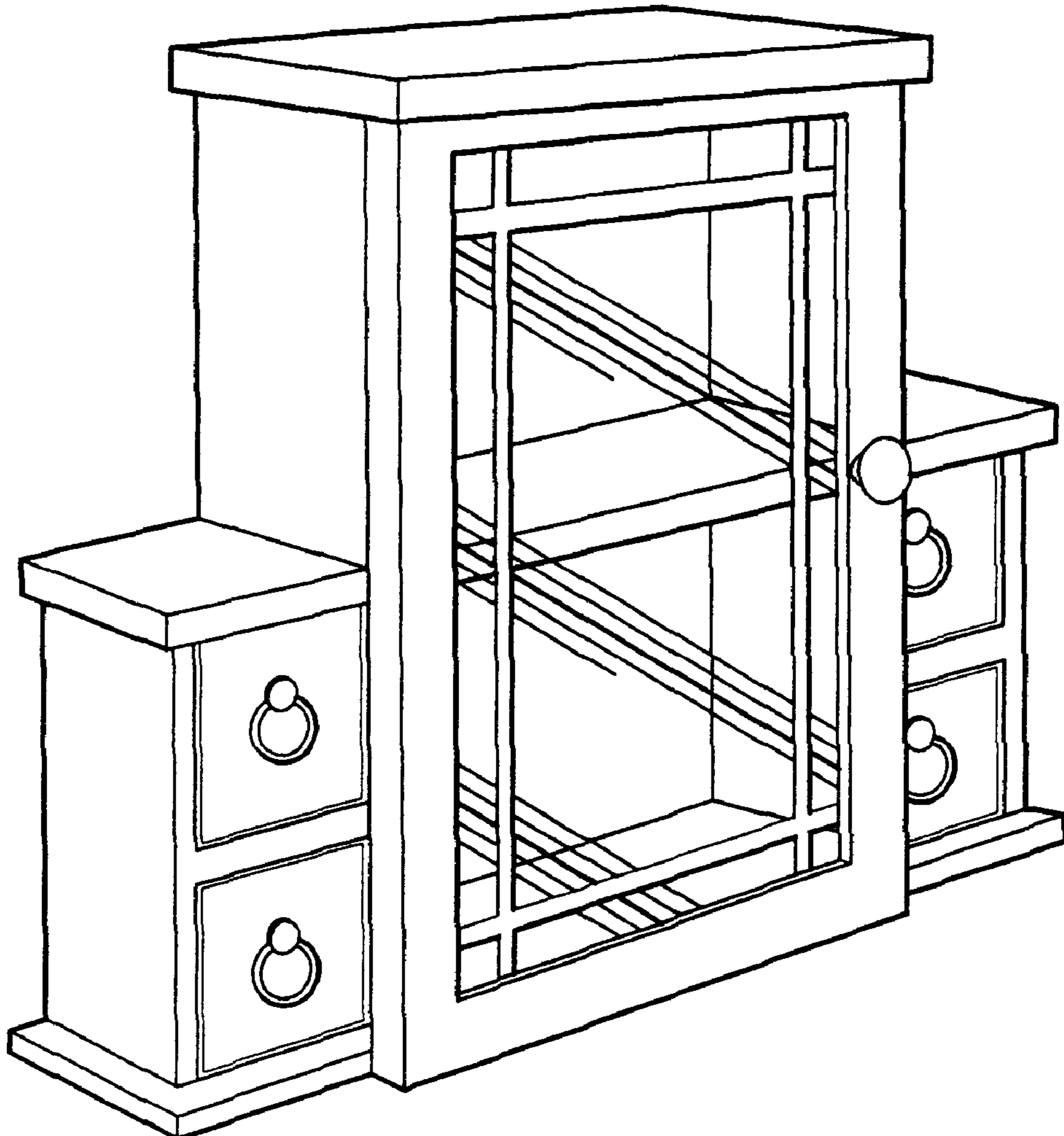
FIG. 5 is a right side view thereof, the opposite side being a mirror image of the side shown.

(56) **References Cited**

U.S. PATENT DOCUMENTS

D. 322,185 * 12/1991 McInnis D6/440

1 Claim, 2 Drawing Sheets






Fig-1

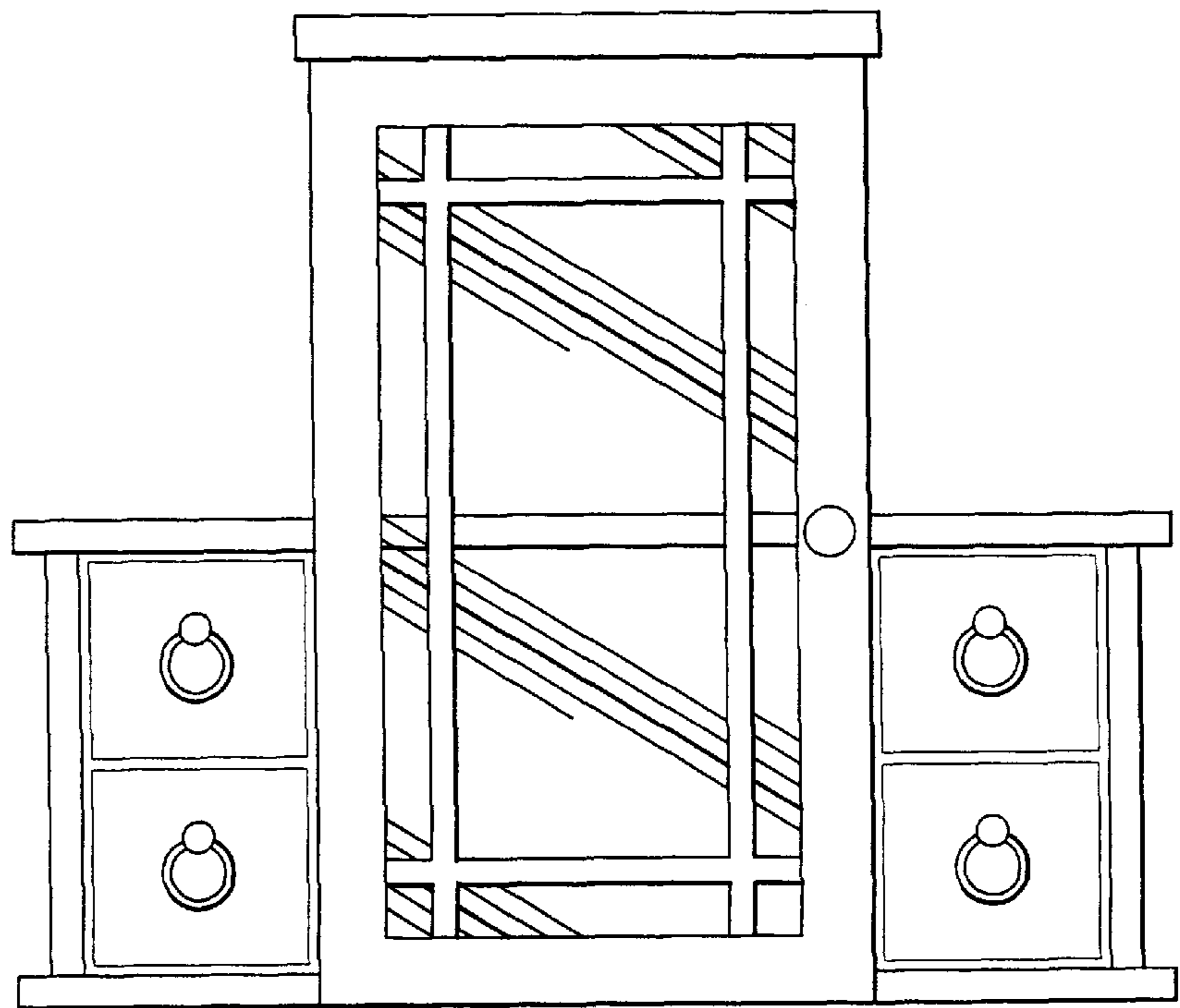


Fig-2




Fig-3




Fig-4

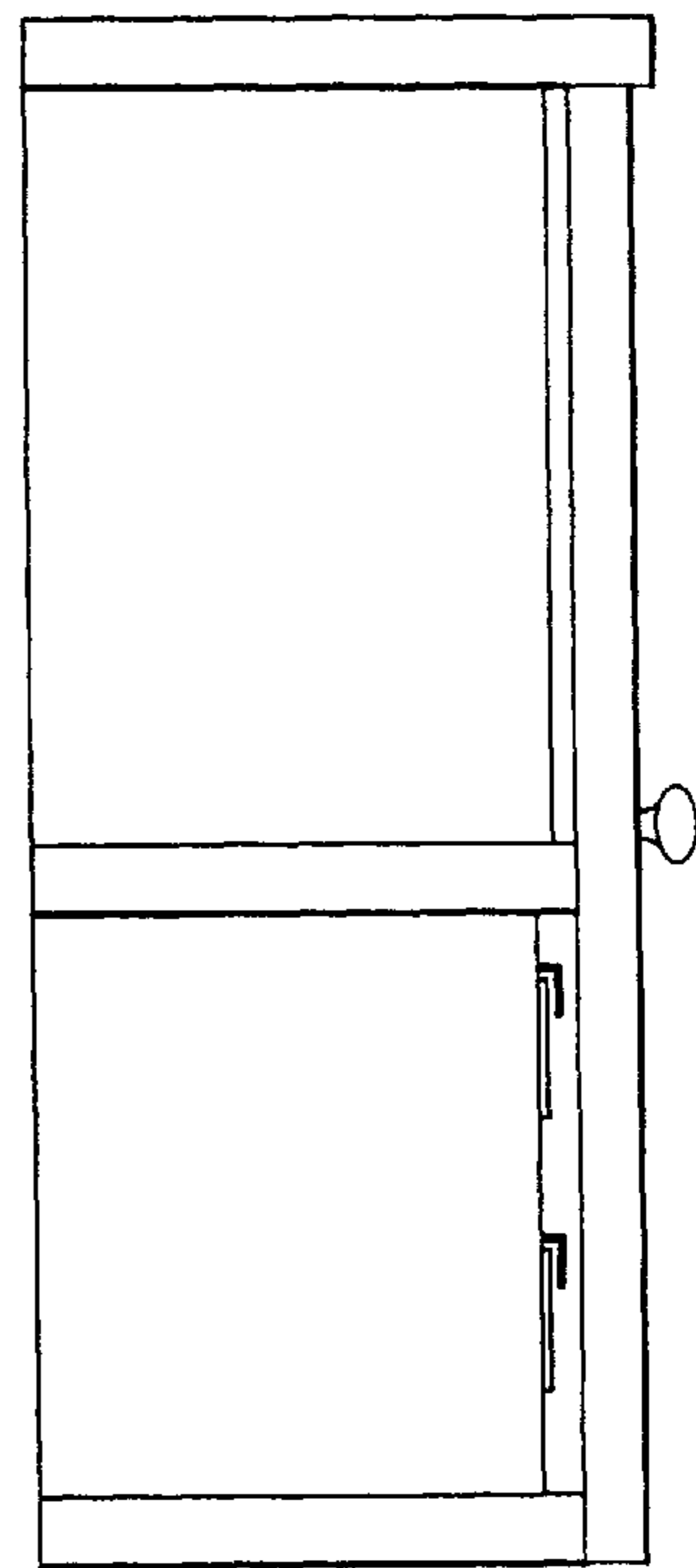


Fig-5