



US00D449719B2

(12) **United States Design Patent**  
**Nylen**

(10) **Patent No.:** **US D449,719 S**

(45) **Date of Patent:** **\*\* Oct. 23, 2001**

(54) **SQUIRREL BAFFLE**

(76) Inventor: **David Nylen**, 617 N. 10th, Winterset,  
IA (US) 50273

(\*\*) Term: **14 Years**

(21) Appl. No.: **29/116,410**

(22) Filed: **Jan. 3, 2000**

(51) **LOC (7) Cl.** ..... **30-04**

(52) **U.S. Cl.** ..... **D30/151; D30/199; D6/390;**  
**D21/803**

(58) **Field of Search** ..... **D13/118; D30/124,**  
**D30/199, 125, 151, 122, 121, 110-112;**  
**119/464, 467, 475, 815, 478, 484, 51.01,**  
**51.03, 51.5, 52.1, 52.2, 57.8, 57.9, 62,**  
**72, 52.3; 5/425; D6/390; D21/803**

(56) **References Cited**

**U.S. PATENT DOCUMENTS**

- D. 174,139 \* 3/1955 Sadler ..... D31/2
- D. 329,486 \* 9/1992 Park ..... D21/237
- D. 357,458 \* 4/1995 Tisbo ..... D13/118
- D. 409,339 \* 5/1999 Silano et al. .... D30/124
- 2,493,107 \* 1/1950 Bush ..... 114/221
- 2,628,373 \* 2/1953 Mahan ..... D6/390
- 2,931,336 \* 4/1960 Cather ..... 119/52
- 3,036,554 \* 5/1962 Johnson ..... 119/815
- 3,051,126 \* 8/1962 Merritt et al. .... 119/52.3
- 3,090,354 \* 5/1963 Merritt et al. .... 119/52
- 3,768,441 \* 10/1973 Laham ..... 119/1
- 4,144,842 \* 3/1979 Schlising ..... 119/52 R

- 4,523,546 \* 6/1985 Latham ..... 119/51 R
- 4,767,088 \* 8/1988 Fielder et al. .... 248/121
- 5,088,672 \* 2/1992 Neuendorf et al. .... 248/218.4
- 5,293,721 \* 3/1994 Richard et al. .... 119/57.9
- 5,293,835 \* 3/1994 Shagoury ..... 119/57.9
- 5,347,769 \* 9/1994 Dinsmore ..... 52/101
- 5,349,927 \* 9/1994 Campbell ..... 119/850
- 5,642,687 \* 7/1997 Nylen ..... 119/52.3
- 5,826,542 \* 10/1998 Allen et al. .... 119/57.9

\* cited by examiner

*Primary Examiner*—Lisa Lichtenstein

(74) *Attorney, Agent, or Firm*—Zarley, McKee, Thomte,  
Voorhees & Sease

(57) **CLAIM**

I claim the ornamental design for a squirrel baffle, as shown  
and described.

**DESCRIPTION**

FIG. 1 is perspective view of a squirrel baffle showing my  
new design.


FIG. 2 is an enlarged top view of a squirrel baffle shown in  
FIG. 1.


FIG. 3 is an enlarged bottom view of the squirrel baffle  
shown in FIG. 1; and,

FIG. 4 is a side elevational view of a squirrel baffle shown  
in FIG. 1, all the sides being identical.

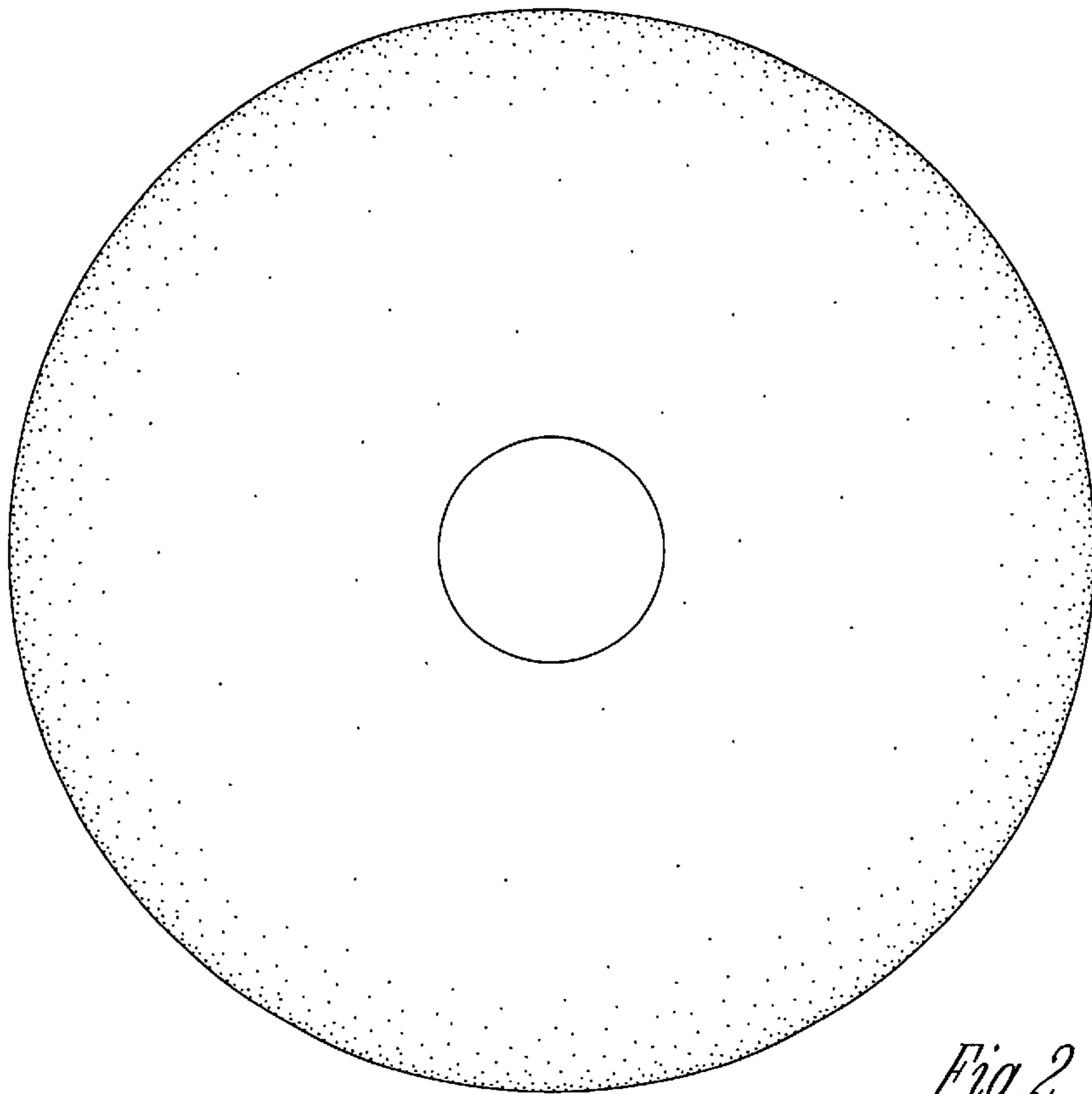
The broken line showing of environmental structure in FIG.  
1 is for illustrative purposes only and forms no part of the  
claimed design.

**1 Claim, 3 Drawing Sheets**

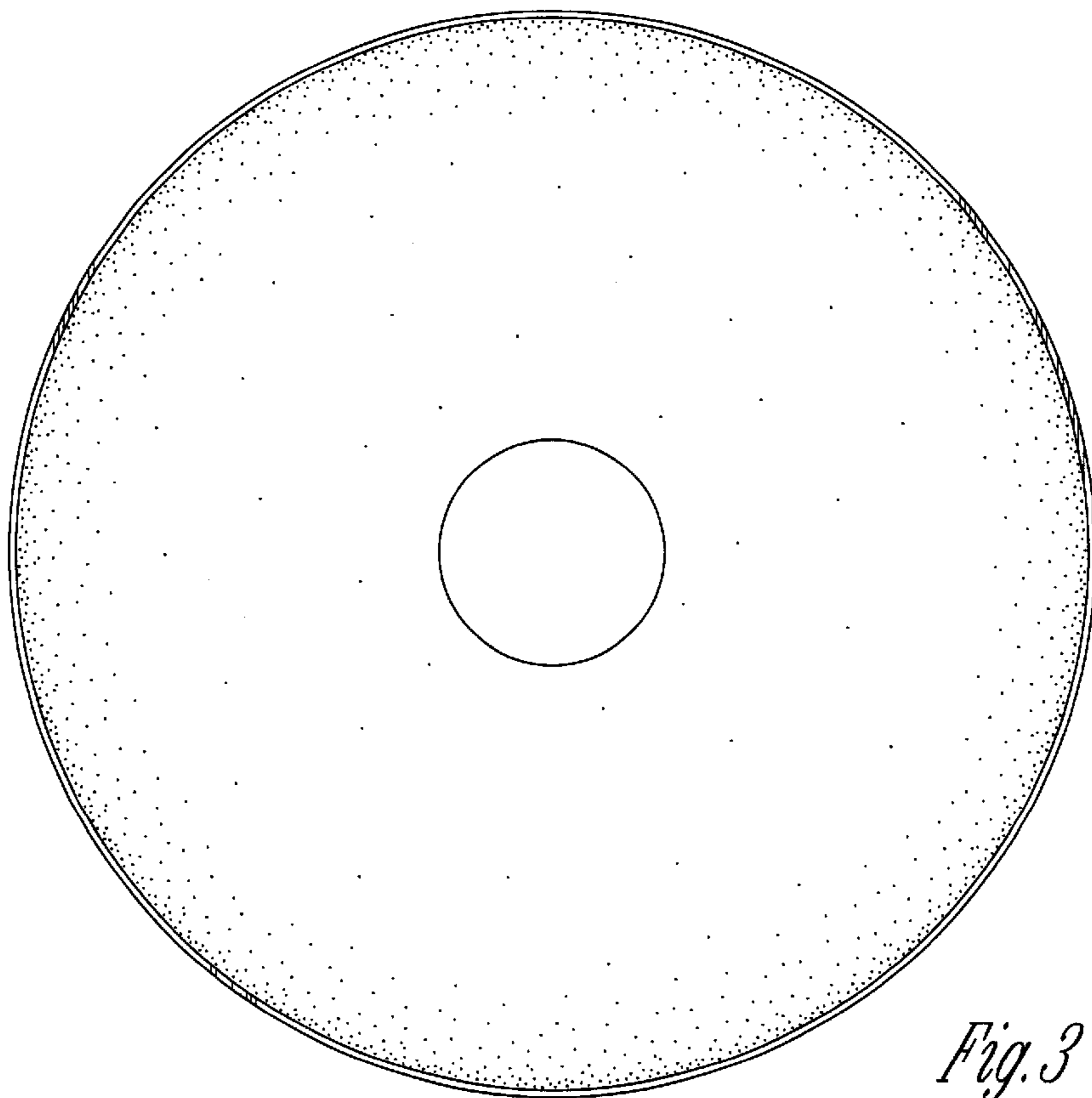





*Fig. 1*



*Fig. 2*



*Fig. 3*



*Fig. 4*