



US00D449717B1

(12) **United States Design Patent**
Fang

(10) **Patent No.:** **US D449,717 S**

(45) **Date of Patent:** **** Oct. 23, 2001**

(54) **AQUARIUM**

(75) Inventor: **Willis Fang**, Taipei (TW)

(73) Assignee: **Taikong Corporation**, Taipei (TW)

(**) Term: **14 Years**

(21) Appl. No.: **29/133,866**

(22) Filed: **Dec. 8, 2000**

(51) **LOC (7) Cl.** **30-02**

(52) **U.S. Cl.** **D30/101**

(58) **Field of Search** D30/101-107;
D11/145; 119/245-246, 248, 250, 257,
263, 265-267, 269; 40/408; 47/69; 446/267

(56) **References Cited**

U.S. PATENT DOCUMENTS

- D. 161,207 * 12/1950 Rice D30/101
- D. 185,831 * 8/1959 Kaake D30/101
- D. 233,049 * 10/1974 Bennett et al. D30/105
- D. 236,633 * 9/1975 Shalom D30/101

- D. 239,180 * 3/1976 Robert D30/101
- D. 240,141 * 6/1976 Robert D30/101
- D. 267,163 * 12/1982 Murray D11/145

* cited by examiner

Primary Examiner—Cathy Anne MacCormac

(74) *Attorney, Agent, or Firm*—Oppenheimer, Wolff & Donnelly, LLP

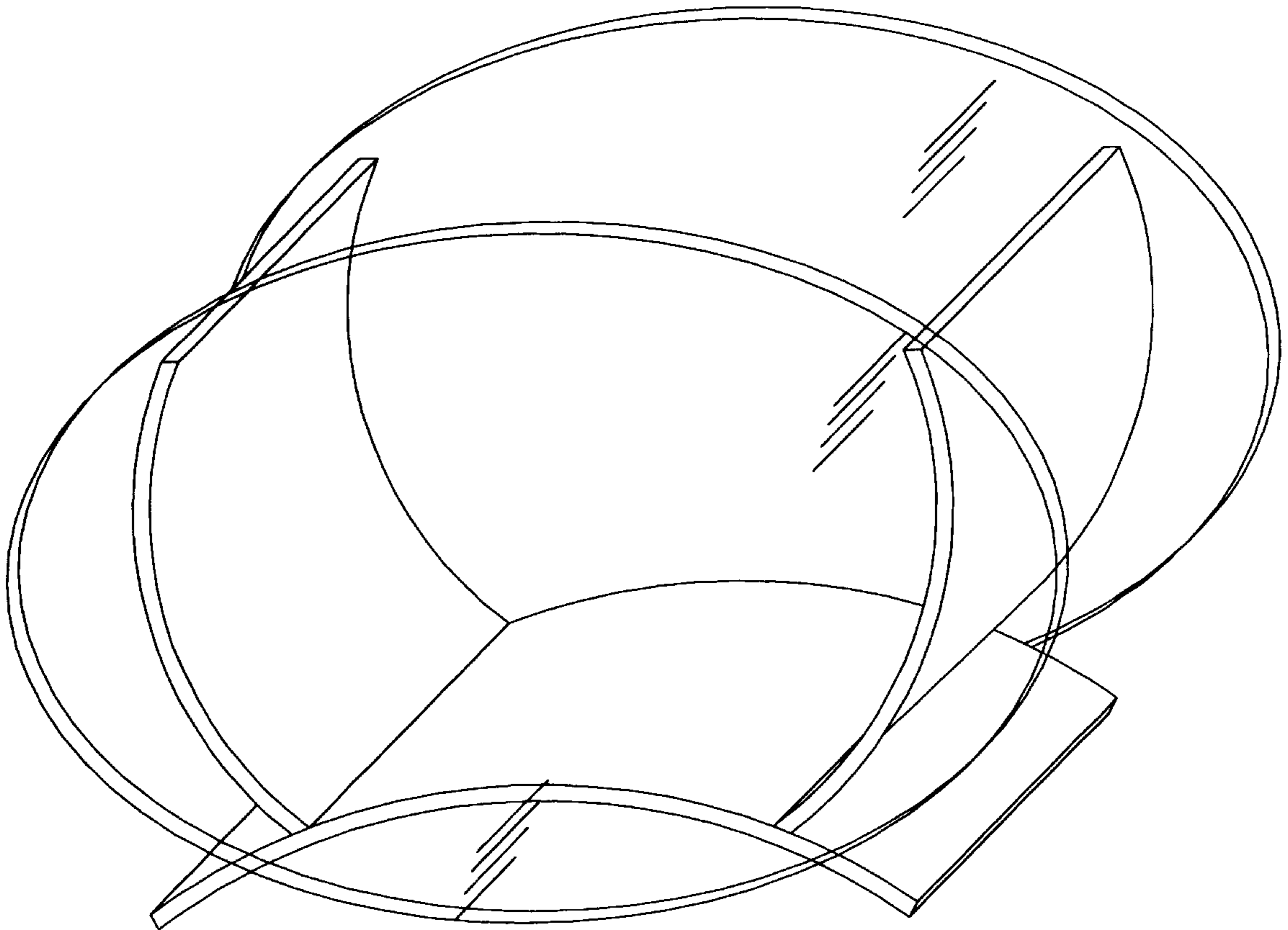
(57) **CLAIM**

The ornamental design for an aquarium, as shown.

DESCRIPTION

FIG. 1 is a perspective view of an aquarium showing my new design;
 FIG. 2 is a front elevational view thereof;
 FIG. 3 is a rear elevational view thereof;
 FIG. 4 is a left side elevational view thereof;
 FIG. 5 is a right side elevational view thereof;
 FIG. 6 is a top plan view thereof; and,
 FIG. 7 is a bottom plan view thereof.

1 Claim, 5 Drawing Sheets



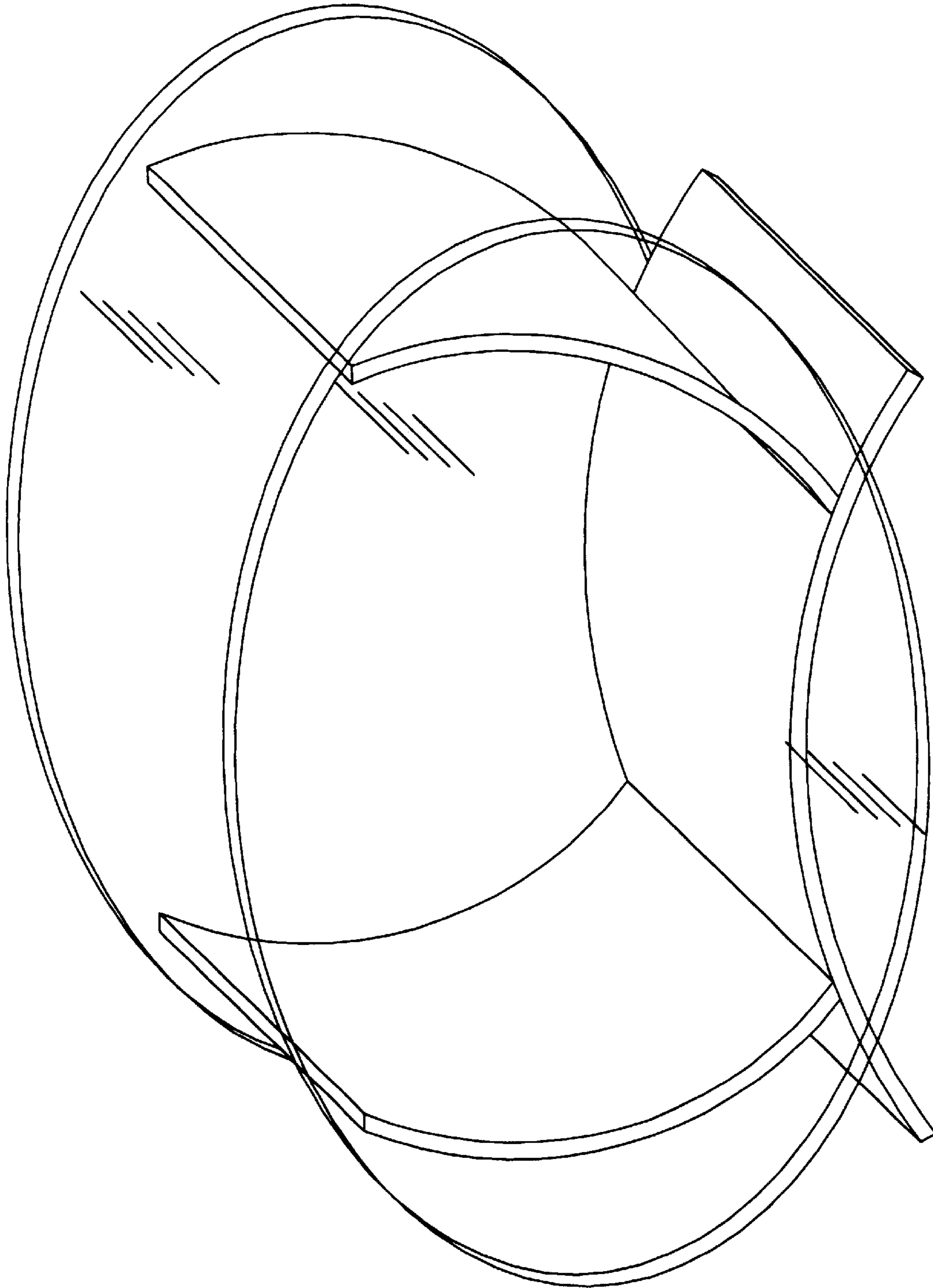


FIG-1

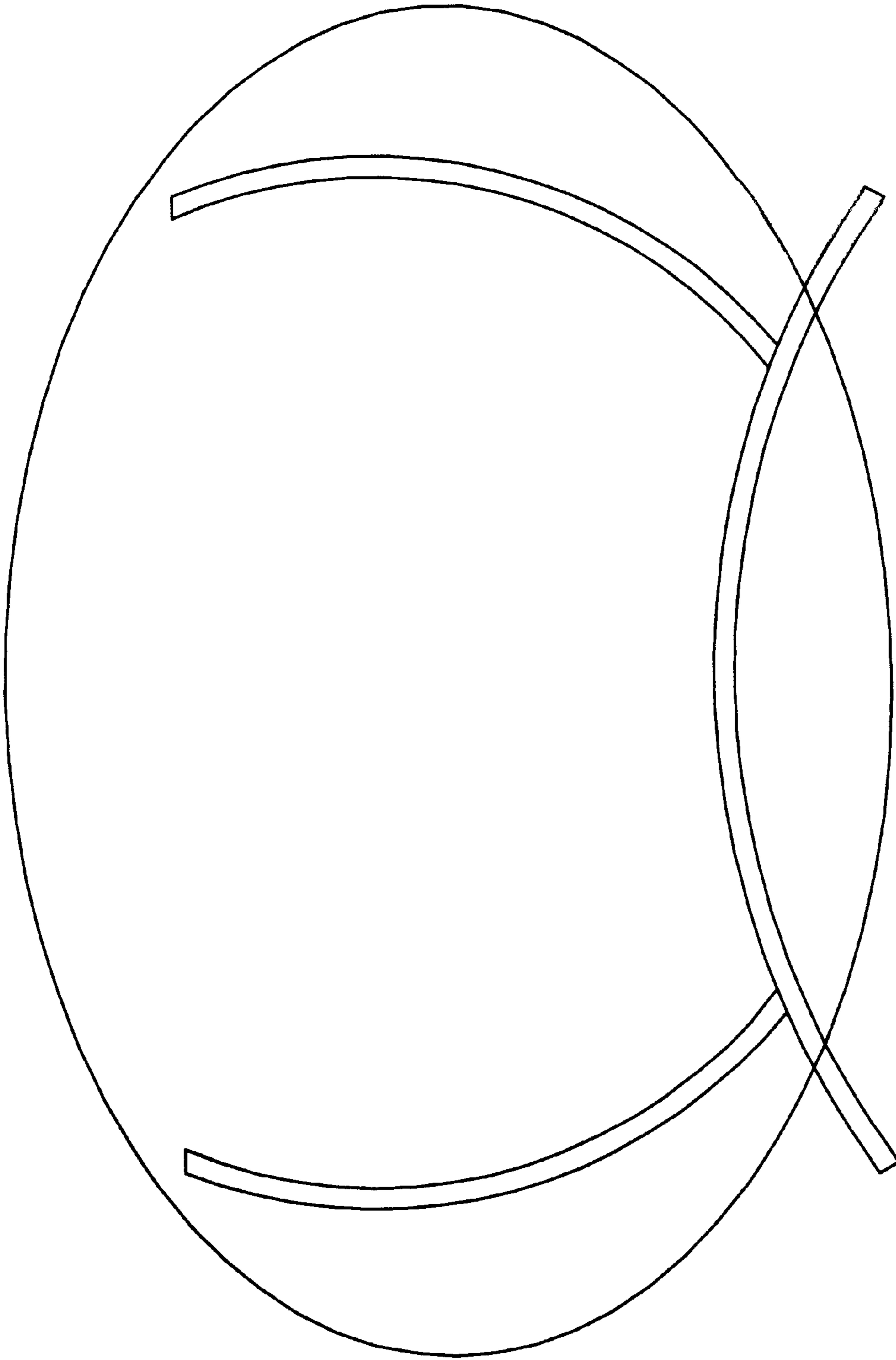


FIG-2

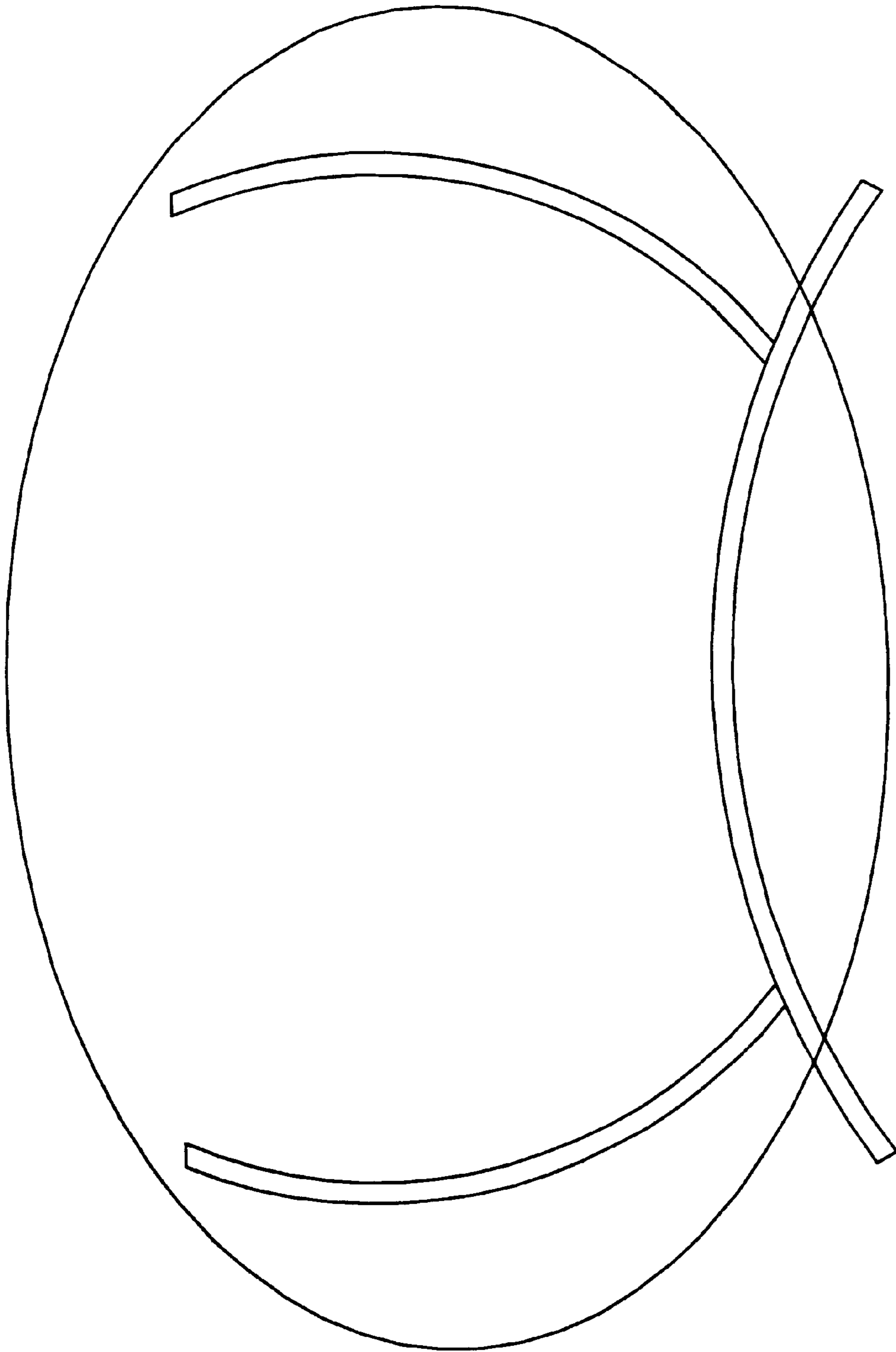


FIG-3




FIG-5




FIG-4




FIG-6




FIG-7