



US00D449708B2

(12) **United States Design Patent**
Ullmann

(10) **Patent No.:** **US D449,708 S**

(45) **Date of Patent:** **** Oct. 23, 2001**

(54) **CLEANING DEVICE FOR A SHAVER**

(75) Inventor: **Roland Ullmann**, Offenbach (DE)

(73) Assignee: **Braun GmbH** (DE)

(**) Term: **14 Years**

(21) Appl. No.: **29/103,545**

(22) Filed: **Apr. 16, 1999**

(30) **Foreign Application Priority Data**

Oct. 22, 1998 (XH) DMA/004 276

(51) **LOC (7) Cl.** **28-03**

(52) **U.S. Cl.** **D28/44; D28/73**

(58) **Field of Search** D28/44, 53, 54,
D28/73; D6/526; D32/1, 5; 30/34.05, 41,
41.5, 537, 538, 541, FOR 105; 206/351;
15/104.92, DIG. 1; D13/107, 108; 320/114,
115; 134/111, 116, 135, 155, 166 R, 186,
194, 201, 92

(56) **References Cited**

U.S. PATENT DOCUMENTS

- D. 147,151 * 7/1947 Schinske D13/107
- D. 219,985 * 2/1971 Ray D13/108
- D. 334,170 * 3/1993 Rams et al. D13/108

- D. 416,536 * 11/1999 Ross et al. D13/107
- 3,172,416 * 3/1965 Simmons 134/111
- 4,054,963 * 10/1977 Taylor 15/310
- 5,649,556 * 7/1997 Braun 134/186 X
- 5,966,821 * 10/1999 Armbruster et al. 30/537

* cited by examiner

Primary Examiner—Ted Shooman

Assistant Examiner—C Tuttle

(74) *Attorney, Agent, or Firm*—Fish & Richardson P.C.

(57) **CLAIM**

The ornamental design for a cleaning device for a shaver, as shown and described.

DESCRIPTION

FIG. 1 is a top, front, and right side perspective view of a cleaning device for a shaver, showing my design;
 FIG. 2 is a front view thereof;
 FIG. 3 is a right-side view thereof;
 FIG. 4 is a left-side view thereof;
 FIG. 5 is a rear view thereof;
 FIG. 6 is a top plan view thereof; and,
 FIG. 7 is a bottom plan view thereof; and,
 FIG. 8 is a right side perspective view of the top portion of the appliance.

1 Claim, 8 Drawing Sheets






FIG. 1



FIG. 2



FIG. 3



FIG. 4




FIG. 5



FIG. 6




FIG. 7



FIG. 8