



US00D449647B1

(12) **United States Design Patent**
Mochizuki

(10) **Patent No.:** **US D449,647 S**

(45) **Date of Patent:** **** Oct. 23, 2001**

(54) **BINDER INSERT**

(75) Inventor: **Chikara Mochizuki**, Osaka (JP)

(73) Assignee: **Nakabayashi Co., Ltd.**, Osaka (JP)

(**) Term: **14 Years**

(21) Appl. No.: **29/129,725**

(22) Filed: **Sep. 20, 2000**

(51) **LOC (7) Cl.** **19-04**

(52) **U.S. Cl.** **D19/33**

(58) **Field of Search** D19/26, 27, 32,
D19/33, 86, 90, 91, 99, 100; D3/303, 247;
40/405, 537, 661, 701, 771, 772, 773, 774,
775, 776; 402/70, 73, 79; 283/107, 108,
109, 110, 111, 112; 281/15.1, 38, 39, 40,
41; 206/460, 449, 569, 778

(56) **References Cited**

U.S. PATENT DOCUMENTS

D. 329,943	*	10/1992	Laszlo	281/38
D. 422,021	*	3/2000	Mochizuki	D19/33
D. 427,632	*	7/2000	McNeil	D19/33
2,925,677	*	2/1960	Holes	40/776
5,540,513	*	7/1996	Wyant	402/79

OTHER PUBLICATIONS

A copy of Patent Gazette No. H7-100396 Entitled: Photo Album.

A copy of Publication of unexamined utility model application No. H7-35975 Entitled: Mount for albums.

A copy of Publication of unexamined utility model application No. H6-45765 Entitled: Mount for albums.

A copy of Utility model Gazette No. 3001714 Entitled: Mount for albums.

A copy of Utility model Gazette No. H3-47903 Entitled: Binder Insert.

* cited by examiner

Primary Examiner—Paula A. Mortimer

(74) *Attorney, Agent, or Firm*—Thompson Hine LLP

(57) **CLAIM**

The ornamental design for a binder insert, as shown and described.

DESCRIPTION

FIG. 1 is a front elevational view of a binder insert embodying my new design;

FIG. 2 is a top plan view thereof;

FIG. 3 is a left side elevational view thereof;

FIG. 4 is a right side elevational view thereof;

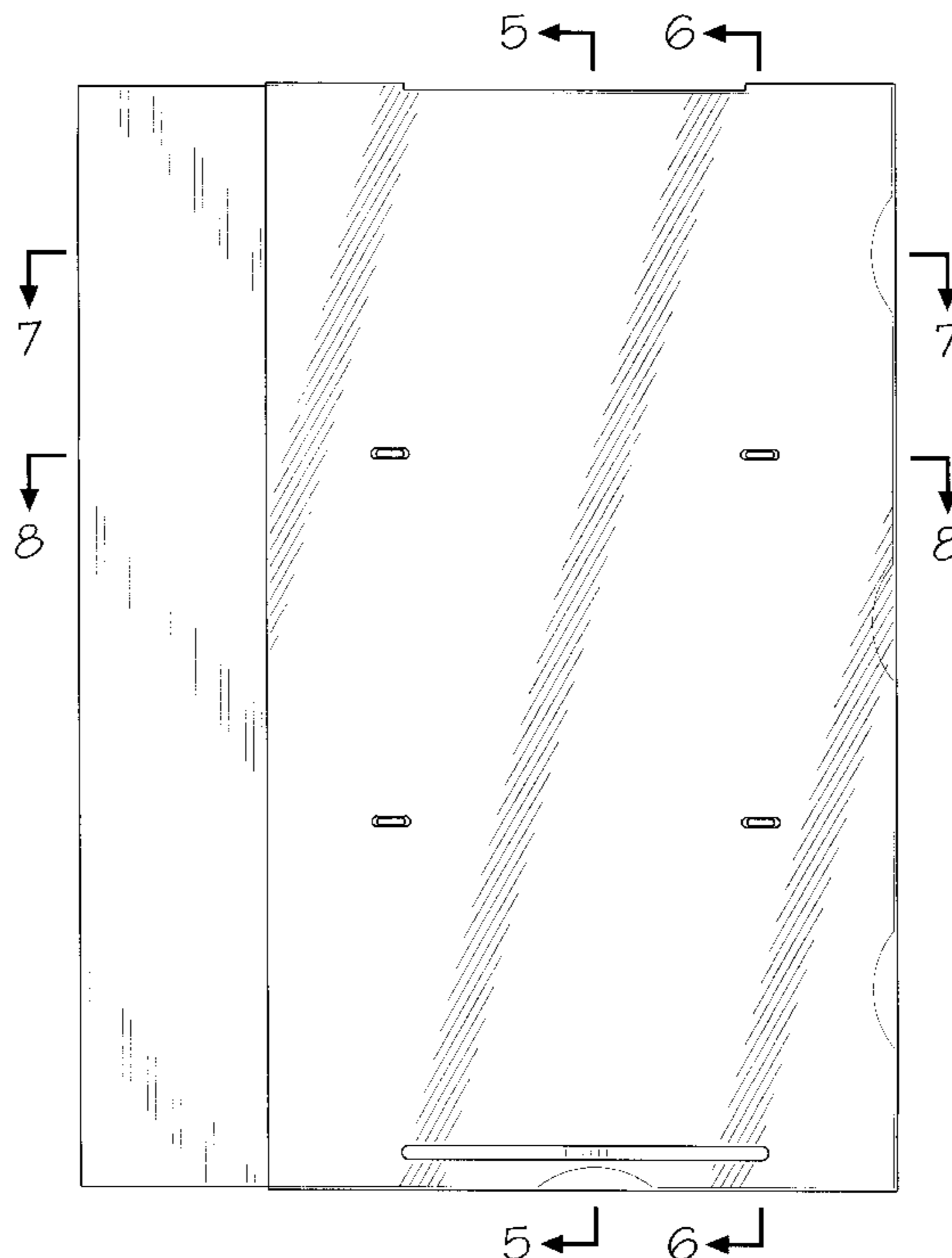
FIG. 5 is a cross sectional view taken along line 5—5;

FIG. 6 is a cross sectional view taken along line 6—6;

FIG. 7 is a cross sectional view taken along line 7—7; and,

FIG. 8 is a cross sectional view taken along line 8—8.

1 Claim, 3 Drawing Sheets



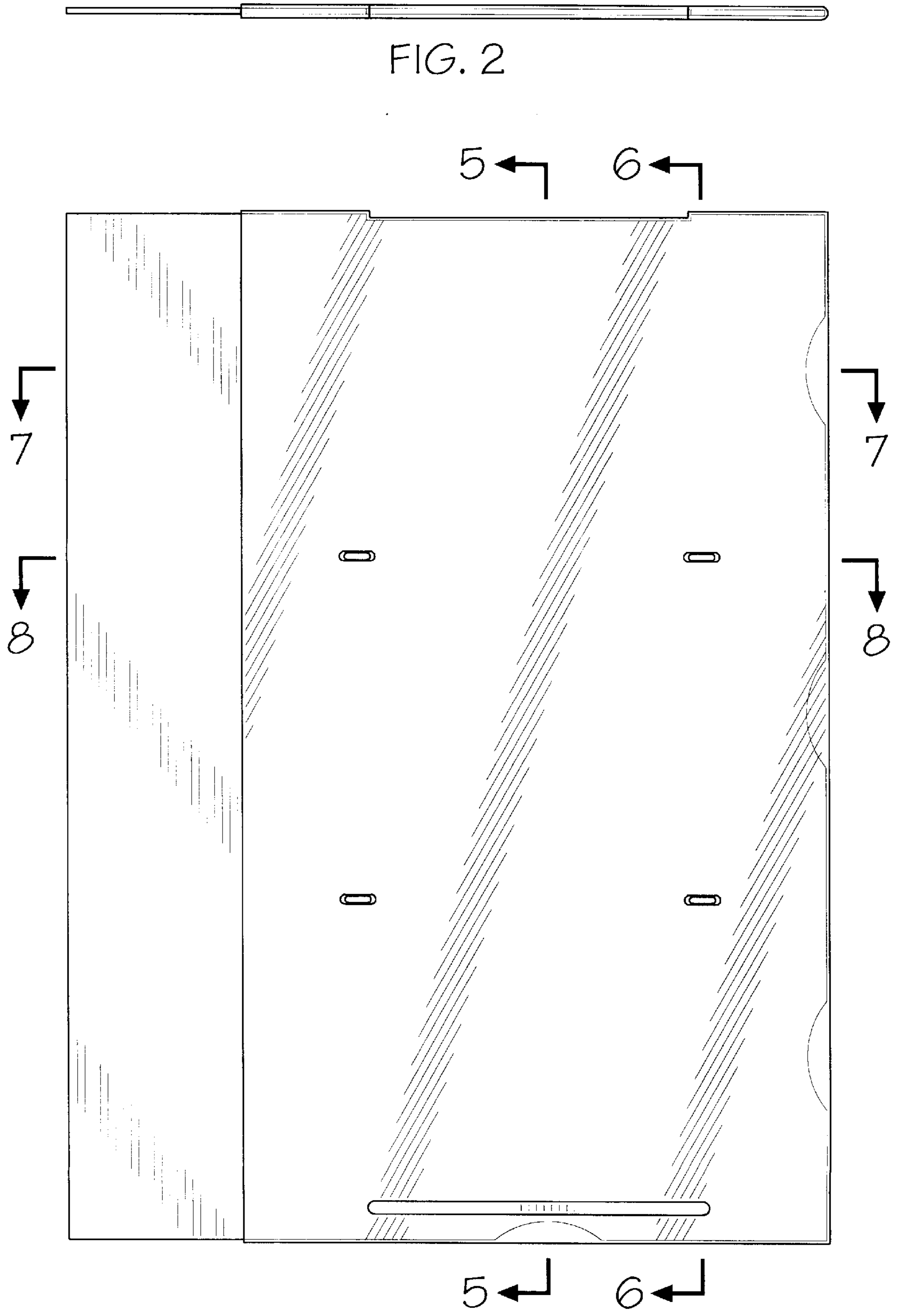


FIG. 2

FIG. 1



FIG. 3



FIG. 4



FIG. 5



FIG. 6

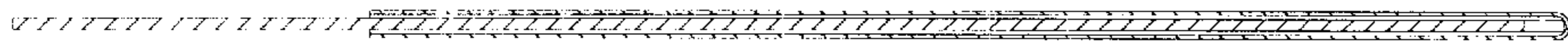


FIG. 7

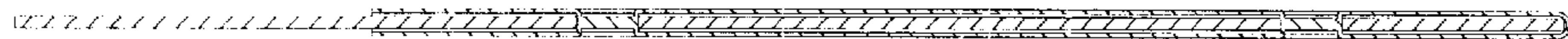


FIG. 8