



US00D449626B1

(12) **United States Design Patent**
Chang et al.

(10) **Patent No.:** **US D449,626 S**

(45) **Date of Patent:** **** Oct. 23, 2001**

(54) **REFRIGERATOR**

(75) Inventors: **Yong Hun Chang**, Seoul; **Kyeong Chul Cho**, Kyungki-do, both of (KR)

(73) Assignee: **LG Electronics Inc.**, Seoul (KR)

(**) Term: **14 Years**

(21) Appl. No.: **29/128,874**

(22) Filed: **Sep. 5, 2000**

(30) **Foreign Application Priority Data**

Mar. 3, 2000 (KR) 00-53558

(51) **LOC (7) Cl.** **15-07**

(52) **U.S. Cl.** **D15/86**

(58) **Field of Search** D15/80, 86, 85;
D6/436, 445, 446; 312/236, 116-119, 138.1,
139.2, 234.1, 401-405; 62/125-127, 246-254,
293, 444, 445, 457.1-457.9, 382, 408

(56) **References Cited**

U.S. PATENT DOCUMENTS

D. 379,631 * 6/1997 Odom D15/86

D. 410,013 * 5/1999 Takasago et al. D15/86
D. 410,473 * 6/1999 Higuchi et al. D15/86
D. 411,211 * 6/1999 Higuchi et al. D15/80
D. 429,259 * 8/2000 Goshima et al. D15/86
1,445,464 * 2/1923 West et al. 62/382
5,411,328 * 5/1995 You 312/405
6,055,826 * 5/2000 Hiraoka et al. 62/408

* cited by examiner

Primary Examiner—Mitchell Siegel

(57) **CLAIM**

We claim the ornamental design for a refrigerator, as shown and described.

DESCRIPTION

FIG. 1 is a perspective view of a refrigerator showing the new design;
FIG. 2 is a front elevational view thereof;
FIG. 3 is a rear view thereof;
FIG. 4 is a left side elevational view thereof, wherein the left side is a mirror image thereof;
FIG. 5 is a top plan view thereof; and,
FIG. 6 is a bottom plan view thereof.

1 Claim, 6 Drawing Sheets




FIG. 1

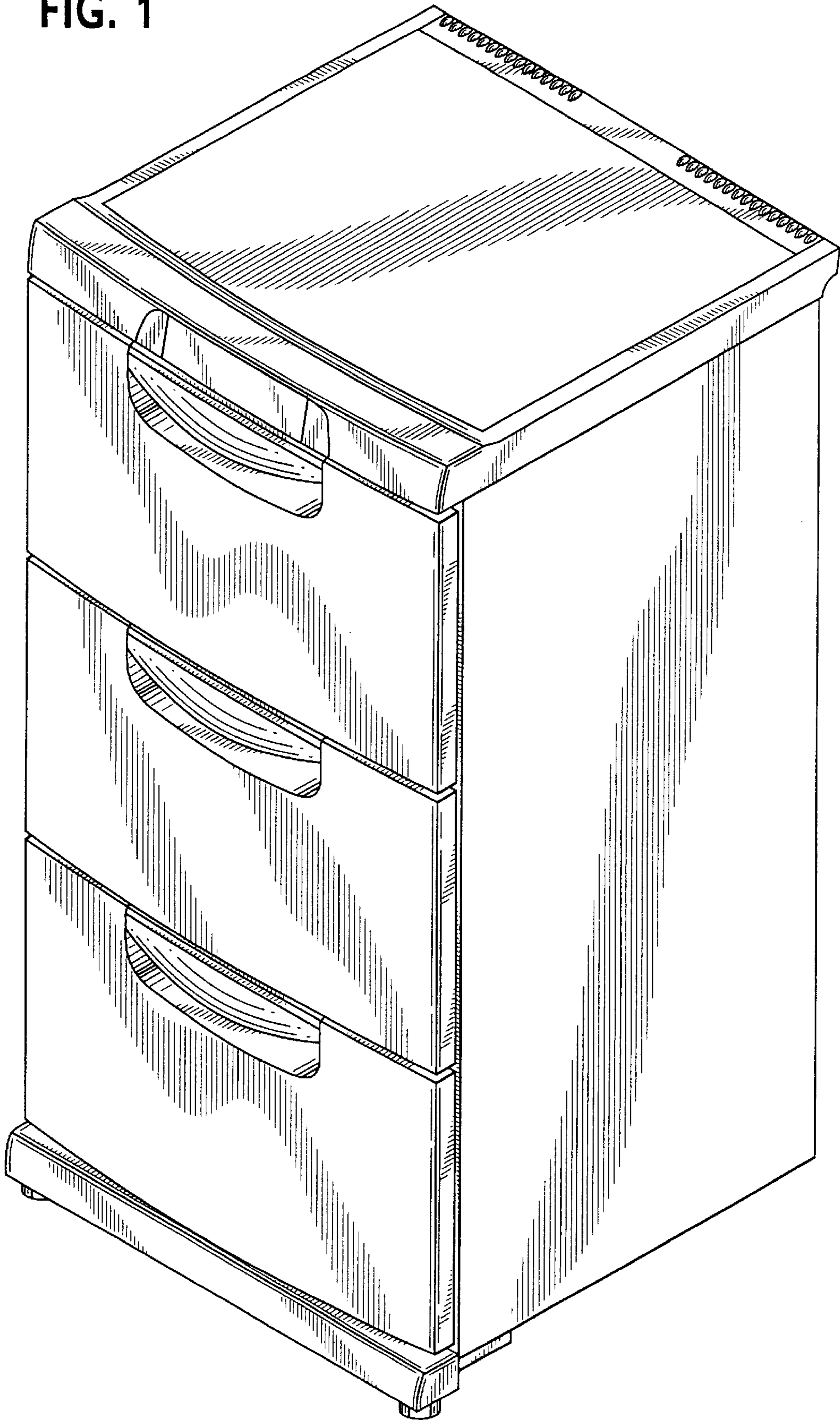


FIG. 2

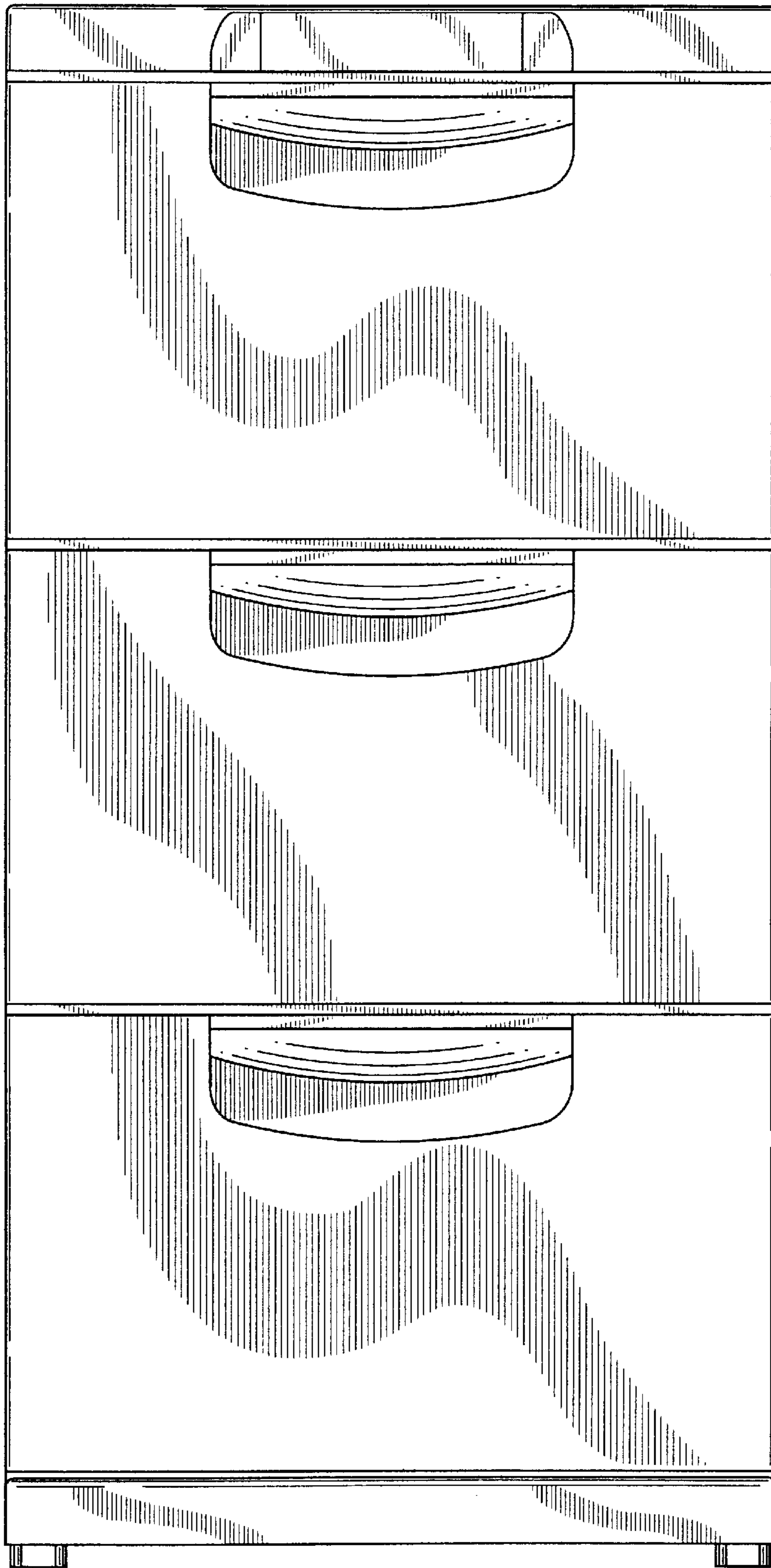


FIG. 3




FIG. 4

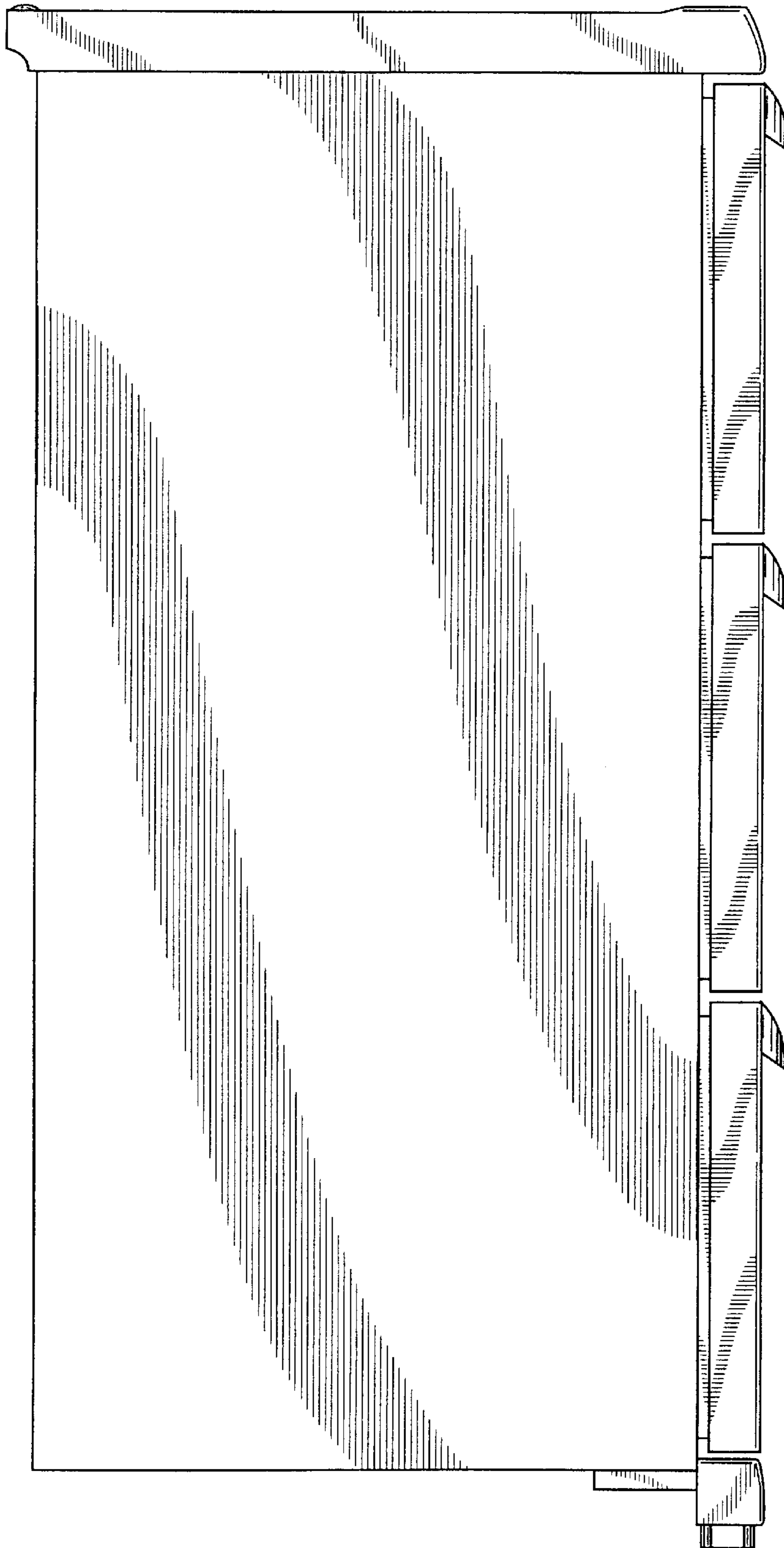


FIG. 5

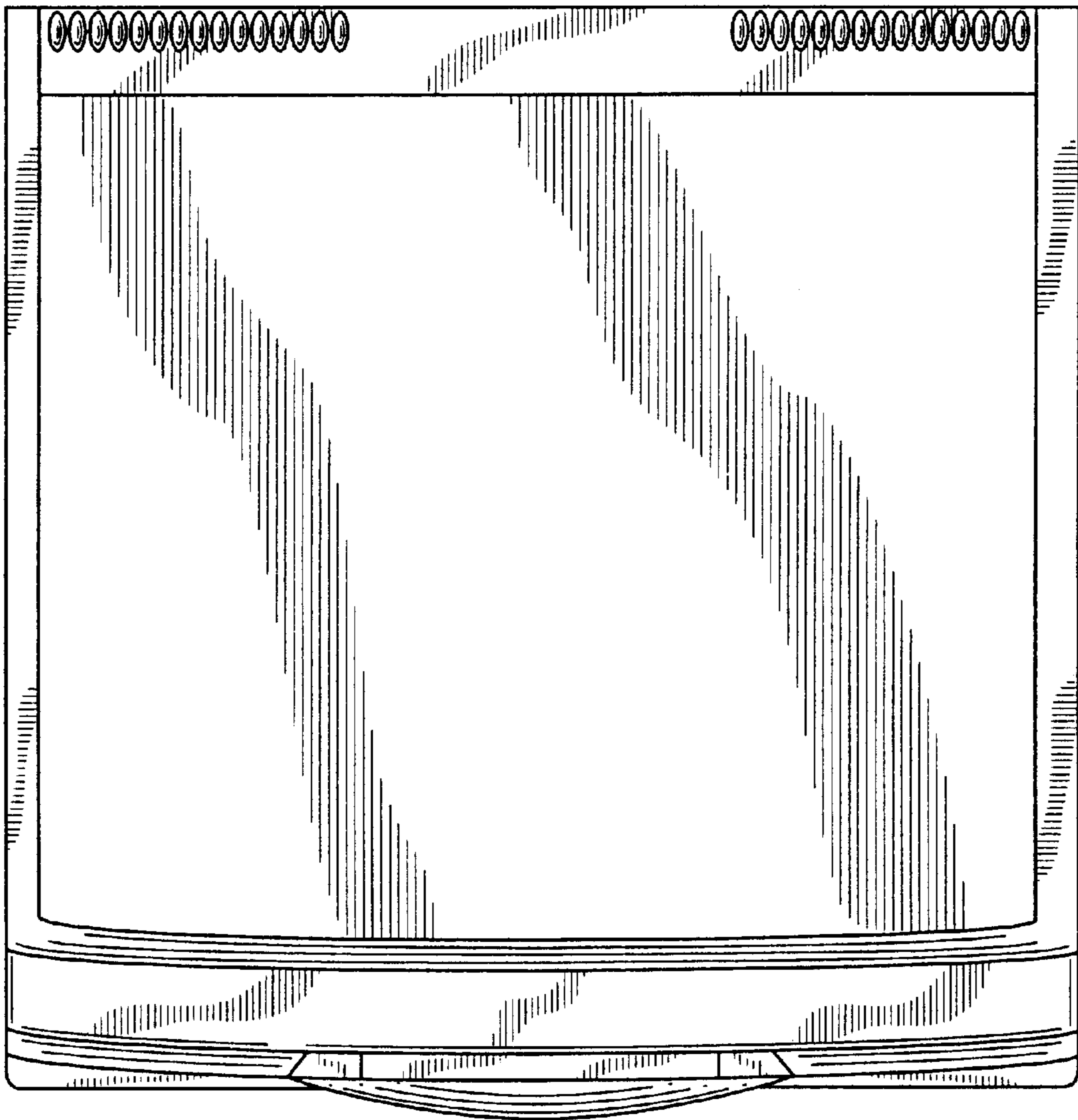


FIG. 6

