



US00D449612B2

(12) **United States Design Patent**
Sheehan et al.

(10) **Patent No.:** **US D449,612 S**

(45) **Date of Patent:** **** Oct. 23, 2001**

(54) **KEYBOARD**

D. 389,136 * 1/1998 Behar et al. D14/398

(75) Inventors: **Peter Sheehan**, Bray; **Brian Stephens**,
Dun Laoghaire; **Keith Tritschler**,
Dublin, all of (IE)

* cited by examiner

Primary Examiner—Freda Nunn

(74) *Attorney, Agent, or Firm*—Townsend and Townsend
and Crew LLP

(73) Assignee: **Logitech Europe S.A.**, Romanel-sur
Morges (CH)

(57) **CLAIM**

(**) Term: **14 Years**

The ornamental design for a keyboard, as shown and
described.

(21) Appl. No.: **29/121,107**

DESCRIPTION

(22) Filed: **Mar. 30, 2000**

Phantom lining, where utilized, is for illustrative purposes
only, and is not intended to limit the claimed component
design to the features shown in phantom.

(51) **LOC (7) Cl.** **14-02**

(52) **U.S. Cl.** **D14/396**

(58) **Field of Search** D14/391-398;
D18/1, 2, 7; 178/17 A, 17 C; 235/145 A,
145 R; 200/5 A, 5 R, 6 A, 6 R; 345/168,
160; 341/22, 23; 400/484-486, 488, 489,
492

FIG. 1 is a perspective view of a keyboard showing our new
design;

FIG. 2 is a top plan view thereof;

FIG. 3 is a front elevational view thereof;

FIG. 4 is a left side elevational view thereof;

FIG. 5 is a right side elevational view thereof; and,

FIG. 6 is a rear elevational view thereof.

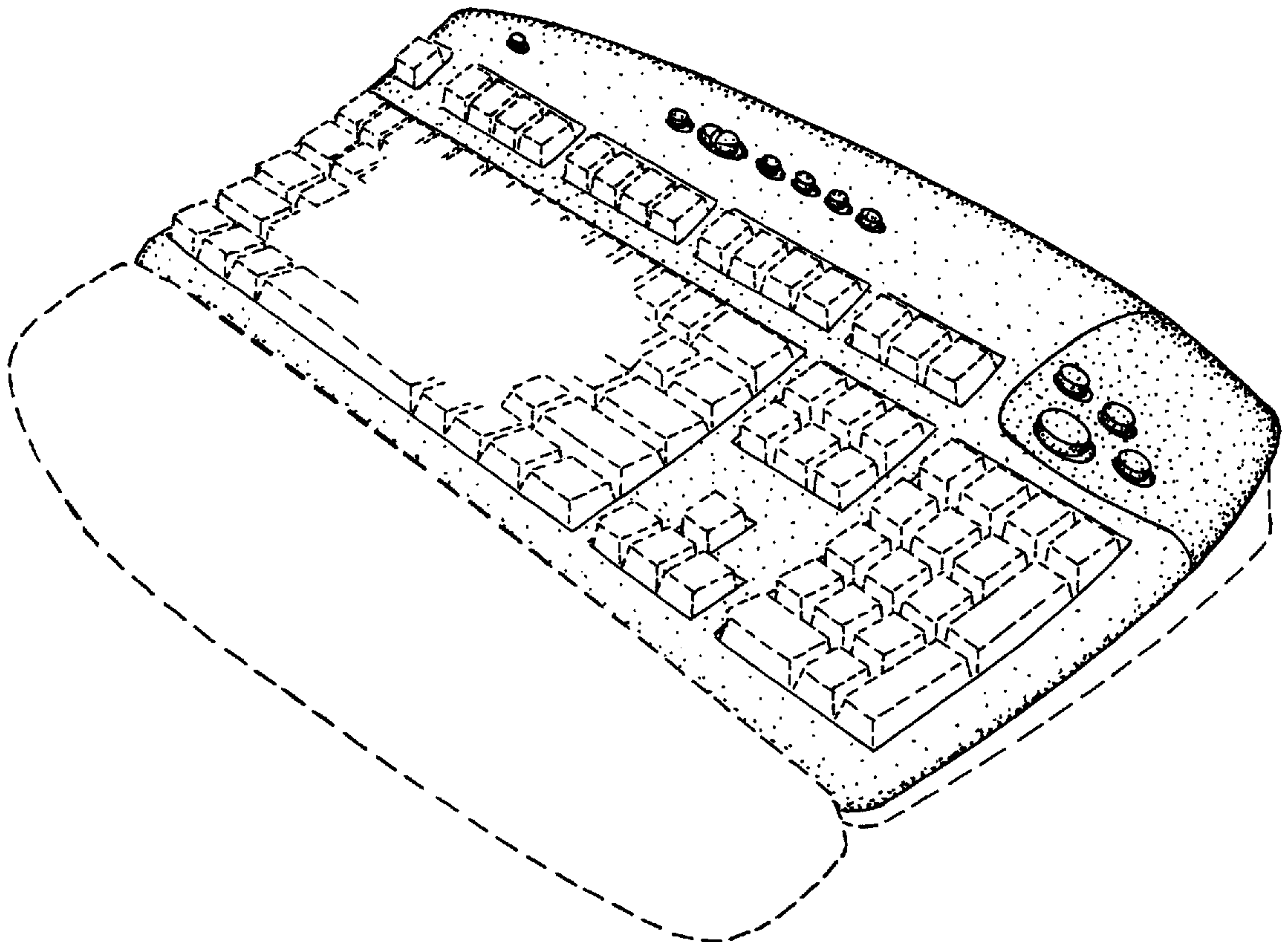
The broken lines are shown in the views for illustrative
purposes only and form no part of the claimed design.

(56) **References Cited**

U.S. PATENT DOCUMENTS

D. 376,592 * 12/1996 Tsai D14/398

1 Claim, 2 Drawing Sheets



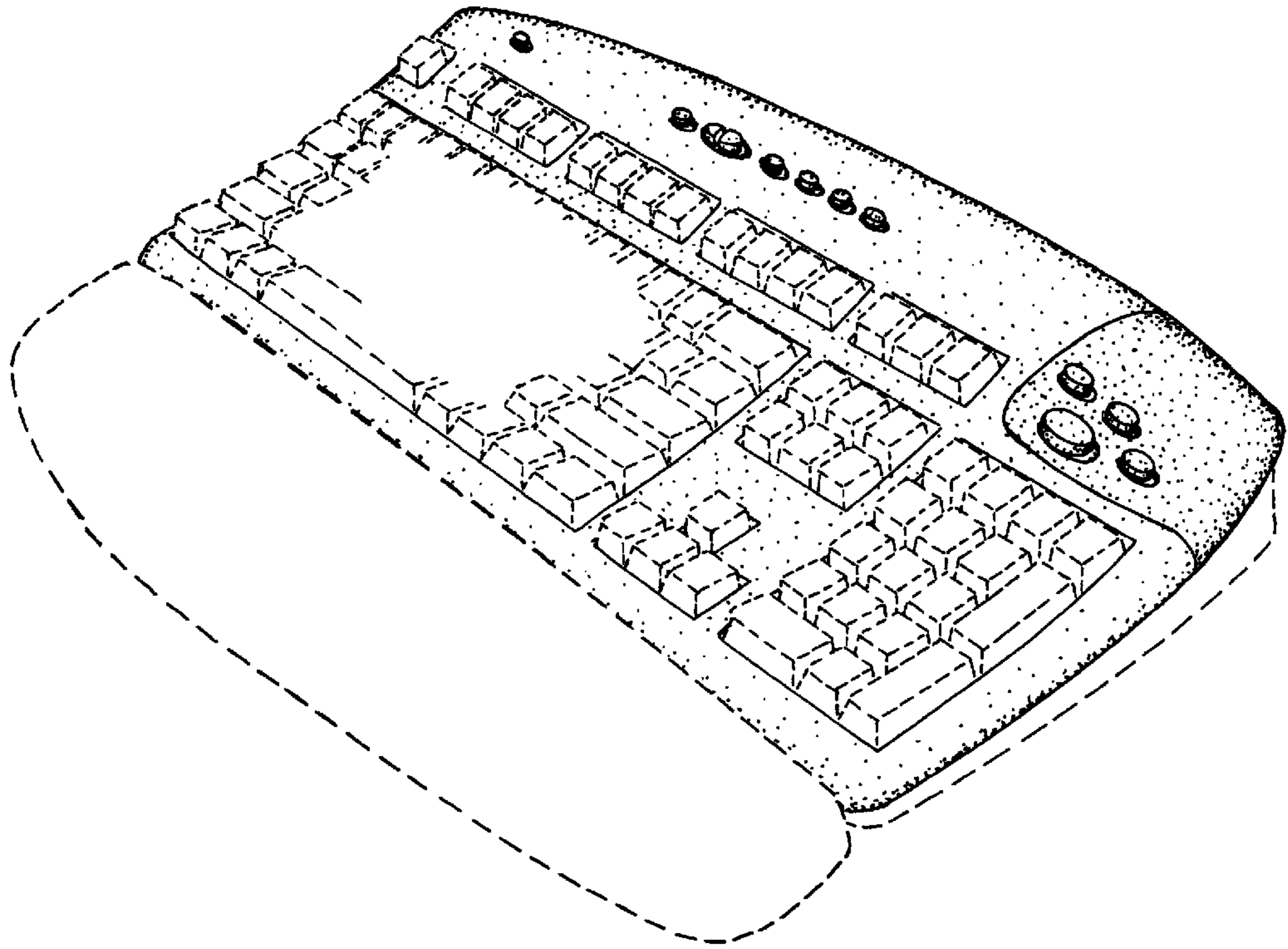


FIG. 1.

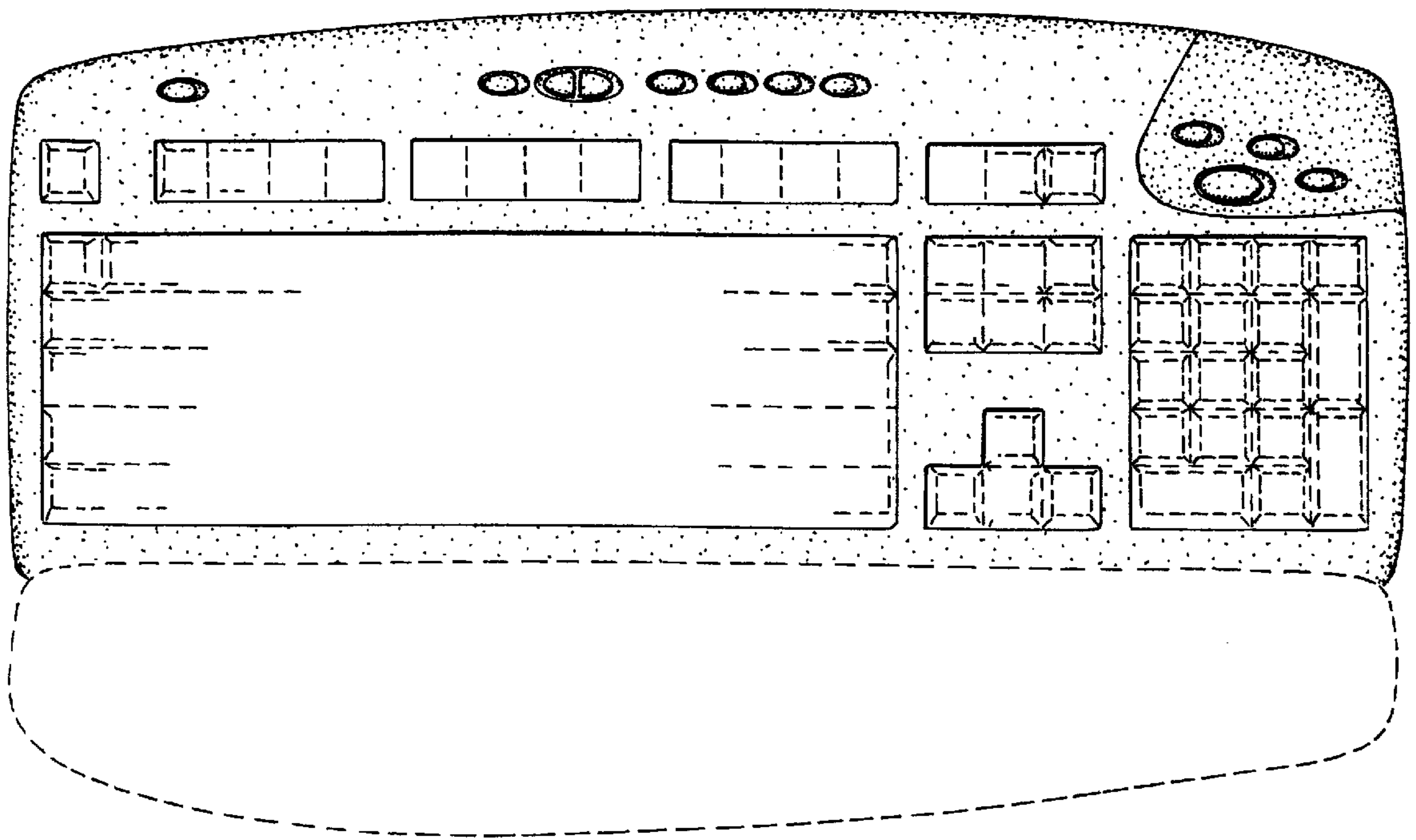


FIG. 2.




FIG. 3.

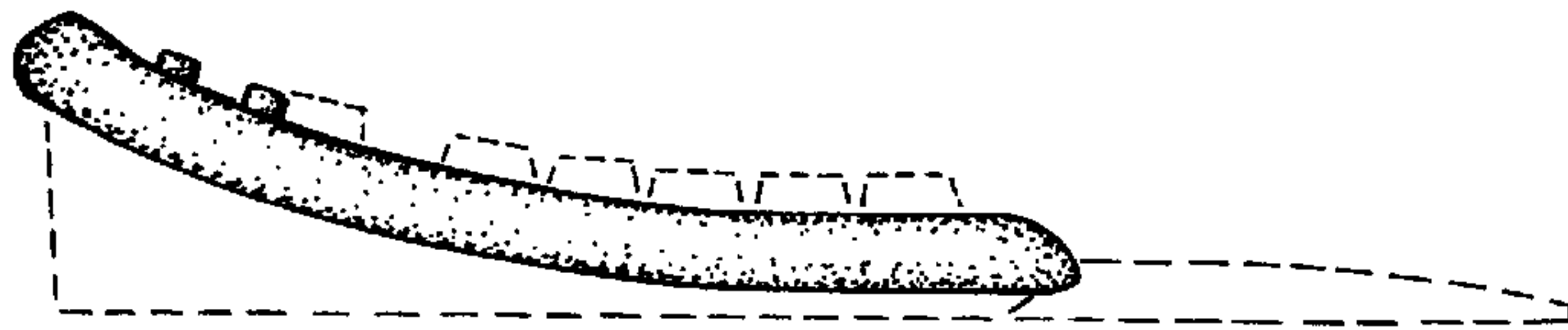


FIG. 4.




FIG. 5.




FIG. 6.