



US00D449611B1

(12) **United States Design Patent**
Kendall

(10) **Patent No.:** **US D449,611 S**

(45) **Date of Patent:** **** Oct. 23, 2001**

(54) **ONE HAND COMPUTER KEYBOARD**

(76) Inventor: **Robert Rollin Kendall**, P.O. Box
45754, Boise, ID (US) 83711

(**) Term: **14 Years**

(21) Appl. No.: **29/131,024**

(22) Filed: **Oct. 13, 2000**

(51) **LOC (7) Cl.** **14-02**

(52) **U.S. Cl.** **D14/391**

(58) **Field of Search** D14/341, 345,
D14/391, 399, 396, 400, 455; D18/1, 2,
7; 341/20-22, 176; 400/486, 488, 492;
708/142; 235/145 A, 145 R; 200/5 A, 5 R,
6 A, 6 R; 345/168

(56) **References Cited**

U.S. PATENT DOCUMENTS

D. 302,428	7/1989	Klebba .	
D. 329,848	* 9/1992	Mizusugi et al.	D14/399
D. 372,233	7/1996	Kosinski .	
5,006,001	4/1991	Vulcano .	
5,497,151	* 3/1996	Dombroski	341/22
5,500,643	* 3/1996	Grant	341/22
5,552,782	* 9/1996	Horn	341/22
5,583,497	12/1996	Hankes .	
5,745,056	* 4/1998	Takahashi et al.	341/22

* cited by examiner

Primary Examiner—Freda Nunn

(74) *Attorney, Agent, or Firm*—Charles R. Clark

(57) **CLAIM**

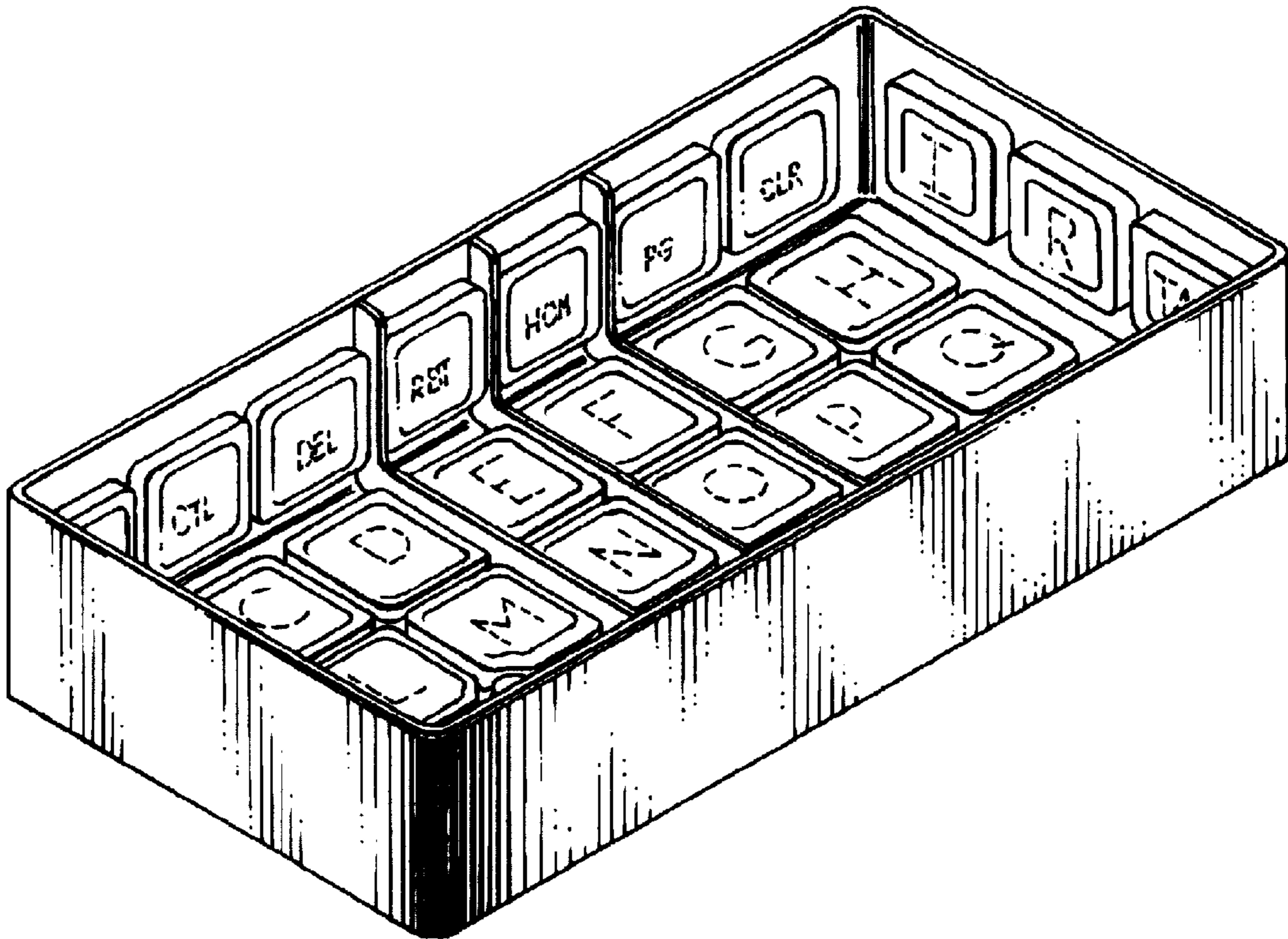
The ornamental design for a one hand computer keyboard,
as shown and described.

DESCRIPTION

FIG. 1 is a perspective view of a one hand computer keyboard showing my new design;
 FIG. 2 is a top plan view thereof;
 FIG. 3 is a cross-sectional view taken along line 3—3 of FIG. 2;
 FIG. 4 is a cross-sectional view taken along line 4—4 of FIG. 2;
 FIG. 5 is a cross-sectional view taken along line 5—5 of FIG. 2;
 FIG. 6 is a cross-sectional view taken along line 6—6 of FIG. 2;
 FIG. 7 is a side elevational view of the keyboard shown in FIG. 1 showing the side opposite that shown in FIG. 1;
 FIG. 8 is an end view of the keyboard shown in FIG. 1 showing the end opposite that shown in FIG. 1; and,
 FIG. 9 is a bottom plan view thereof.

The broken lines are for illustrative purposes only and form no part of the claimed design and FIGS. 7-9 are shown on a greatly reduced scale.

1 Claim, 2 Drawing Sheets



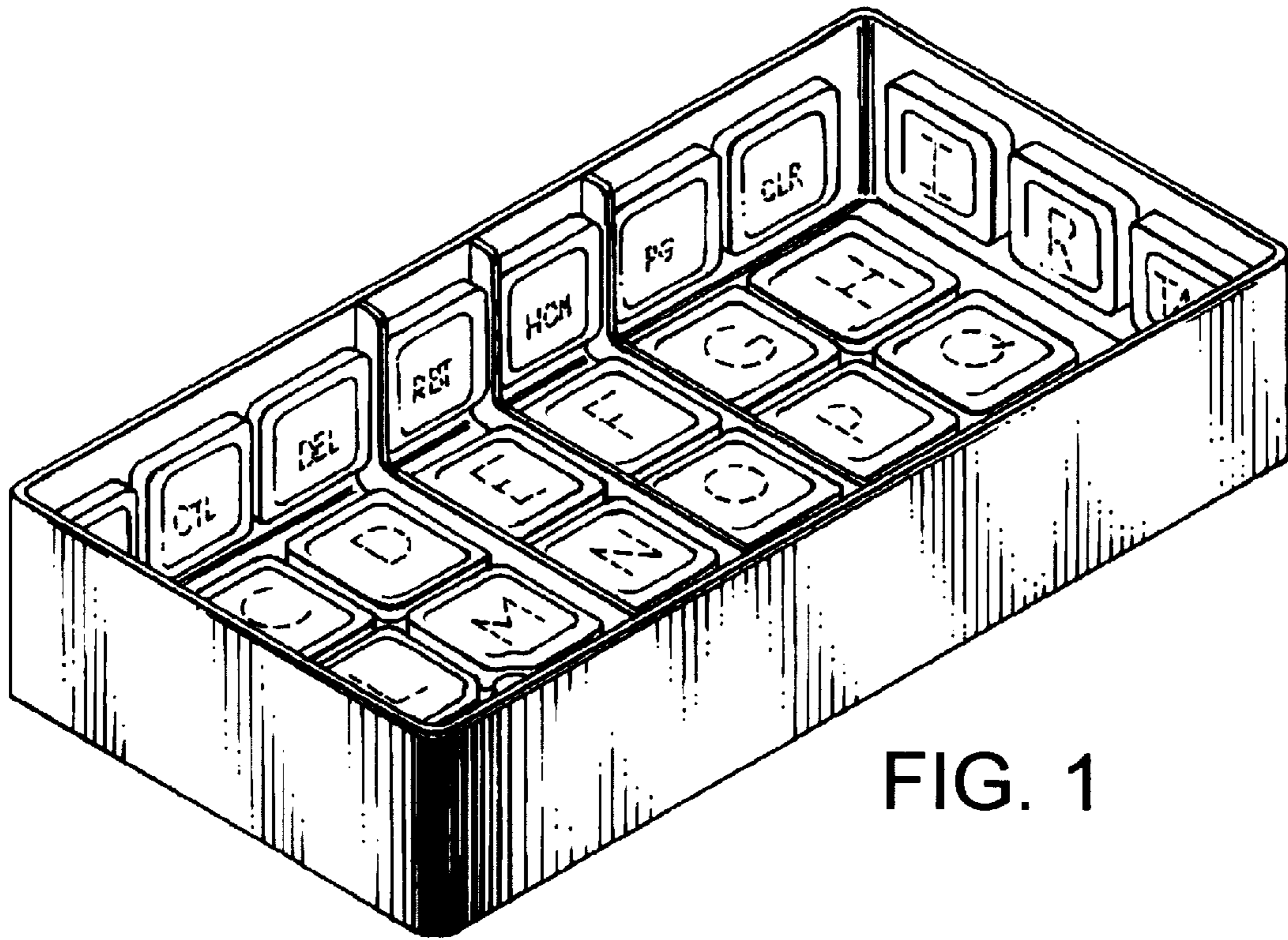


FIG. 1

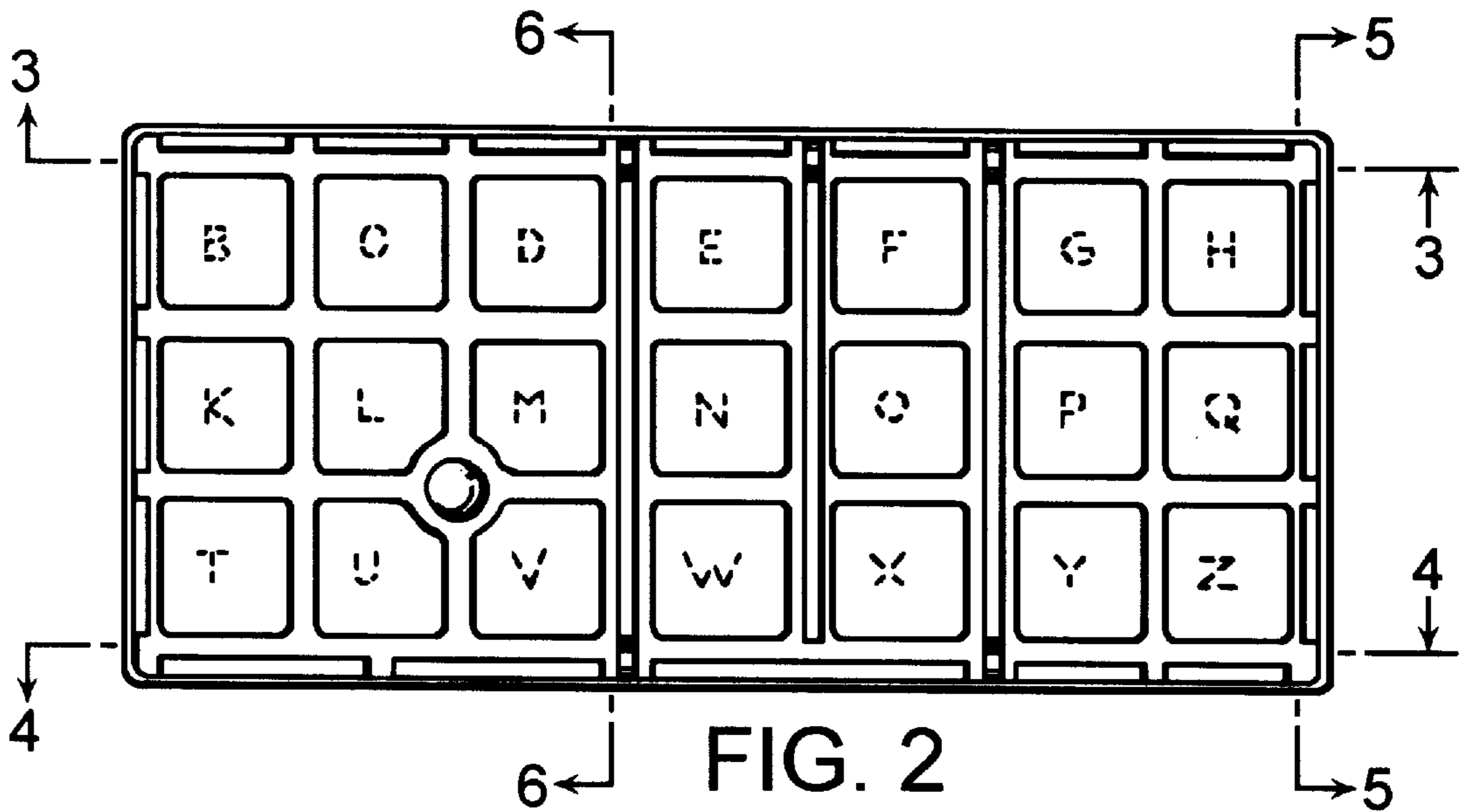


FIG. 2




FIG. 3




FIG. 4




FIG. 5



FIG. 6



FIG. 7



FIG. 8



FIG. 9