



US00D449605B1

(12) **United States Design Patent**
Schebesch et al.

(10) **Patent No.:** **US D449,605 S**

(45) **Date of Patent:** **** Oct. 23, 2001**

(54) **FLIP-OPEN PERSONAL COMMUNICATION DEVICE**

(76) Inventors: **Steven W. Schebesch**, 23411 Summerfield #425, Aliso Viejo, CA (US) 92656; **Michael L. Obradovich**, 1904 Avenida Salvatore, San Clemente, CA (US) 92672

(**) Term: **14 Years**

(21) Appl. No.: **29/128,937**

(22) Filed: **Aug. 31, 2000**

Related U.S. Application Data

(63) Continuation of application No. 29/112,781, filed on Oct. 21, 1999, now abandoned.

(51) **LOC (7) Cl.** **14-02**

(52) **U.S. Cl.** **D14/345; D14/138**

(58) **Field of Search** D14/345, 346, D14/341, 387, 138; D18/2, 7; 235/145 A, 145 R; 345/104, 156, 168, 173; 341/22, 23; 340/905

(56) **References Cited**

U.S. PATENT DOCUMENTS

- D. 350,763 * 9/1994 Matsuda et al. D18/7
- D. 370,213 * 5/1996 Iwamoto et al. D14/387
- D. 383,731 * 9/1997 Mieki et al. D14/345
- D. 389,814 * 1/1998 Iwamoto et al. D14/345
- D. 410,486 * 6/1999 Takahata et al. D18/2

OTHER PUBLICATIONS

Kyocera Corporation: "DataScope DS-110 DS-320", <http://www.kyocera.co.jp/event/9803/datascope/d-main.html>, 1998, Printed Dec. 23, 1998, 6 pages.

Kyocera Corporation: "DataScope DS-320", <http://www.kyocera.co.jp/frame/product/telecom/ds320-j.htm>, 1998, Printed Dec. 23, 1998, 4 pages.

Kyocera Corporation: "DataScope for DoCoMo", <http://www.kyocera.co.jp/frame/product/telecom/fordomo2.htm>, 1998, Printed Dec. 23, 1998, 4 pages.

Kyocera Corporation: "DataScope DS-110", <http://www.kyocera.co.jp/frame/product/telecom/ds-op-j.htm>, 1998, Printed Dec. 23, 1998, 5 pages.

* cited by examiner

Primary Examiner—Freda Nunn

(74) *Attorney, Agent, or Firm*—Christie, Parker & Hale, LLP

(57) **CLAIM**

The ornamental design for a flip-open personal communication device, as shown and described.

DESCRIPTION

FIG. 1 is a front view of a flip-open personal communication device showing our new design;

FIG. 2 is a front view of a second embodiment thereof;

FIG. 3 is a side view of the first embodiment thereof; and,

FIG. 4 is a side view of the second embodiment thereof.

The undisclosed surfaces are flat and unornamented and the broken lines are shown in the second embodiment for illustrative purposes only and form no part of the claimed design.

1 Claim, 2 Drawing Sheets

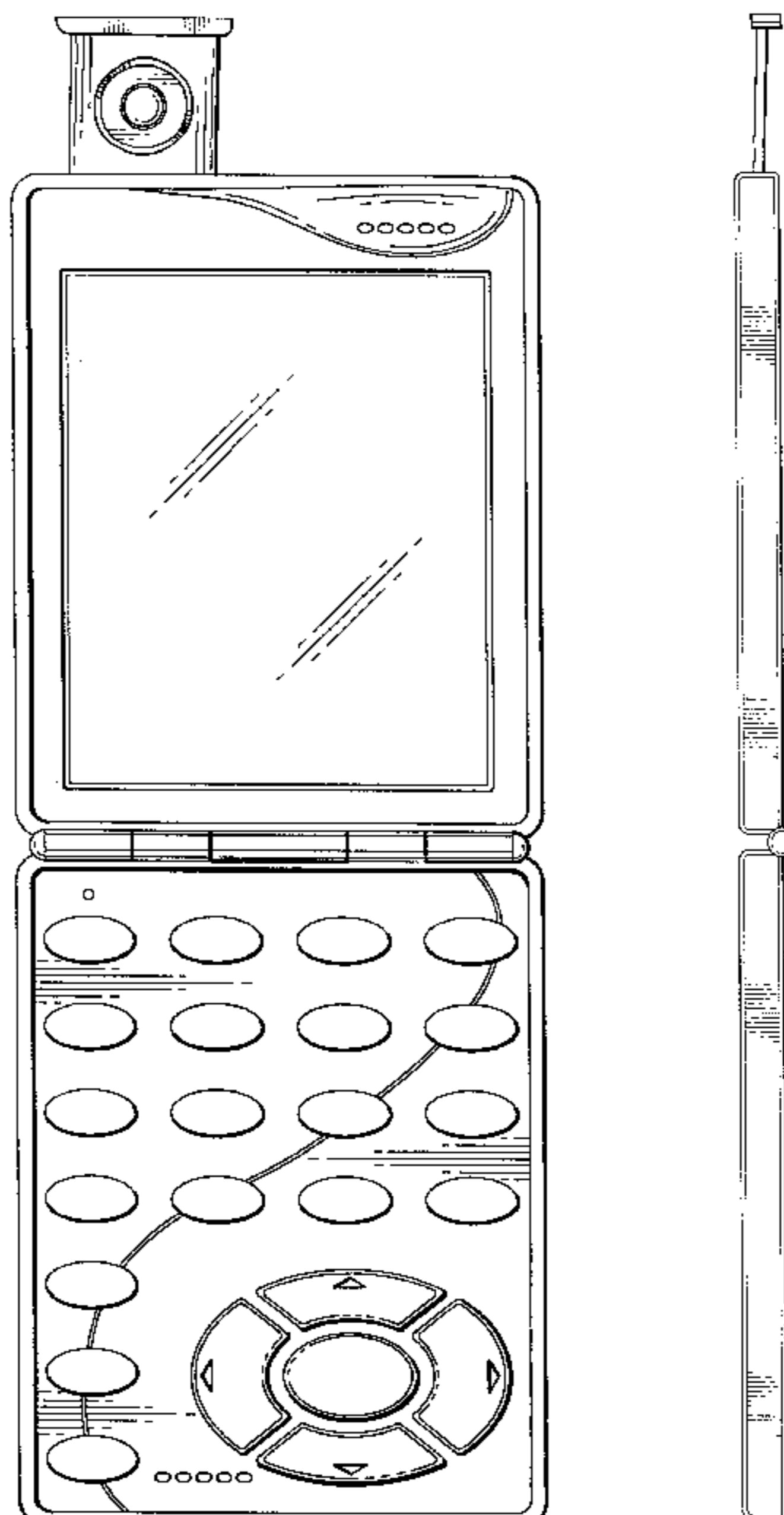


FIG. 3

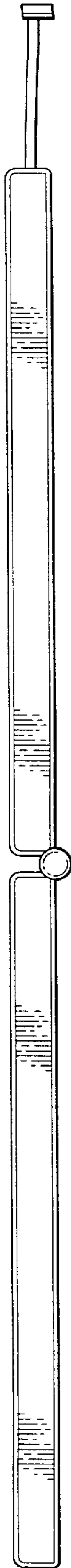


FIG. 1

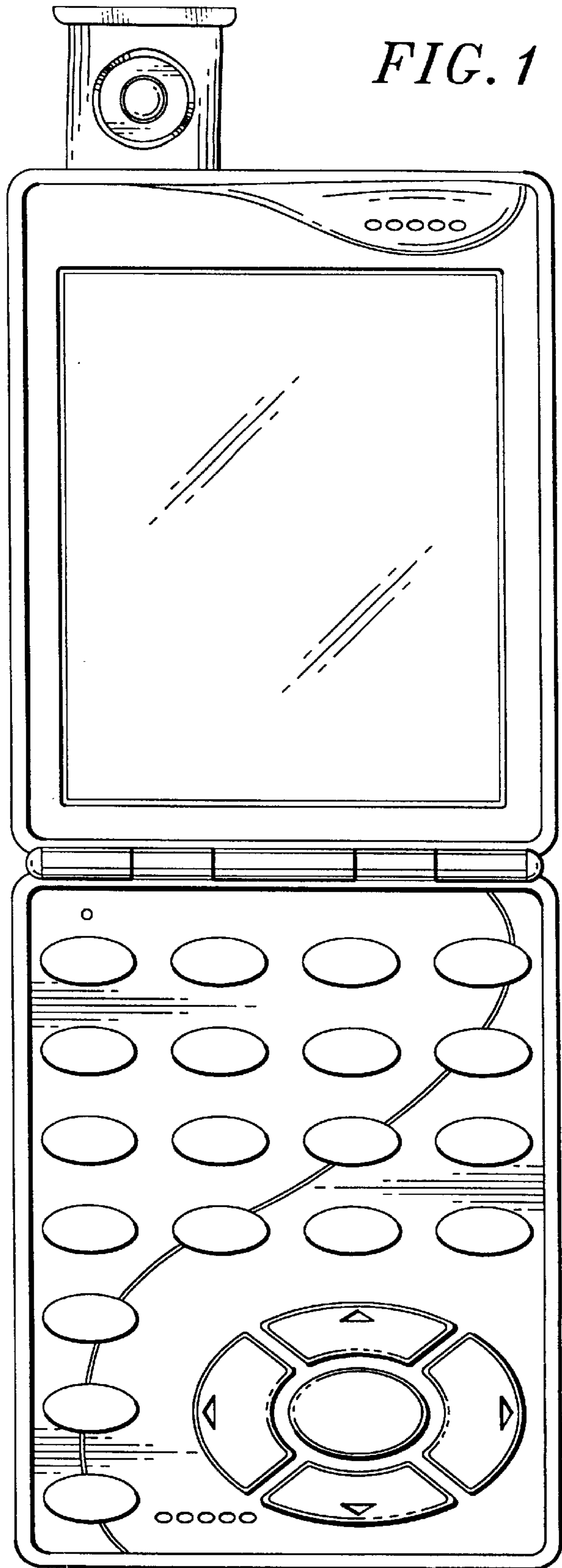


FIG. 4

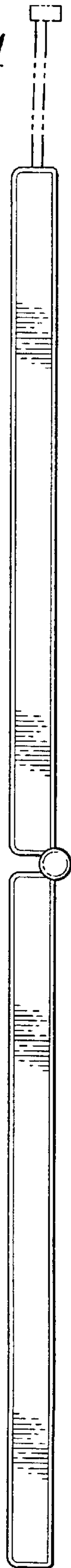


FIG. 2

