



US00D449598B1

(12) **United States Design Patent**
Britto et al.

(10) **Patent No.:** **US D449,598 S**

(45) **Date of Patent:** **** Oct. 23, 2001**

(54) **AUTOMATIC ANSWERING MACHINE PICK-UP DEVICE**

(75) Inventors: **Susan J. Britto**, Valley Springs; **Eric K. Maxon**, Ben Lomond; **Michael T. Wise**, Los Altos Hills, all of CA (US)

(73) Assignee: **Hello Direct, Inc.**, San Jose, CA (US)

(**) Term: **14 Years**

(21) Appl. No.: **29/132,598**

(22) Filed: **Nov. 9, 2000**

Related U.S. Application Data

(63) Continuation of application No. 09/559,963, filed on Apr. 28, 2000, which is a continuation of application No. 08/798,372, filed on Feb. 10, 1997, now Pat. No. 6,081,596.

(51) **LOC (7) Cl.** **14-03**

(52) **U.S. Cl.** **D14/253; D14/240; D14/252**

(58) **Field of Search** **D14/140-142, D14/149, 240, 251-253; 379/419, 428, 440, 454, 455, 447, 448, 450**

(56) **References Cited**

U.S. PATENT DOCUMENTS

D. 279,003	*	5/1985	Cousins	D14/252
D. 279,897	*	7/1985	Neuwirth et al.	D14/140
D. 312,462	*	11/1990	Lyons et al.	D14/252
D. 336,293	*	6/1993	Morano	D14/140
D. 358,594		5/1995	Clour	D14/253
D. 427,187	*	6/2000	Lin	D14/252
D. 427,188	*	6/2000	McGugan	D14/253
2,384,653	*	9/1945	Smith	379/447 X
2,845,496	*	7/1958	Limata	379/447
3,095,478	*	6/1963	Adams	379/448 X
3,179,749	*	4/1965	Snow	379/448 X
3,557,312		1/1971	Vogelman et al.	170/2

4,079,196		3/1978	Spanel	179/1 HS
4,308,432	*	12/1981	Chesler et al.	379/448
4,392,017		7/1983	Torres	179/1 HS
5,732,355	*	3/1998	Lipp et al.	455/462
5,758,289		5/1998	Lipp et al.	455/462
5,930,354	*	7/1999	Britto et al.	379/448
6,081,596	*	6/2000	Britto et al.	379/447

FOREIGN PATENT DOCUMENTS

509713		6/1971	(CH)	H04M/1/64
0 680 188 A2		11/1995	(EP)	H04M/1/64

OTHER PUBLICATIONS

Hello Direct, spring 2000 catalog, p. 10, ReadLine handset lifting device.*

Hello Direct, spring 2000 catalog, p. 11, HL1 handset lifter.*

* cited by examiner

Primary Examiner—Jeffrey Asch

(74) *Attorney, Agent, or Firm*—Haverstock & Owens LLP

(57) **CLAIM**

The ornamental design for an automatic answering pick-up device, as shown and described.

DESCRIPTION

FIG. 1 is a perspective view of an automatic answering pick up device;

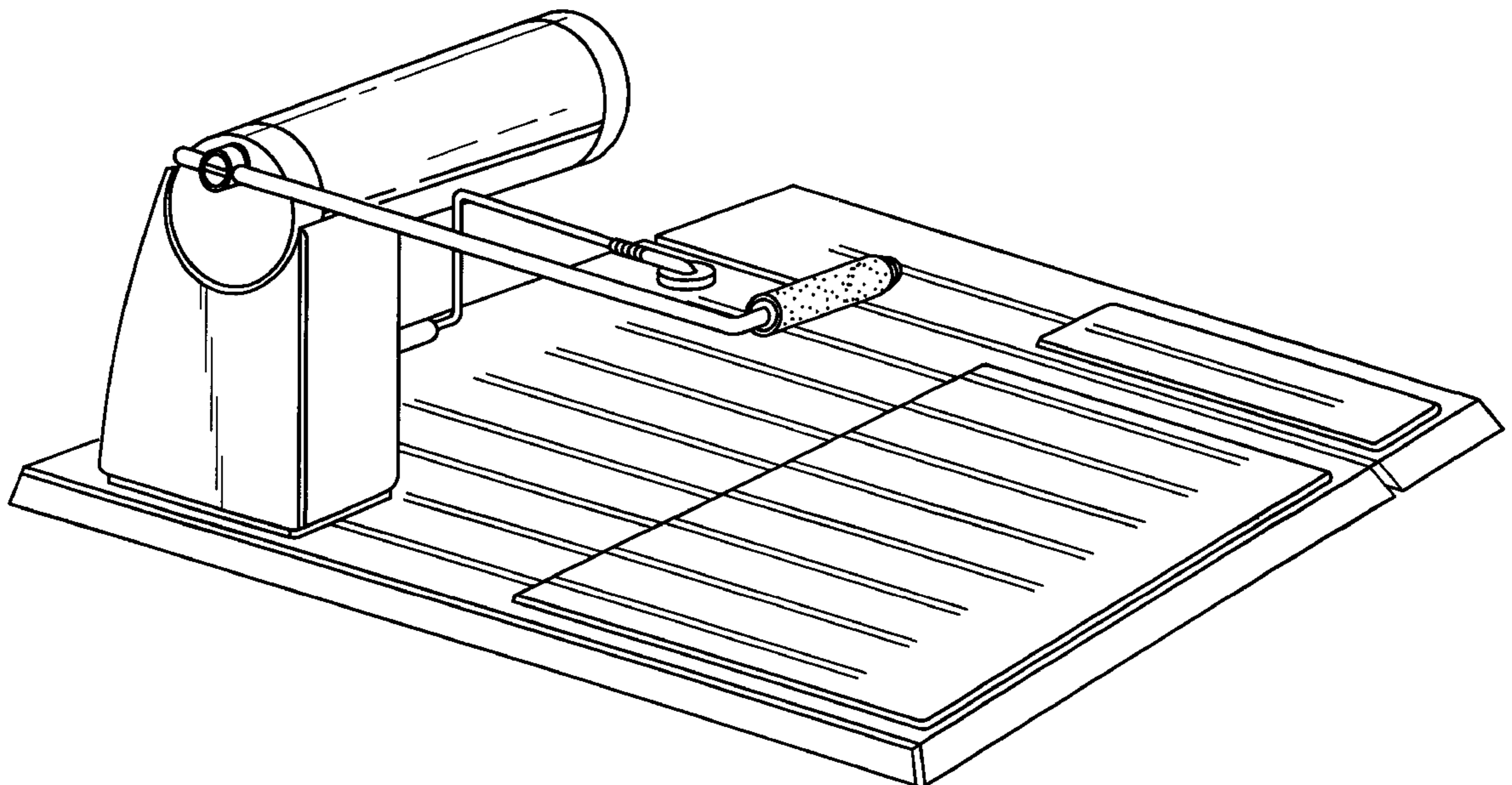
FIG. 2 is a side view of the automatic answering pick up device thereof;

FIG. 3 is a side view of the automatic answering pick up device thereof;

FIG. 4 is a front view of the automatic answering pick up device thereof; and,

FIG. 5 is a back view of the automatic answering pick up device thereof.

1 Claim, 5 Drawing Sheets



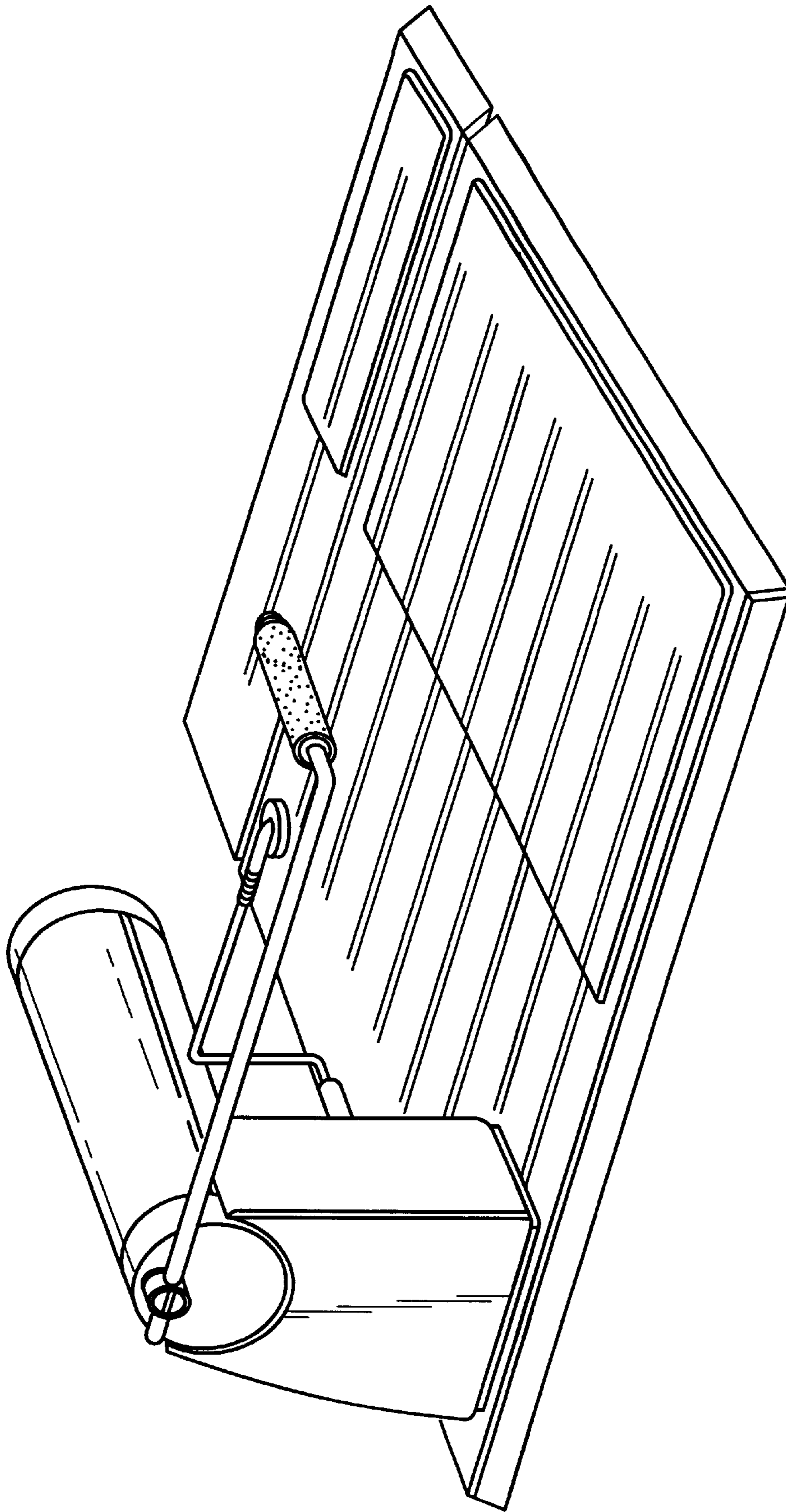


Fig. 1

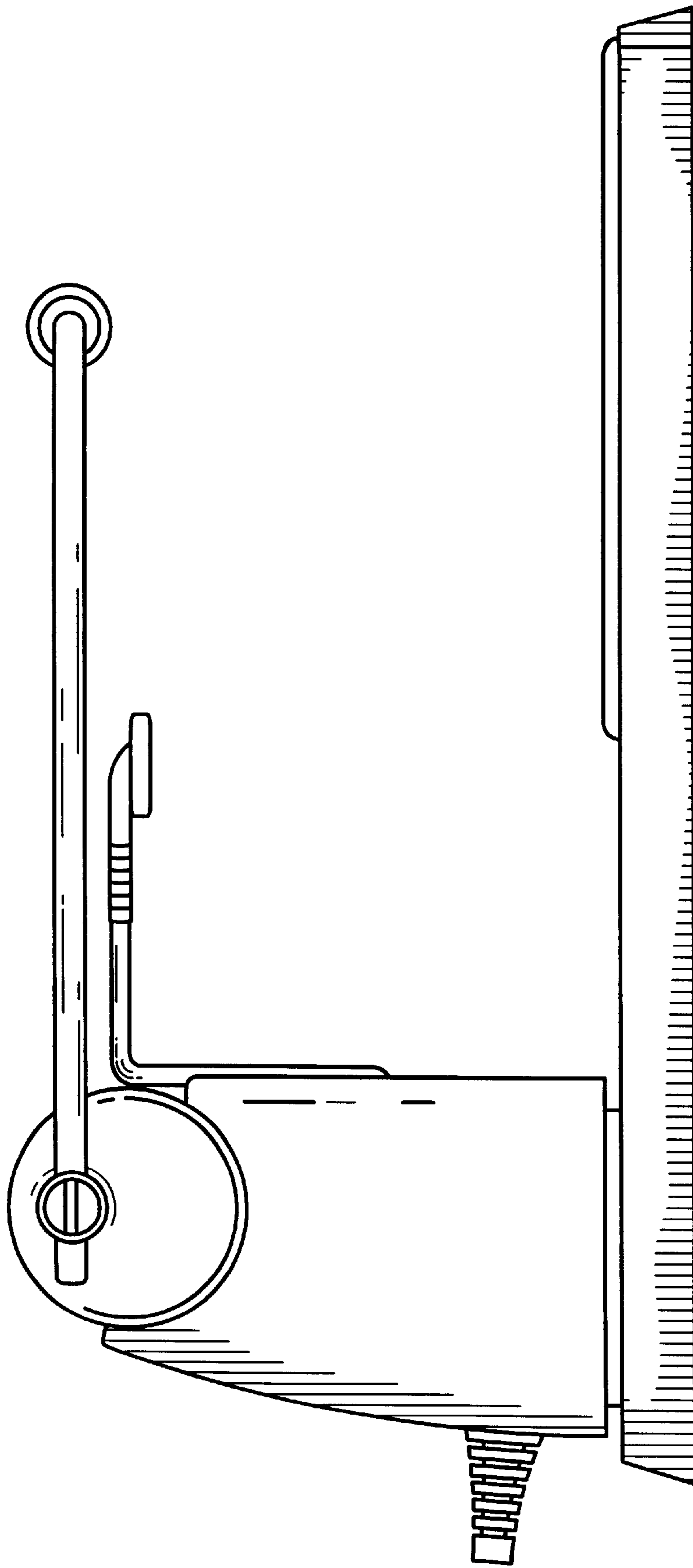


Fig. 2

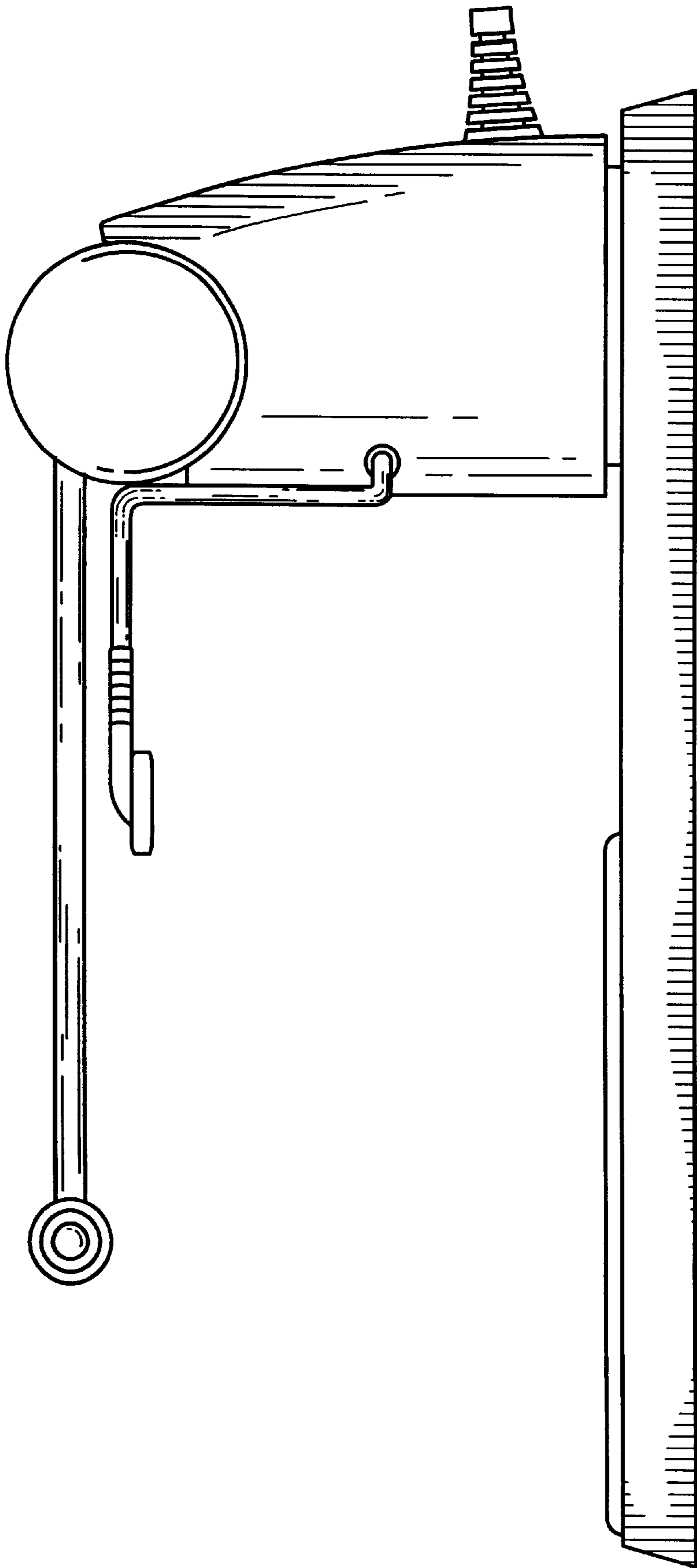


Fig. 3

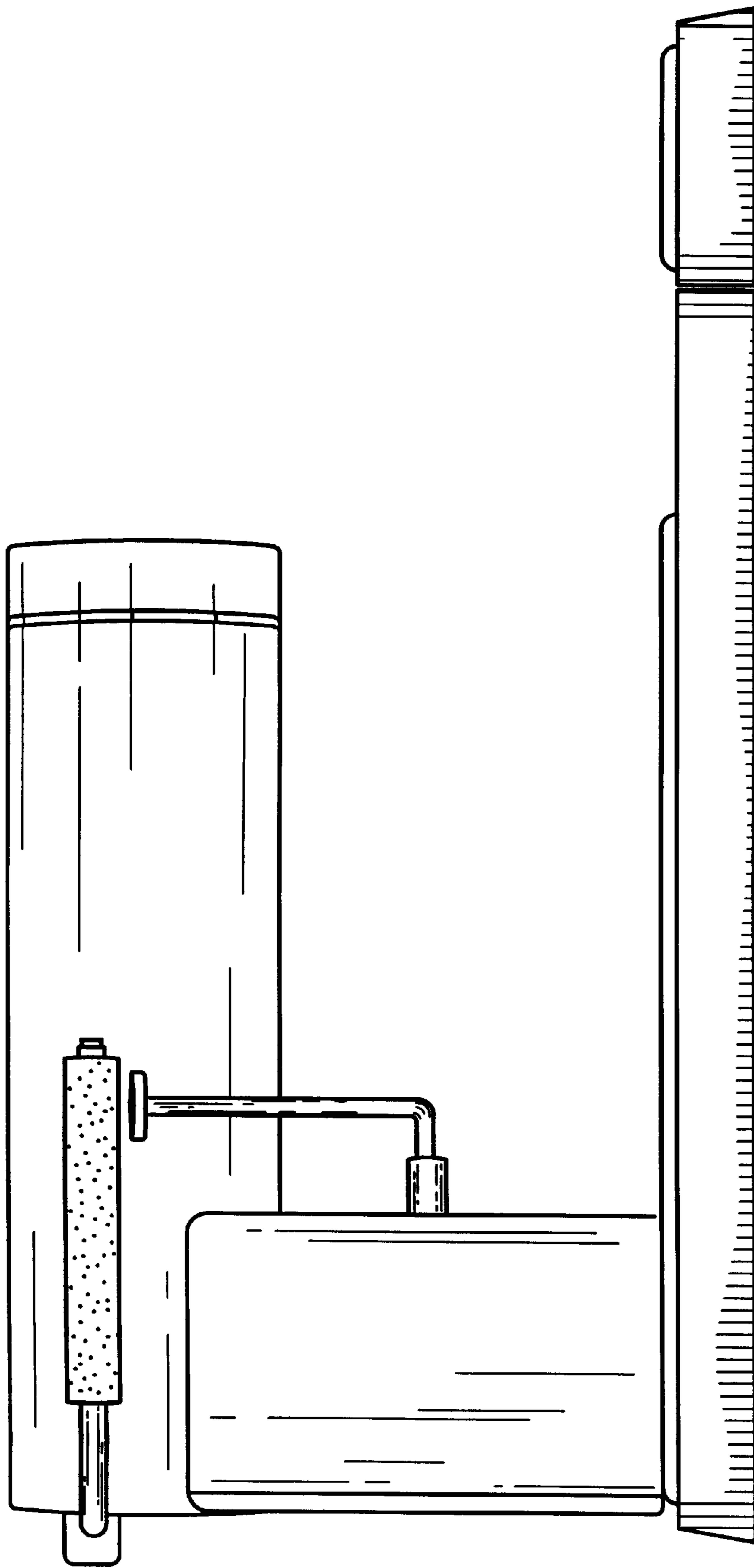


Fig. 4

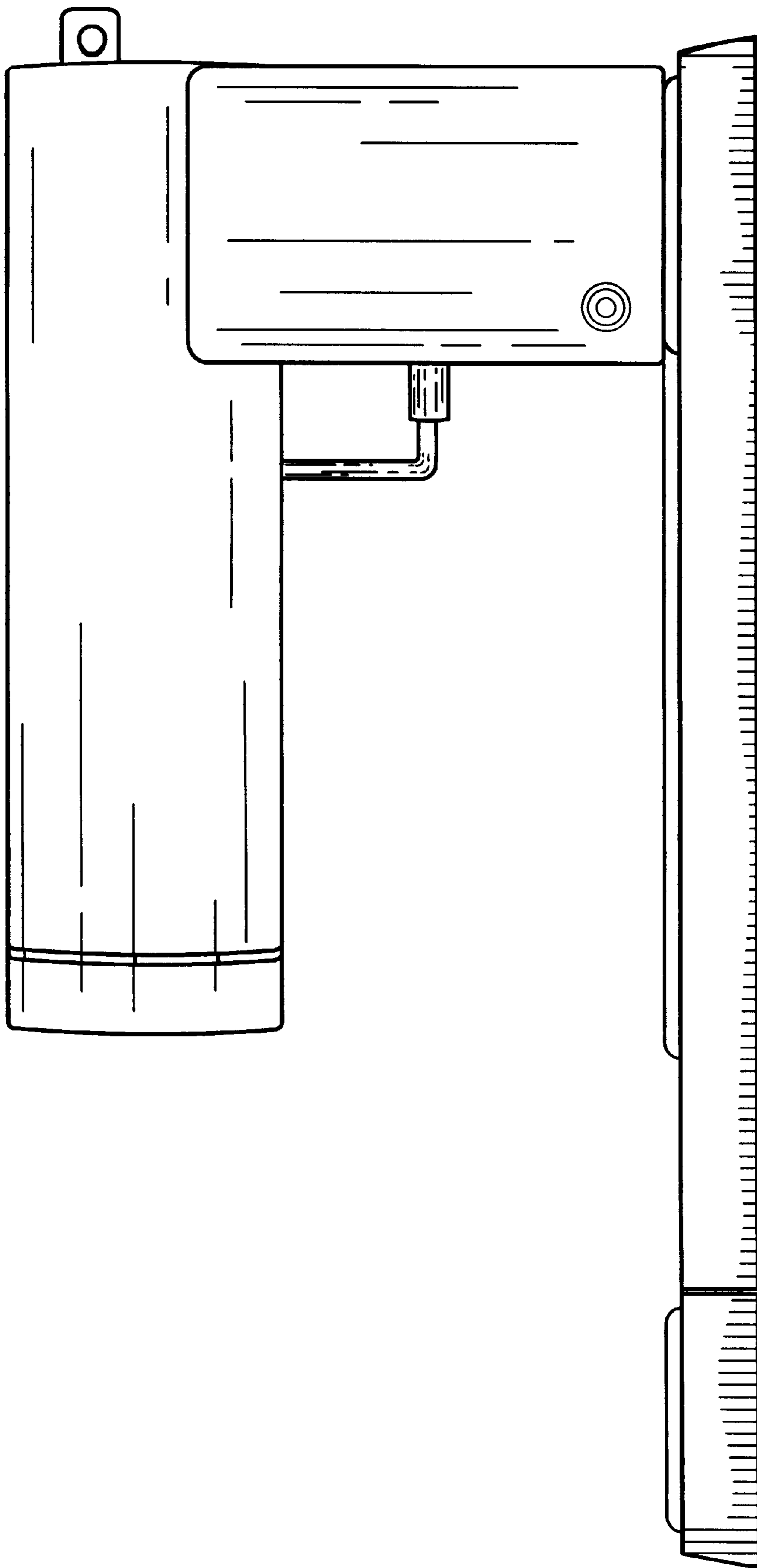


Fig. 5