



US00D449595B1

(12) **United States Design Patent**
Park et al.

(10) **Patent No.:** **US D449,595 S**

(45) **Date of Patent:** **** Oct. 23, 2001**

(54) **KEYPAD**

(75) Inventors: **In-Hee Park**, Pleasanton; **In C. Shim**;
Jae H. Shim, both of San Jose; **Jeff R.**
Lind, Livermore, all of CA (US)

(73) Assignee: **Mobigence, Inc.**, San Jose, CA (US)

(**) Term: **14 Years**

(21) Appl. No.: **29/134,400**

(22) Filed: **Dec. 18, 2000**

(51) **LOC (7) Cl.** **14-03**

(52) **U.S. Cl.** **D14/247; D14/455; D14/218**

(58) **Field of Search** D14/137, 138,
D14/218, 147-148, 247-248, 144, 455,
456, 341-347, 141, 399, 426, 429, 453;
379/433.434, 419, 420, 428, 440; 455/550-575,
90; D13/168; D18/2, 7, 12

(56) **References Cited**

U.S. PATENT DOCUMENTS

- D. 385,557 * 10/1997 Tomoike et al. D14/147
- D. 388,080 * 12/1997 Harris et al. D14/138
- D. 388,082 * 12/1997 Nagele et al. D14/138
- D. 410,920 * 6/1999 Lee et al. D14/138
- D. 413,884 * 9/1999 Ogawa D14/138
- D. 415,151 * 10/1999 Kim D14/138
- D. 415,488 * 10/1999 Lee D14/138
- D. 416,017 * 11/1999 Gebhard et al. D14/147
- D. 416,024 * 11/1999 Johansson et al. D14/247

- D. 421,020 * 2/2000 Curtis D14/247
- D. 421,021 * 2/2000 Curtis et al. D14/247
- D. 423,515 * 4/2000 Phillips et al. D14/247
- D. 428,401 * 7/2000 Curtis D14/138
- D. 428,878 * 8/2000 Finkbeiner D14/247
- D. 430,151 * 8/2000 Frye et al. D14/247
- D. 432,105 * 10/2000 Hyun D14/138
- D. 432,529 * 10/2000 Kolinen D14/247
- D. 435,529 * 12/2000 Lai D14/138
- D. 437,838 * 2/2001 Ko D14/147
- D. 441,357 * 5/2001 Kolinen D14/247

* cited by examiner

Primary Examiner—Jeffrey Asch

(74) *Attorney, Agent, or Firm*—John Schipper

(57) **CLAIM**

The ornamental design for a keypad, as shown and described.

DESCRIPTION

FIG. 1 is a front elevational view of a keypad, showing our new design as part of an electronic device for entering alphanumeric data.

FIG. 2 is a right side view.

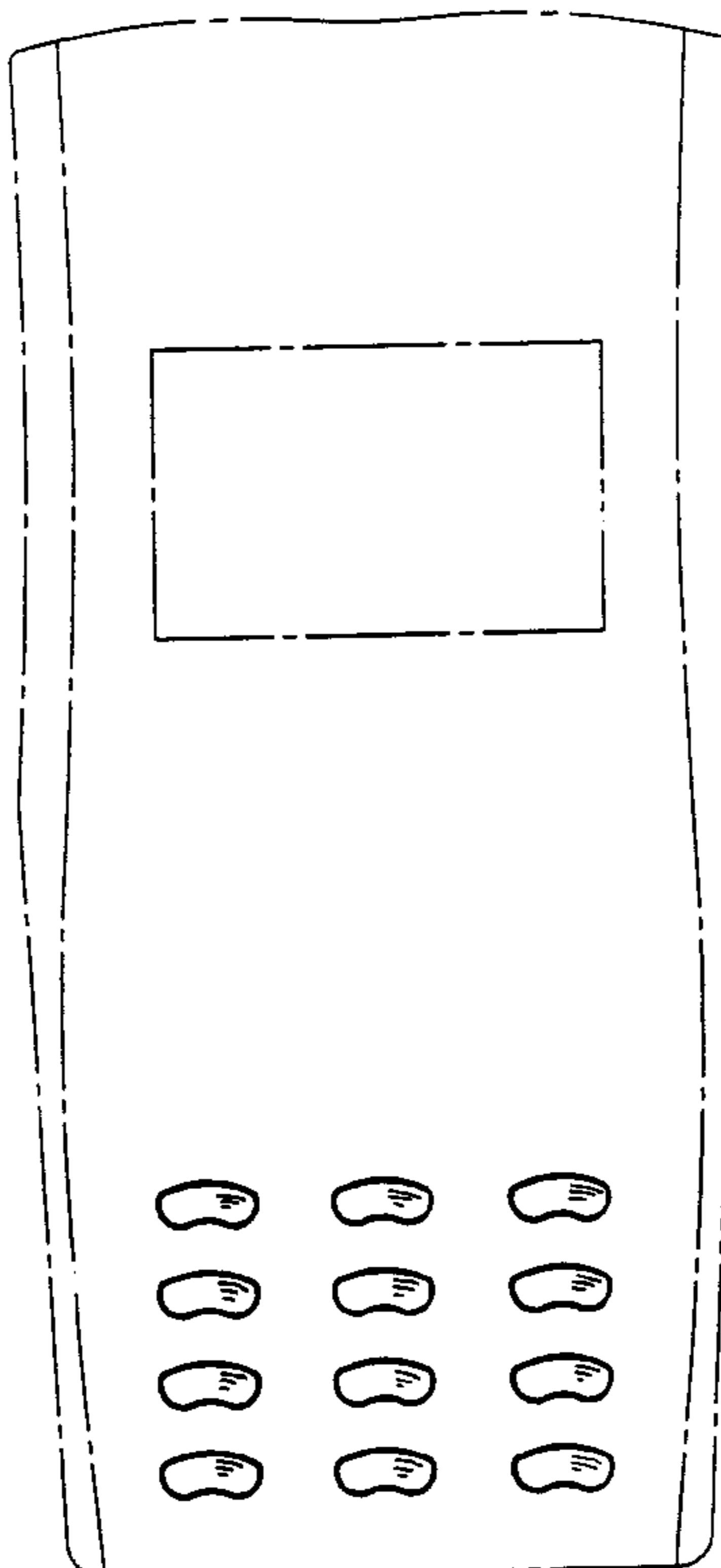
FIG. 3 is a left side view.

FIG. 4 is a top view; and,

FIG. 5 is a bottom view.

The broken line showings of an electronic device throughout the views are for illustrative purposes only and form no part of the claimed design.

1 Claim, 2 Drawing Sheets



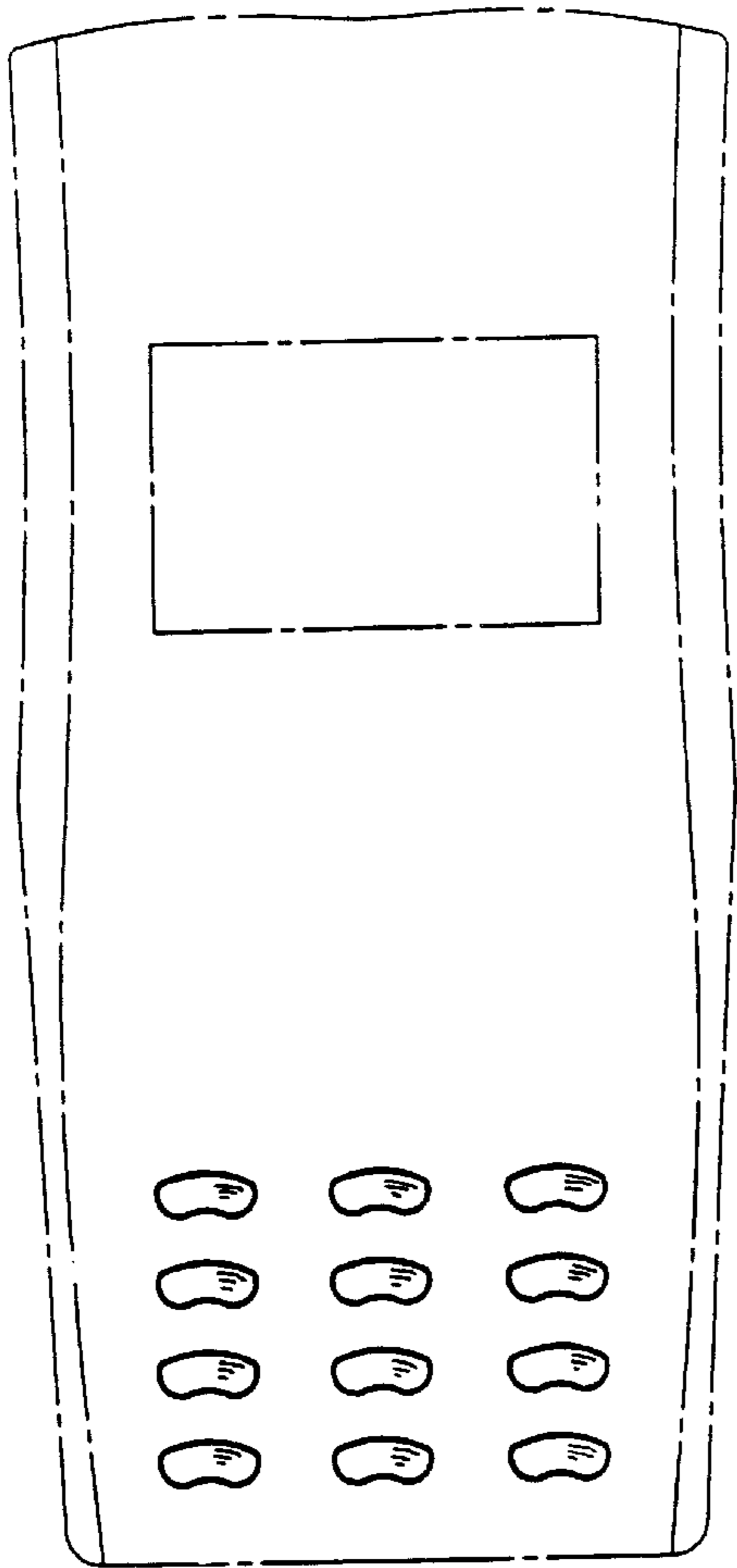


FIG. 1




FIG. 2




FIG. 3




FIG. 4

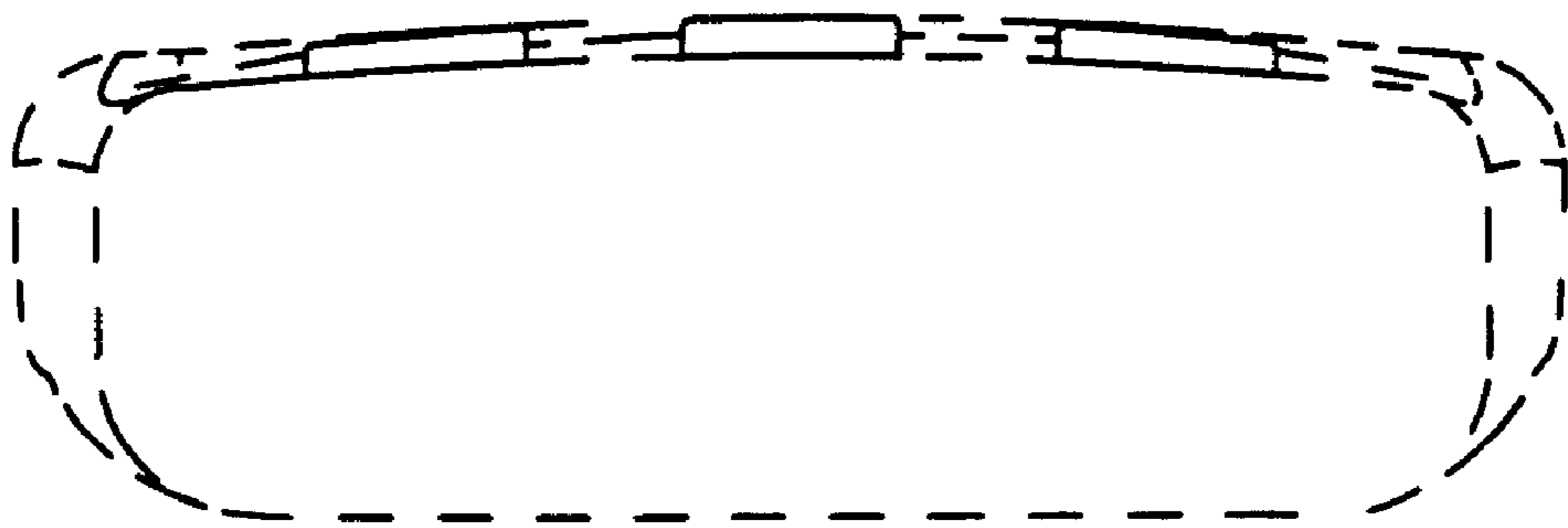


FIG. 5