



US00D449594B1

(12) **United States Design Patent**  
**Shen et al.**

(10) **Patent No.:** **US D449,594 S**

(45) **Date of Patent:** **\*\* Oct. 23, 2001**

(54) **SCREEN PORTION FOR TELEPHONE SET**

(75) **Inventors:** **Francis Shen; Silviu Tanase**, both of Toronto (CA)

(73) **Assignee:** **AASTRA Technologies Limited**, Ontario (CA)

(\*\*) **Term:** **14 Years**

(21) **Appl. No.:** **29/133,976**

(22) **Filed:** **Dec. 13, 2000**

(51) **LOC (7) Cl.** ..... **14-03**

(52) **U.S. Cl.** ..... **D14/240; D14/257**

(58) **Field of Search** ..... D14/137, 130, D14/138, 242, 148, 147, 149-151, 140-142, 240, 241, 329, 330, 171, 257, 365, 341-347, 191, 441, 454, 455, 338-340, 155, 159, 217, 218, 197, 198, 188; 379/433-436, 419, 420, 428, 440; D21/329, 333

(56) **References Cited**

**U.S. PATENT DOCUMENTS**

D. 313,982	*	1/1991	Eilert et al.	.....	D14/115
D. 332,263	*	1/1993	Taniguchi	.....	D14/241
D. 339,342	*	9/1993	Chan	.....	D14/149
D. 344,684	*	3/1994	Metz et al.	.....	D10/103
D. 355,644	*	2/1995	Risko	.....	D14/100
D. 372,240	*	7/1996	Boykiw	.....	D14/151
D. 375,092	*	10/1996	Hilsenrath et al.	.....	D14/142
D. 382,253	*	8/1997	Claxton et al.	.....	D14/100
D. 397,112	*	8/1998	Locklin et al.	.....	D14/151

D. 405,781	*	2/1999	Renk	.....	D14/126
D. 409,195	*	5/1999	Halstead et al.	.....	D14/191
D. 410,005	*	5/1999	Landry et al.	.....	D14/151
D. 416,910	*	11/1999	Vasquez	.....	D14/218
D. 418,505	*	1/2000	Wood et al.	.....	D14/151
D. 427,985	*	7/2000	Takayama et al.	.....	D14/151
D. 430,150	*	8/2000	Zeiger et al.	.....	D14/242
D. 432,511	*	10/2000	Eckholm	.....	D14/138
D. 433,460	*	11/2000	Griffin et al.	.....	D21/329
D. 439,231	*	3/2001	Song	.....	D14/144
D. 439,242	*	3/2001	Brown et al.	.....	D14/240
6,104,807	*	8/2000	Johnson et al.	.....	379/428
6,121,958	*	9/2000	Clark et al.	.....	345/168

\* cited by examiner

*Primary Examiner*—Jeffrey Asch

(74) *Attorney, Agent, or Firm*—Piper Marbury Rudnick & Wolfe LLP; Wilburn L. Chesser, Esq.

(57) **CLAIM**

The ornamental design for a screen portion for telephone set, as shown and described herein.


**DESCRIPTION**

FIG. 1 is a front perspective view of a screen portion for telephone set; and,

FIG. 2 is a front orthogonal view of a screen portion for telephone set.

The broken line showings of a telephone in FIGS. 1 and 2 are for illustrative purposes only and form no part of the claimed design.

**1 Claim, 2 Drawing Sheets**






FIG. 1




FIG. 2