



US00D449571B1

(12) **United States Design Patent**
Dumigan et al.

(10) **Patent No.:** **US D449,571 S**

(45) **Date of Patent:** **** Oct. 23, 2001**

(54) **TIRE TREAD**

Ohtsu HS210 Tire, 1999 Tread Design Guide, p. 57. 3/2, Jan. 1999.*

(75) Inventors: **Keith A. Dumigan**, Akron; **William B. Allison**, Cuyahoga Falls, both of OH (US)

* cited by examiner

(73) Assignee: **Bridgestone/Firestone Research, Inc.**, Akron, OH (US)

Primary Examiner—Robert M. Spear

(74) *Attorney, Agent, or Firm*—Michael Sand; Thomas R. Kingsbury; John H. Hornickel

(**) Term: **14 Years**

(21) Appl. No.: **29/118,039**

(22) Filed: **Feb. 3, 2000**

(51) **LOC (7) Cl.** **12-15**

(52) **U.S. Cl.** **D12/147**

(58) **Field of Search** D12/134-152;
152/209.1, 209.9, 209.18, 209.27

(56) **References Cited**

U.S. PATENT DOCUMENTS

D. 279,465	7/1985	Nishio et al.	D12/147
D. 326,073	5/1992	Hayakawa et al.	D12/147
D. 333,288	2/1993	Rogers et al.	D12/146
D. 333,452	2/1993	Crano et al.	D12/146
D. 350,515	9/1994	Hutz	D12/147
D. 368,690	4/1996	Heinen et al.	D12/147
D. 369,132	4/1996	Buresh et al.	D12/147
D. 382,525	8/1997	Manestar	D12/147
D. 388,379	12/1997	Harpes et al.	D12/147

OTHER PUBLICATIONS

Big O Legacy Tour Plus Tire, 1999 Tread Design Guide, p. 14. 2/3, Jan. 1999.*

Lee Turbo Action Radial G/T Tire, 1999 Tread Design Guide, p. 45. 1/4, Jan. 1999.*

(57) **CLAIM**

The ornamental design for a tire tread, as shown and described.

DESCRIPTION

FIG. 1 is a side perspective view of a tire tread showing our new design, it being understood that the tread pattern is repeated throughout the circumference of the tire tread, the opposite side being the same as that shown;


FIG. 2 is a front elevational view thereof;

FIG. 3 is a side elevational view of the right side thereof, the opposite side being identical thereto; and,

FIG. 4 is an enlarged fragmentary front elevational view thereof.

The dark stippled surface shading represents the recessed portion of the tread grooves, having a depth as best shown in FIG. 2; the broken lines defining the tire sidewall and inner bead and the peripheral boundary between the tire tread and sidewall are for illustrative purposes only and form no part of the claimed design.

1 Claim, 4 Drawing Sheets



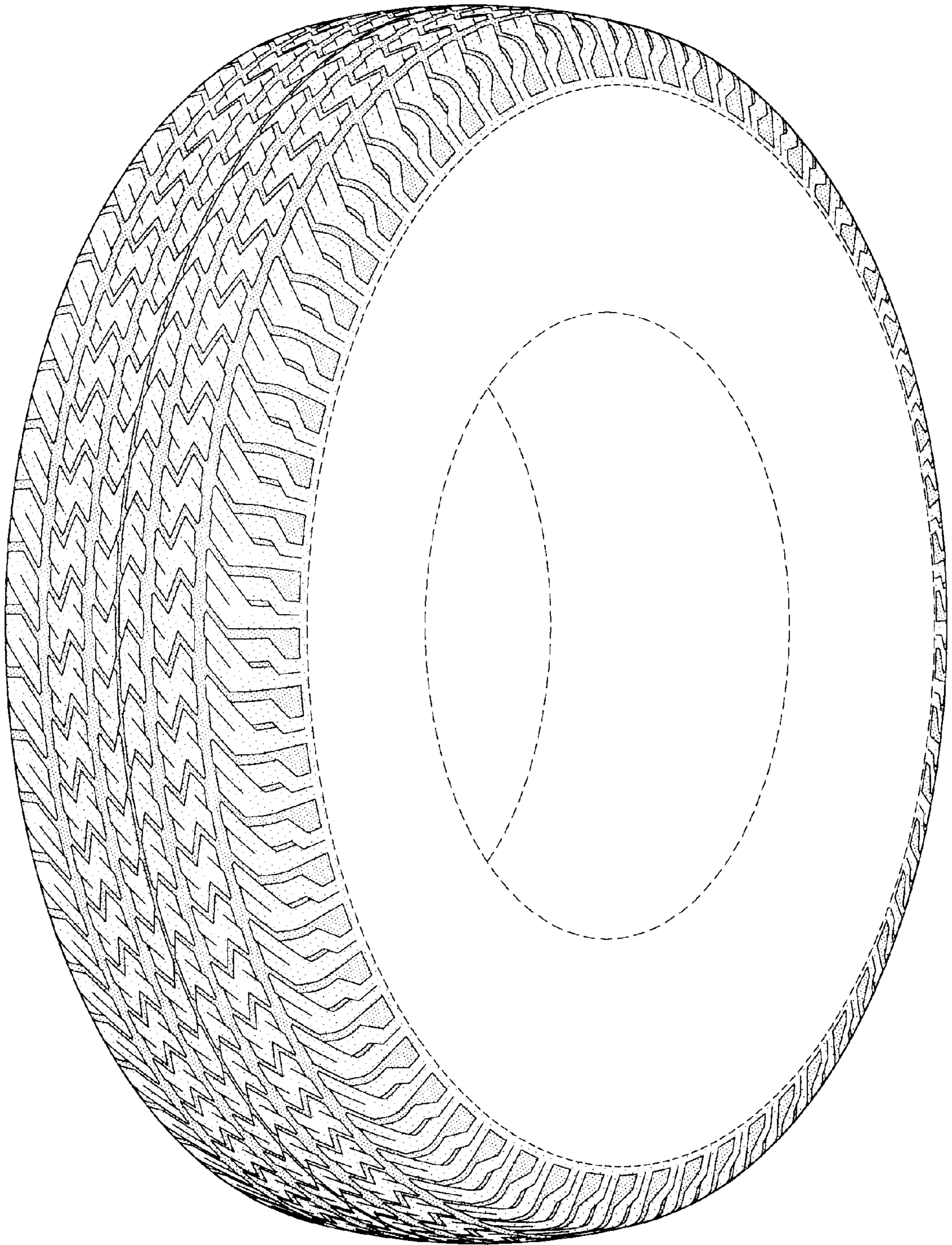


FIG-1

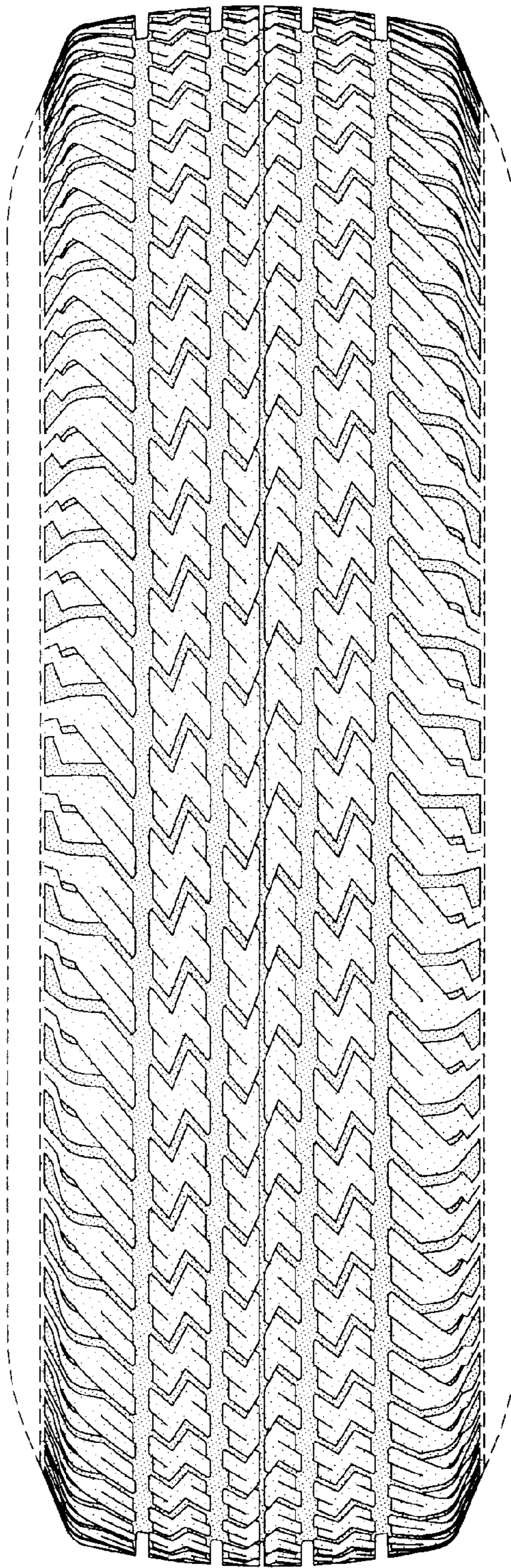


FIG-2




FIG-3




FIG-4