



US00D449565B1

(12) **United States Design Patent**
Royle

(10) **Patent No.:** **US D449,565 S**

(45) **Date of Patent:** **** Oct. 23, 2001**

(54) **AMPHIBIOUS VEHICLE**

(75) **Inventor:** **David A. C. Royle**, Gainford Nr
Darlington Co Durham (GB)

(73) **Assignee:** **Covelink Marine Ltd.**, Co Durham
(GB)

(**) **Term:** **14 Years**

(21) **Appl. No.:** **29/131,244**

(22) **Filed:** **Oct. 20, 2000**

(30) **Foreign Application Priority Data**

Apr. 20, 2000 (GB) 2092338

(51) **LOC (7) Cl.** **12-14**

(52) **U.S. Cl.** **D12/3**

(58) **Field of Search** D12/1, 3, 300,
D12/315; 180/89.1, 182, 333, 9.1, 6.48;
296/185; 280/829; 114/270

(56) **References Cited**

U.S. PATENT DOCUMENTS

- D. 198,554 * 6/1964 Gale D12/3
- D. 218,886 * 10/1970 Plessinger D12/3
- D. 231,203 * 4/1974 Ow D12/3
- D. 265,646 * 8/1982 Fortier D12/315 X

- D. 305,414 * 1/1990 Costello D12/3
- D. 334,376 * 3/1993 McNeir D12/315
- D. 356,056 * 3/1995 Wardavoir D12/3
- D. 387,325 * 12/1997 Deveau D12/315
- D. 388,761 * 1/1998 Wilkinson D12/315
- D. 391,896 * 3/1998 Albertson D12/1
- 3,765,368 * 10/1973 Asbeck 180/182 X
- 3,771,615 * 11/1973 Rieli 180/182

* cited by examiner

Primary Examiner—Stacia Cadmus

(74) *Attorney, Agent, or Firm*—William H. Holt

(57) **CLAIM**

The ornamental design for an amphibious vehicle, as shown and described.

DESCRIPTION

FIG. 1 is a front elevational view of an amphibious vehicle showing my new design;
 FIG. 2 is a rear elevational view thereof;
 FIG. 3 is a bottom plan view thereof;
 FIG. 4 is a top plan view thereof;
 FIG. 5 is a right side elevational view thereof; and,
 FIG. 6 is a right side view thereof, with the wheels shown in raised position.

1 Claim, 3 Drawing Sheets

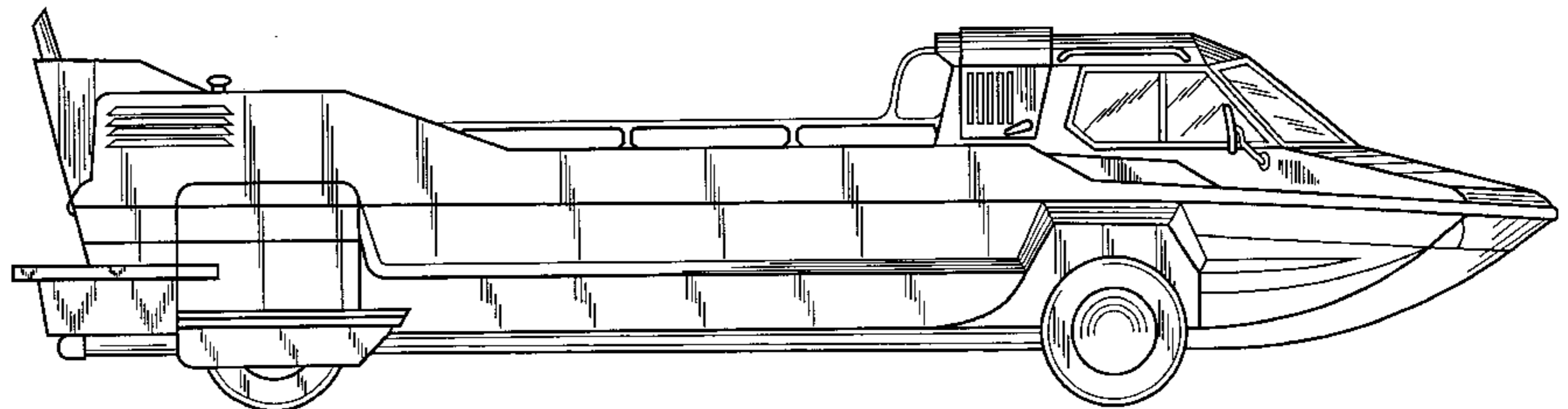
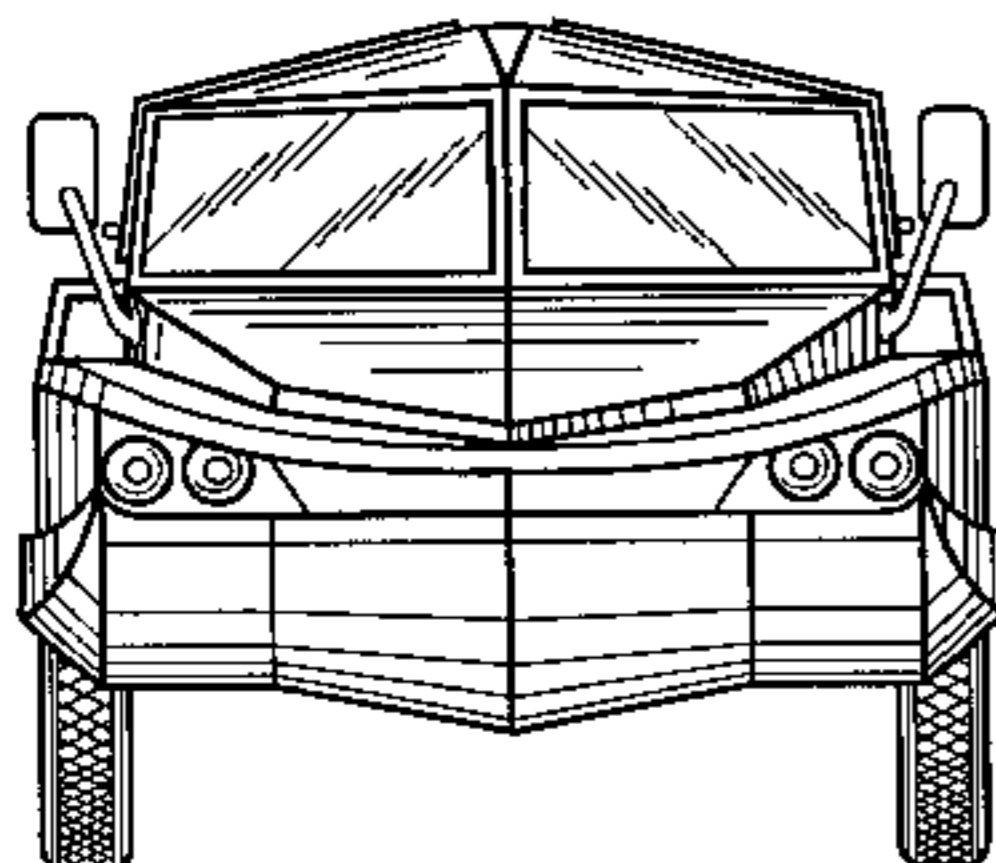


FIG. 1

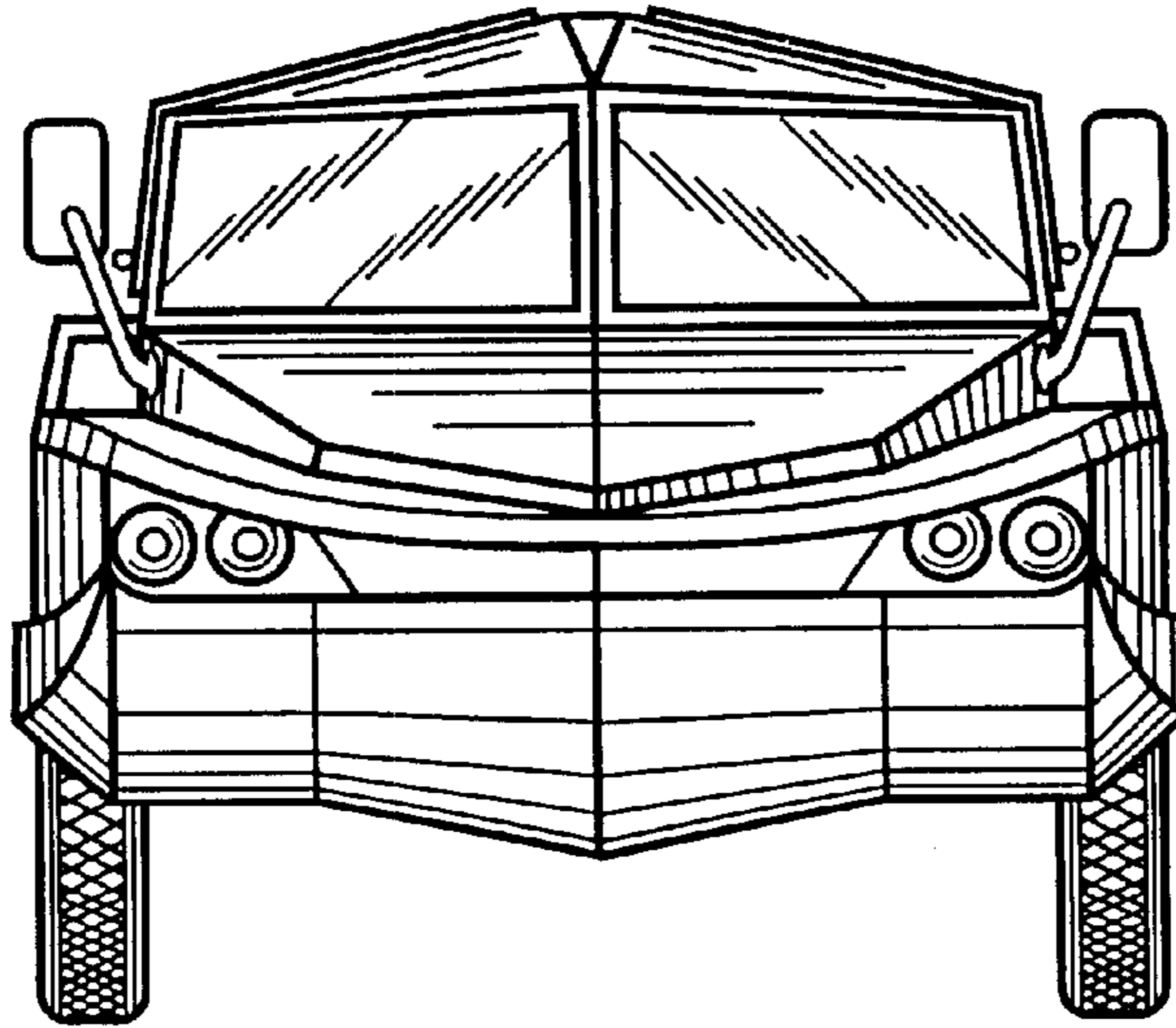


FIG. 2

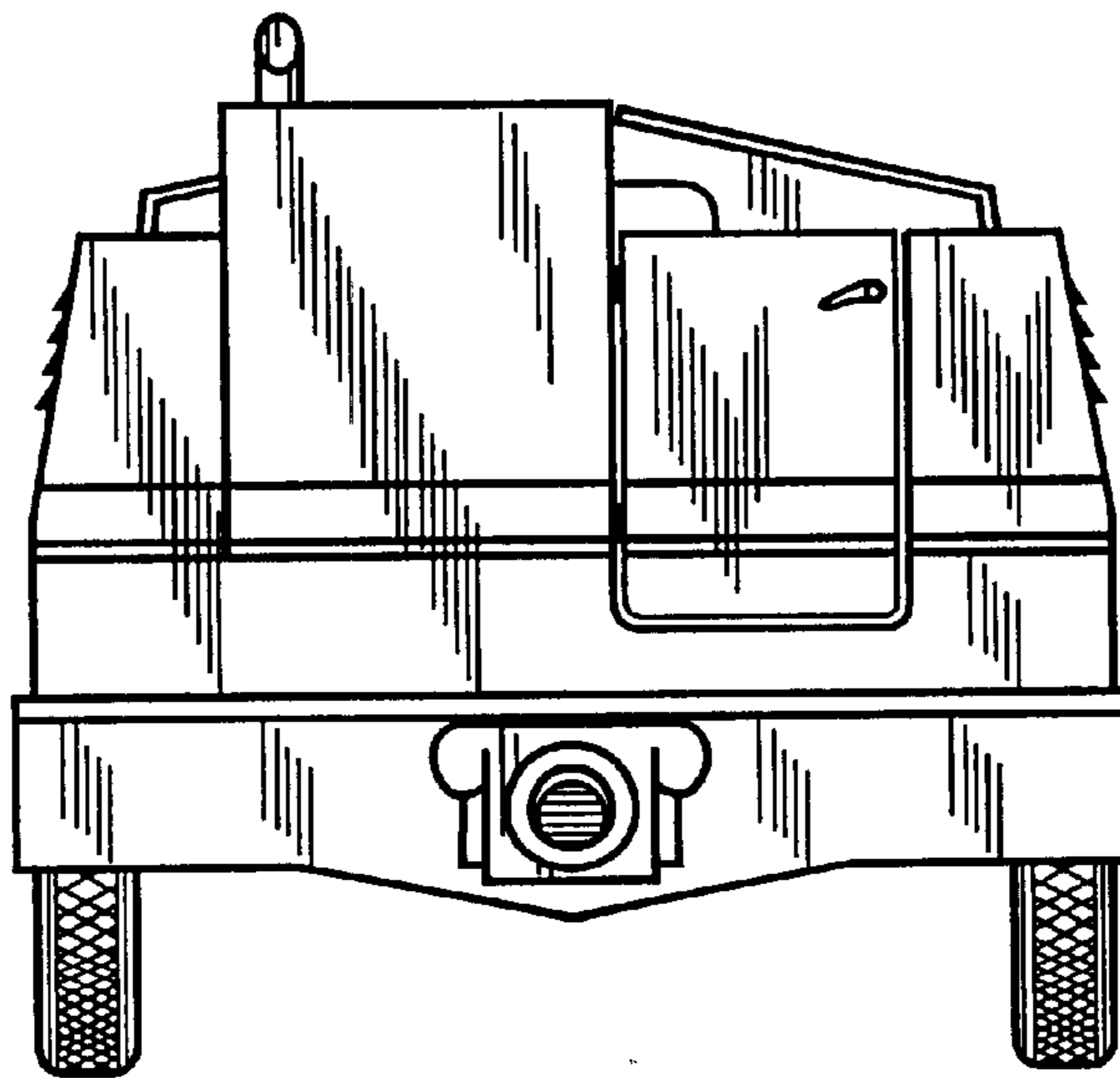


FIG. 4

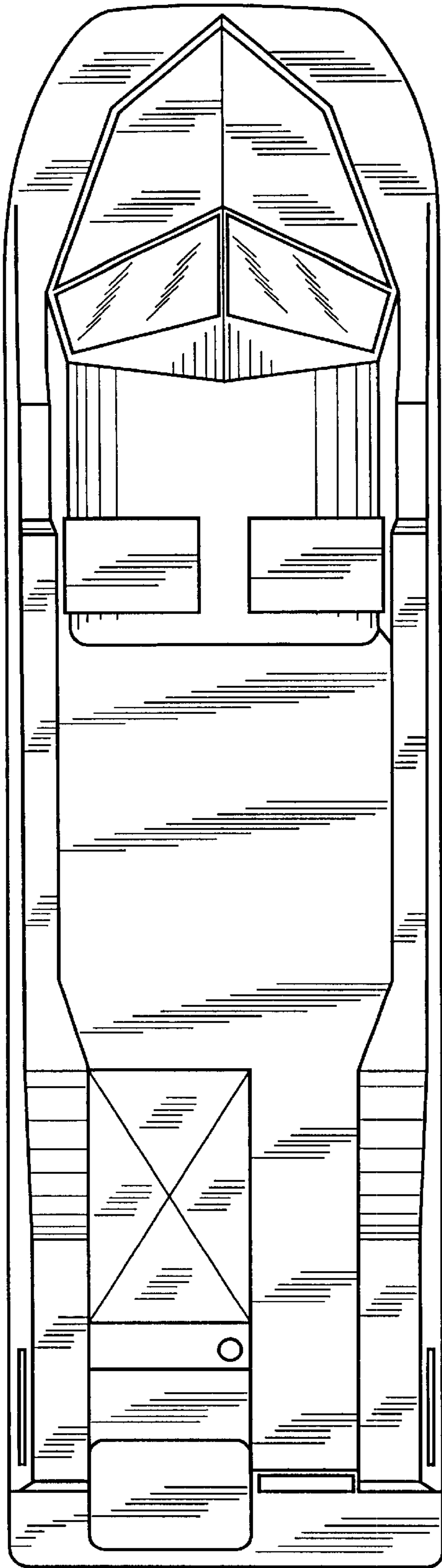


FIG. 3

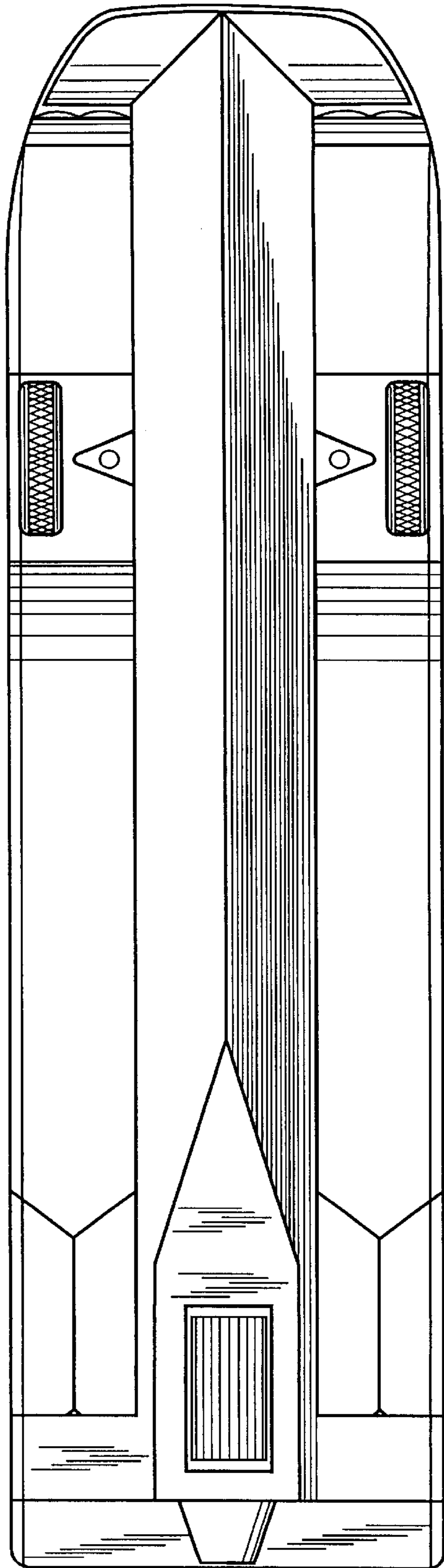


FIG. 5

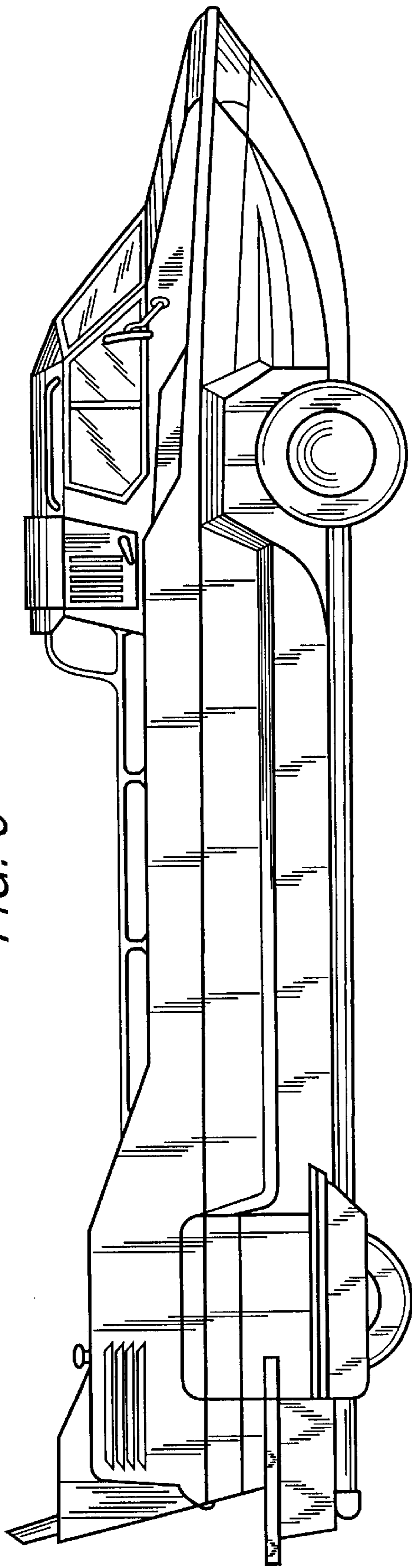


FIG. 6

