



US00D449561B1

(12) **United States Design Patent**  
**Krieger**

(10) **Patent No.:** **US D449,561 S**

(45) **Date of Patent:** **\*\* Oct. 23, 2001**

(54) **ORNAMENTAL WISHBONE**

(75) **Inventor:** **Rory Farlan Krieger**, 15 Paramount Pkwy., Lakewood, CO (US) 80215

(73) **Assignee:** **Rory Farlan Krieger**, Lakewood, CO (US)

(\*\*) **Term:** **14 Years**

(21) **Appl. No.:** **29/133,960**

(22) **Filed:** **Dec. 12, 2000**

(51) **LOC (7) Cl.** ..... **11-02**

(52) **U.S. Cl.** ..... **D11/157**

(58) **Field of Search** ..... D11/157; D28/55; 273/138 R, 139; 426/104

(56) **References Cited**

**U.S. PATENT DOCUMENTS**

- D. 225,415 \* 12/1972 Baughan ..... D11/157
- D. 322,044 \* 12/1991 Marsar et al. .... D11/157

- D. 394,414 \* 5/1998 Catalano ..... D11/157
- D. 427,939 \* 7/2000 Bartol ..... D11/157
- D. 430,818 \* 9/2000 Young ..... D11/157
- 4,886,270 \* 12/1989 Arenson ..... 273/139

\* cited by examiner

*Primary Examiner*—Dominic Simone

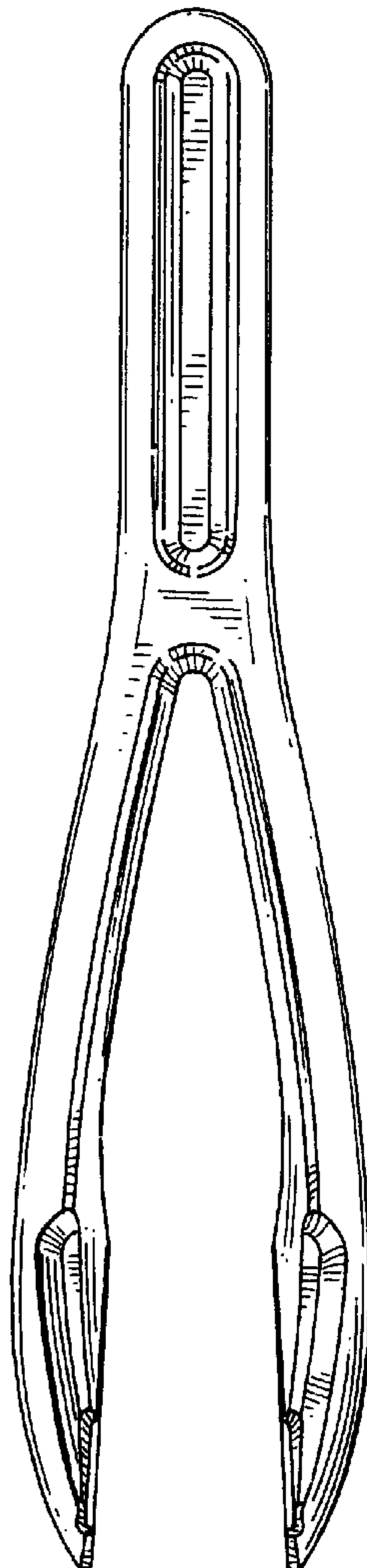
(57) **CLAIM**

The ornamental design for a the ornamental design of an ornamental wishbone, as shown.

**DESCRIPTION**

FIG. 1 is a top plan view of an ornamental wishbone showing my new design;  
 FIG. 2 is a bottom plan view thereof;  
 FIG. 3 is a side elevational view thereof;  
 FIG. 4 is a front elevational view thereof;  
 FIG. 5 is a rear elevational view thereof; and,  
 FIG. 6 is top, left, front perspective view thereof.

**1 Claim, 1 Drawing Sheet**



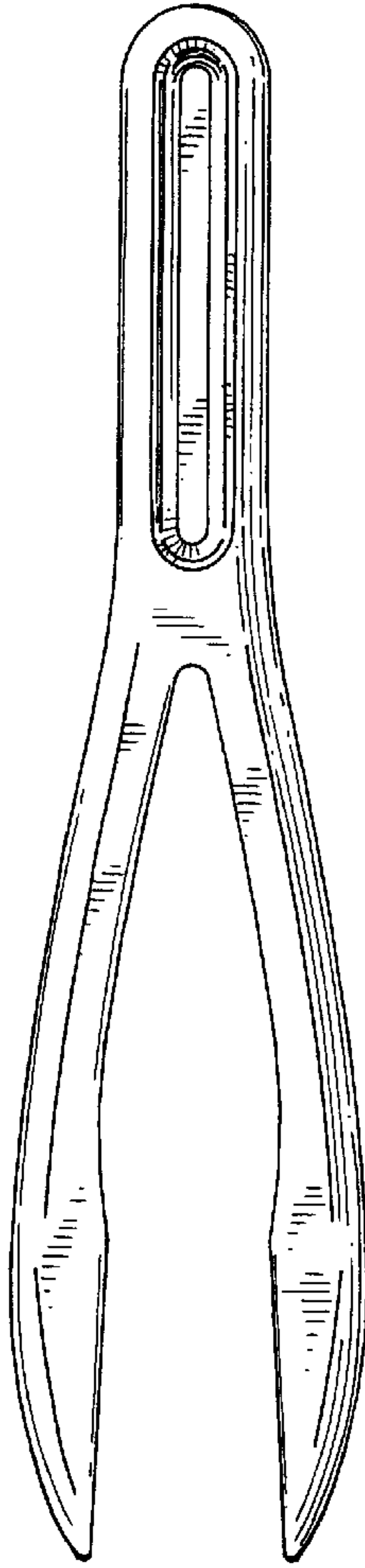


FIG. 2

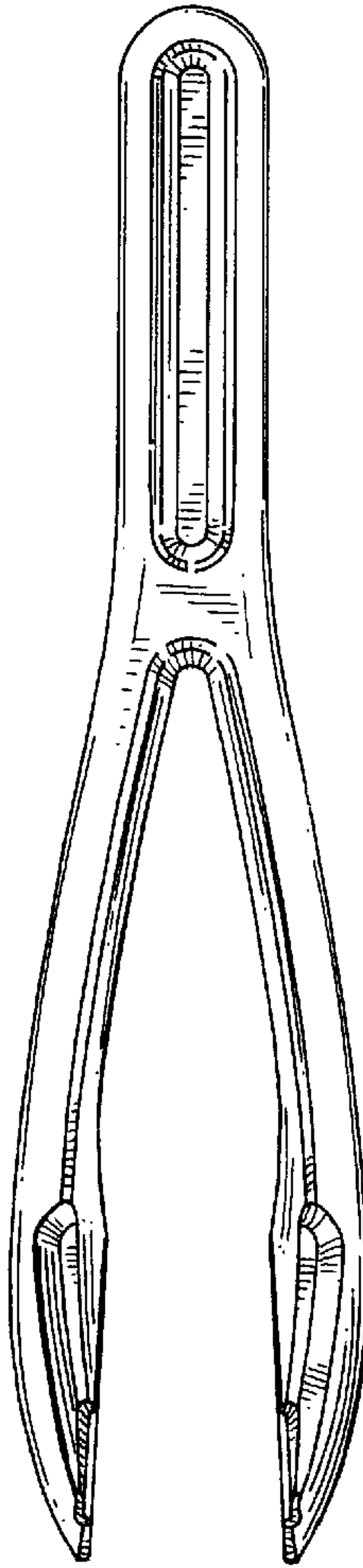


FIG. 1



FIG. 3



FIG. 4



FIG. 5

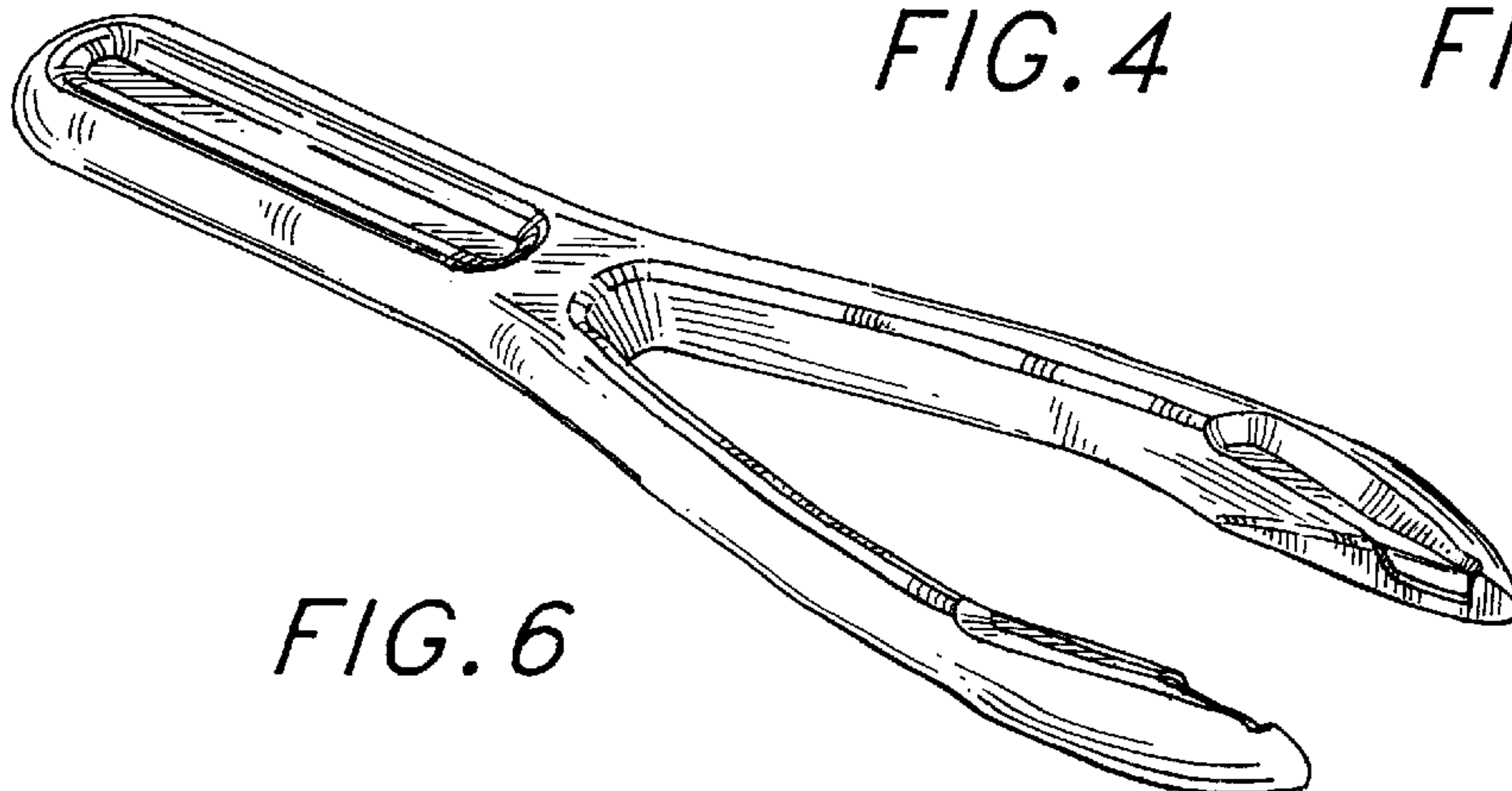


FIG. 6

UNITED STATES PATENT AND TRADEMARK OFFICE  
**CERTIFICATE OF CORRECTION**

PATENT NO. : Des 449,561 S  
DATED : October 23, 2001  
INVENTOR(S) : Rory Farlan Krieger

Page 1 of 2

It is certified that error appears in the above-identified patent and that said Letters Patent is hereby corrected as shown below:

Drawings.

Delete the Sheet of Drawings and substitute therefor the Sheet of Drawings showing the correct image of FIG. 6, as shown on the attached page.

Signed and Sealed this

Thirtieth Day of April, 2002

Attest:



Attesting Officer

JAMES E. ROGAN  
Director of the United States Patent and Trademark Office

U.S. Patent

Oct. 23, 2001

Des449,561S

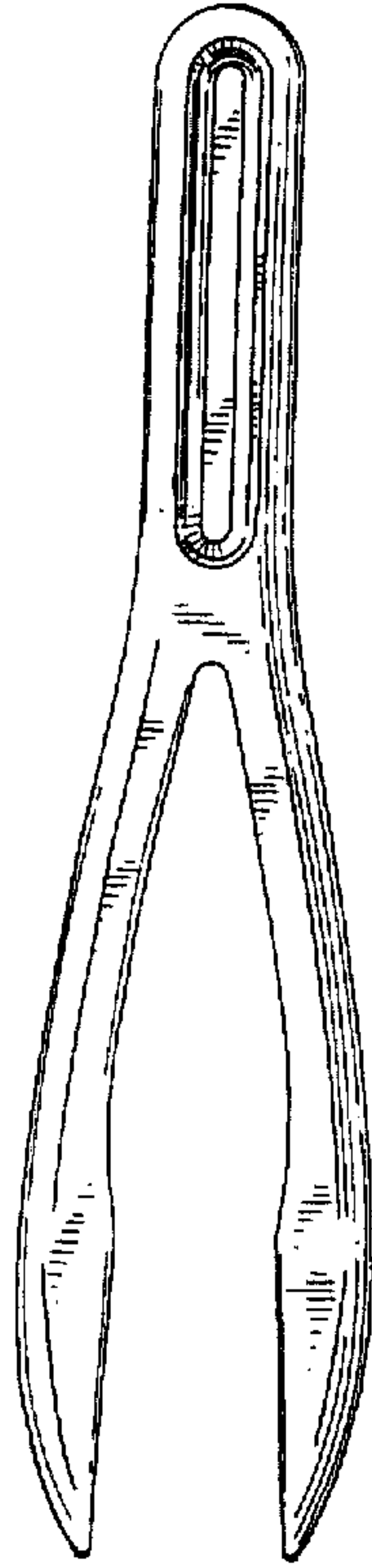


FIG. 2

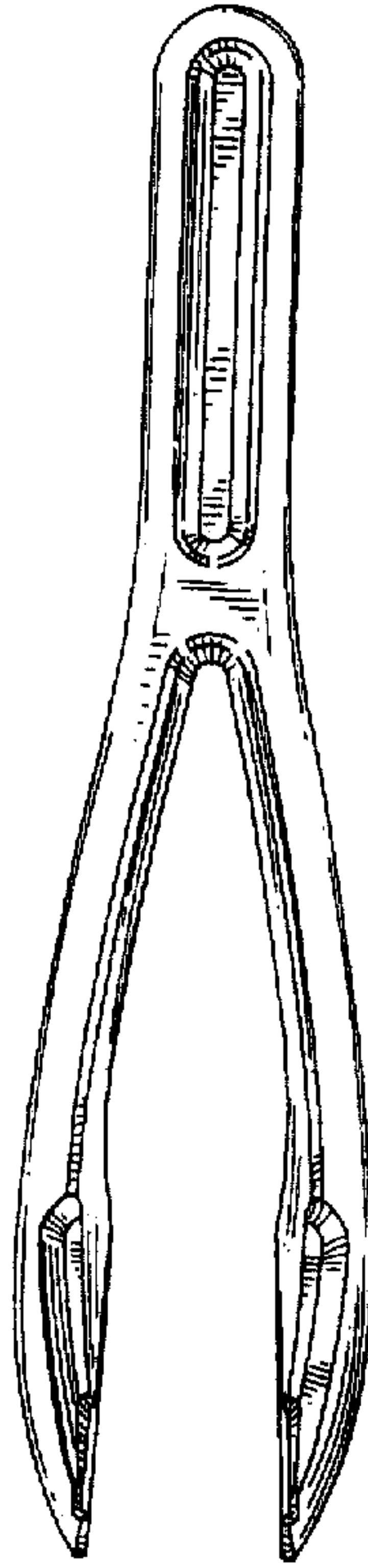


FIG. 1



FIG. 3



FIG. 4



FIG. 5

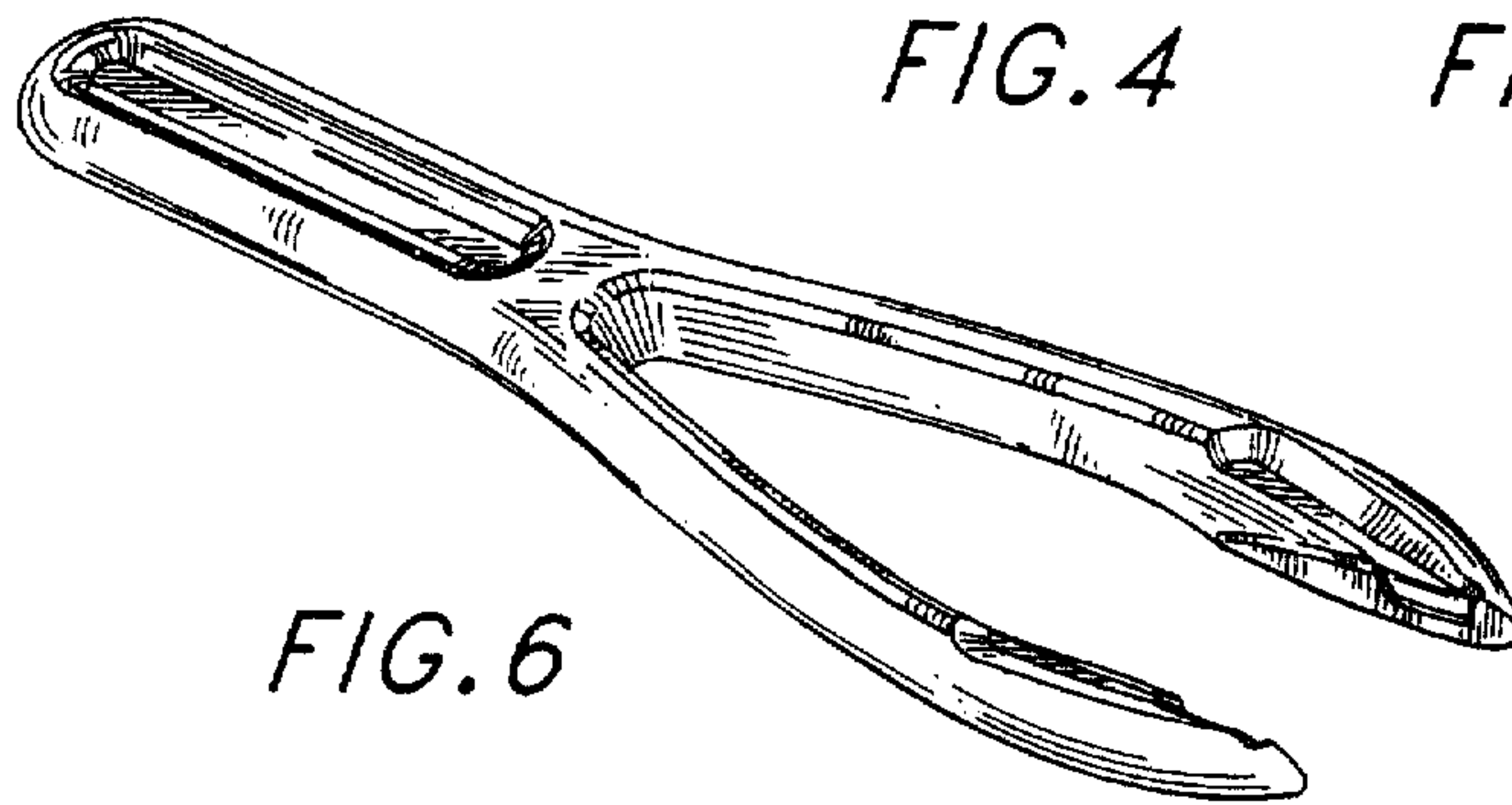


FIG. 6