



US00D449557B2

(12) **United States Design Patent**  
**Smith**

(10) **Patent No.:** **US D449,557 S**

(45) **Date of Patent:** **\*\* Oct. 23, 2001**

(54) **EMBLEM**

(76) **Inventor:** **Jonathan Smith**, 52 Lobelia Ave.,  
Browns Mills, NJ (US) 08015

(\*\*) **Term:** **14 Years**

(21) **Appl. No.:** **29/136,274**

(22) **Filed:** **Jan. 26, 2001**

(51) **LOC (7) Cl.** ..... **11-01**

(52) **U.S. Cl.** ..... **D11/61**

(58) **Field of Search** ..... D11/116, 61, 57,  
D11/94-97, 99, 115, 79, 81, 46, 67-68,  
230, 707, 200-204, 206-207, 213, 222-223;  
63/13, 14.1, 18, 33; D3/210, 211

(56) **References Cited**

**U.S. PATENT DOCUMENTS**

D. 100,829 \* 8/1936 Pollack ..... D11/61  
D. 235,913 \* 7/1975 Cipullo ..... D11/81

D. 264,767 \* 6/1982 Spreter ..... D11/230  
D. 327,030 \* 6/1992 Young ..... D11/61  
3,381,495 \* 5/1968 Emerson ..... 63/33

\* cited by examiner

*Primary Examiner*—Ralf Seifert

(74) *Attorney, Agent, or Firm*—Goldstein Law Offices P.C

(57) **CLAIM**

The ornamental design for an emblem, as shown and described.

**DESCRIPTION**

FIG. 1 is a front elevational view of an emblem.

FIG. 2 is a rear elevational view thereof.

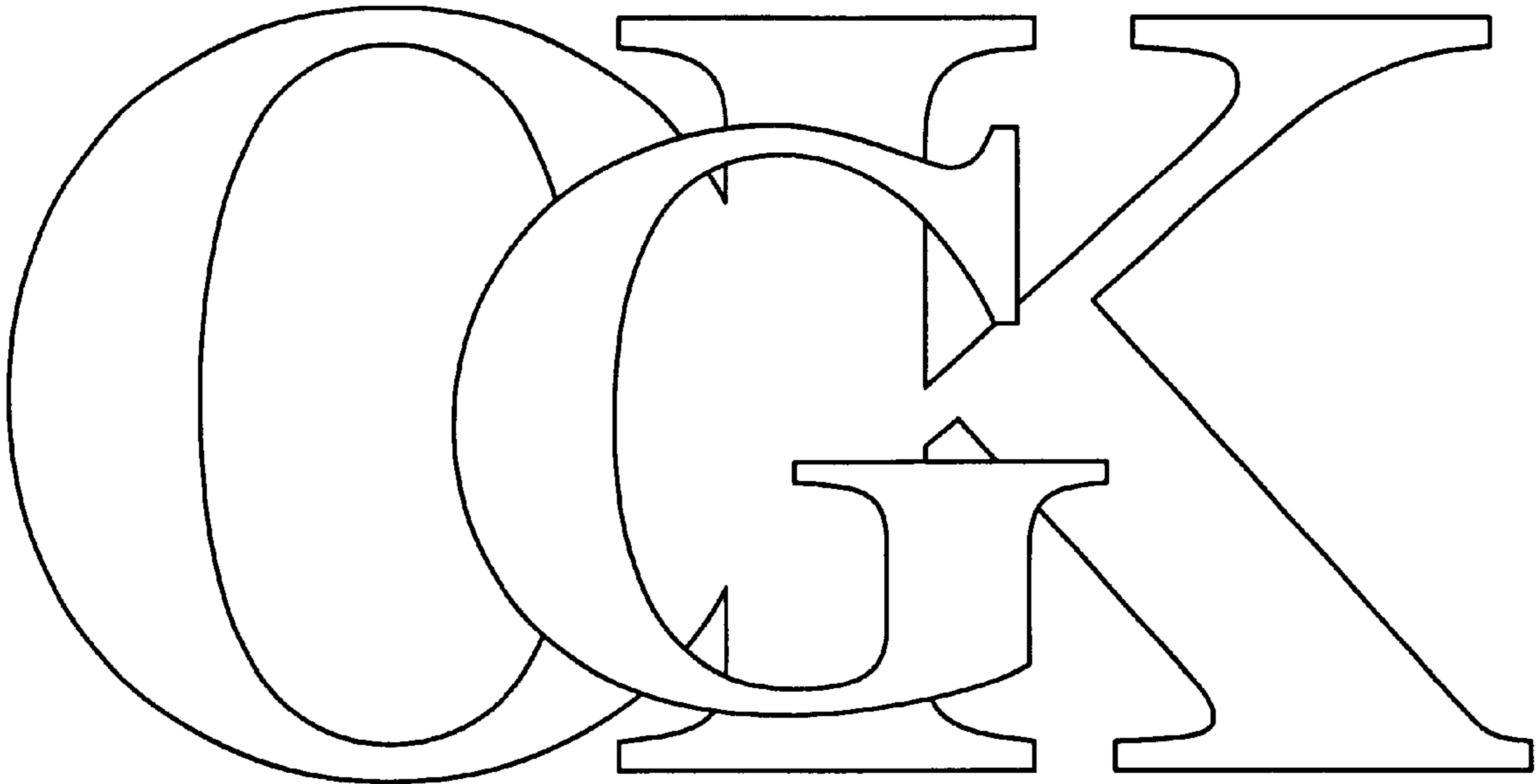
FIG. 3 is a top plan view thereof.

FIG. 4 is a bottom plan view thereof.

FIG. 5 is a right side elevational view of the emblem; and,

FIG. 6 is a left side elevational view thereof.

**1 Claim, 2 Drawing Sheets**



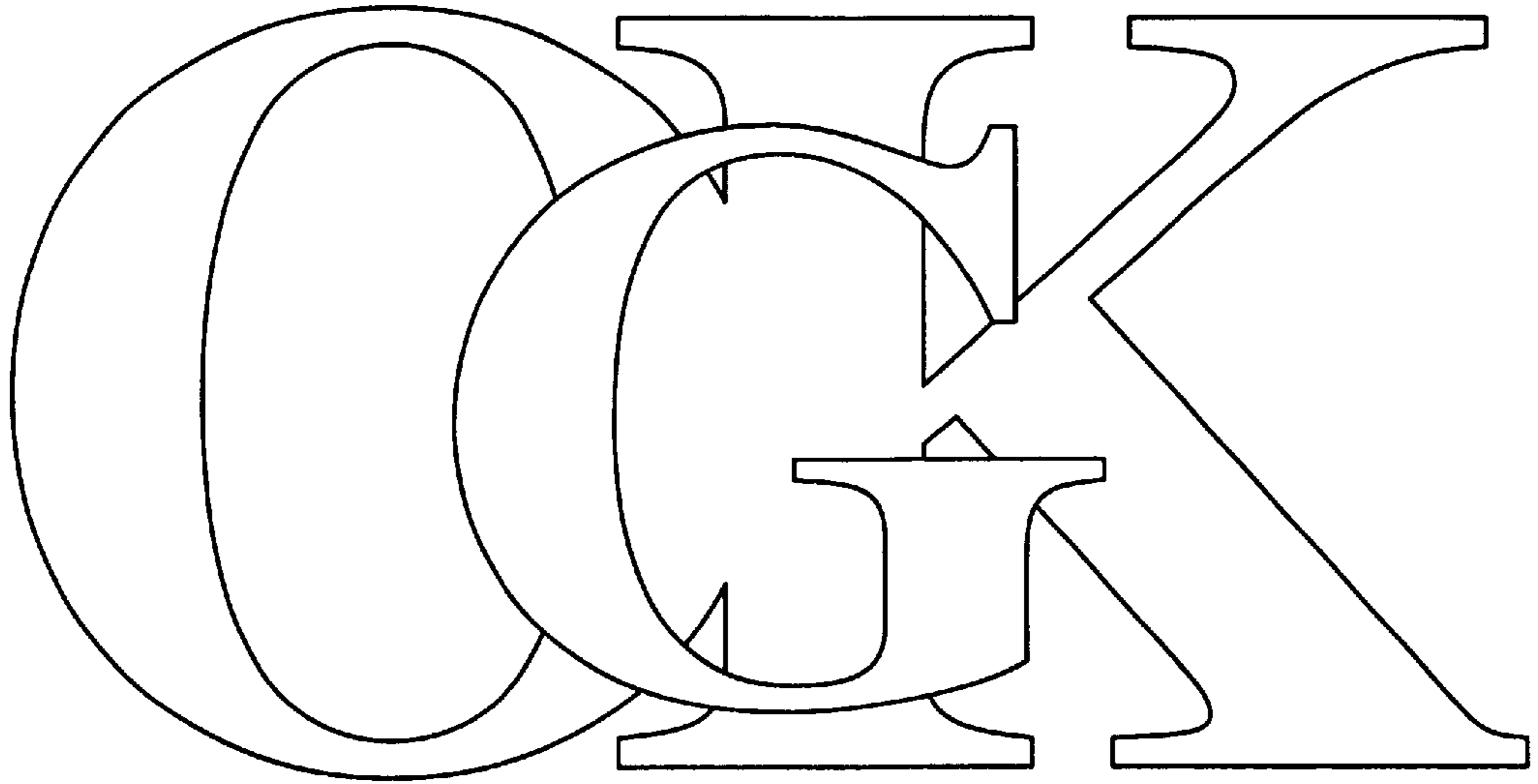


Fig. 1

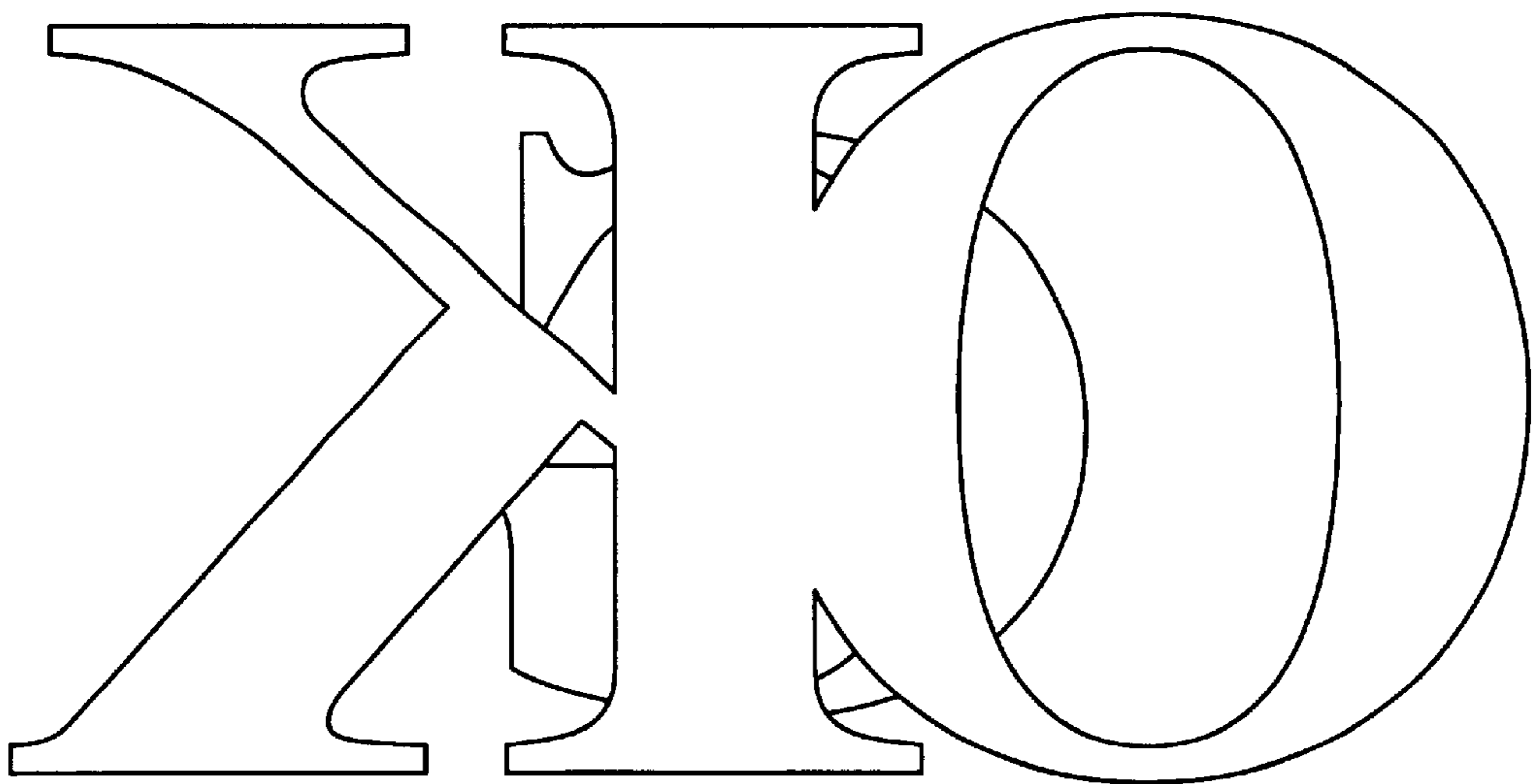


Fig. 2




Fig. 3



Fig. 4

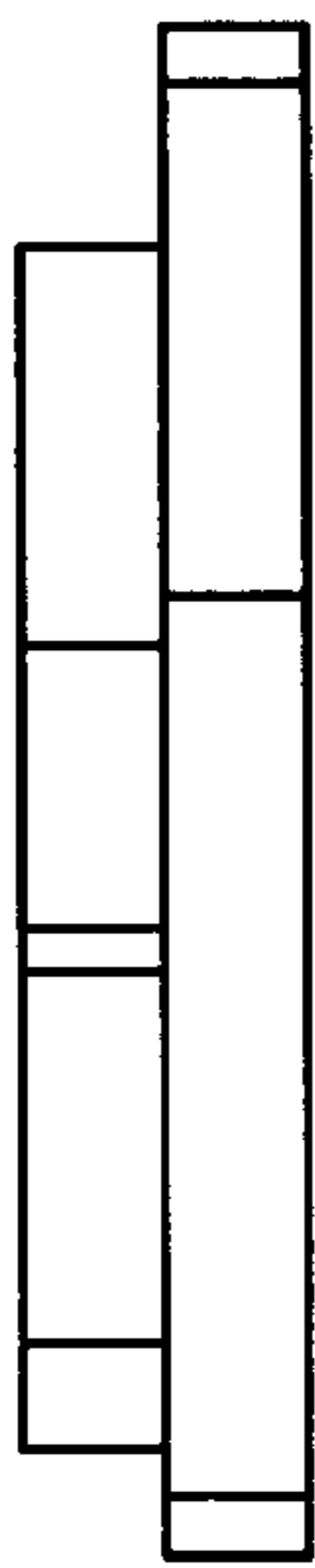


Fig. 5




Fig. 6