



US00D449556B1

(12) **United States Design Patent**
Pasquetti

(10) **Patent No.:** **US D449,556 S**

(45) **Date of Patent:** **** Oct. 23, 2001**

(54) **RING**
(75) **Inventor:** **Ornella Pasquetti, Milan (IT)**
(73) **Assignee:** **S.A. Ancienne Fabrique Georges Piaget & Cie, La Cote-aux-Fees (CH)**
(**) **Term:** **14 Years**

1,972,128 * 9/1934 Bobbroff 63/15
2,812,604 * 11/1957 Nelson D11/26
3,982,489 * 9/1976 Flatau et al. D11/26
4,226,094 * 10/1980 Wolpoff 63/15.4

* cited by examiner

Primary Examiner—Cathy Anne MacCormac
(74) *Attorney, Agent, or Firm*—Young & Thompson

(21) **Appl. No.:** **29/131,704**
(22) **Filed:** **Oct. 27, 2000**

(57) **CLAIM**

The ornamental design for a ring, as shown and described.

(30) **Foreign Application Priority Data**
May 24, 2000 (XH) DMA/004 912
(51) **LOC (7) Cl.** **11-01**
(52) **U.S. Cl.** **D11/26**
(58) **Field of Search** D11/26-39, 1-5;
63/15, 15.1, 15.2, 15.3, 15.4, 15.45, 15.5,
15.6, 15.65, 15.7, 15.8, 15.9, 26-28, 1-5

DESCRIPTION

FIG. 1 is a perspective view thereof;
FIG. 2 is a top view thereof;
FIG. 3 is a view from the top of FIG. 2;
FIG. 4 is a view from the bottom of FIG. 2;
FIG. 5 is a side view from the right of FIG. 2;
FIG. 6 is a side view from the left of FIG. 2;
FIG. 7 is a bottom view thereof;
FIG. 8 is a perspective view of the ring in an alternate position;
FIG. 9 is a top view of FIG. 8;
FIG. 10 is a view from the top of FIG. 9;
FIG. 11 is a view from the bottom of FIG. 9;
FIG. 12 is a side view from the left of FIG. 9;
FIG. 13 is a side view from the right of FIG. 9; and,
FIG. 14 is a bottom view of FIG. 8.

(56) **References Cited**
U.S. PATENT DOCUMENTS
D. 262,199 * 12/1981 Bogner et al. D11/38
D. 302,954 * 8/1989 Goldman et al. D11/38
D. 424,965 * 5/2000 Gueit D11/26
D. 439,189 * 3/2001 Gueit D11/26
D. 440,180 * 4/2001 Giesen D11/26
1,656,807 * 1/1928 Zindel 63/15.4

1 Claim, 1 Drawing Sheet



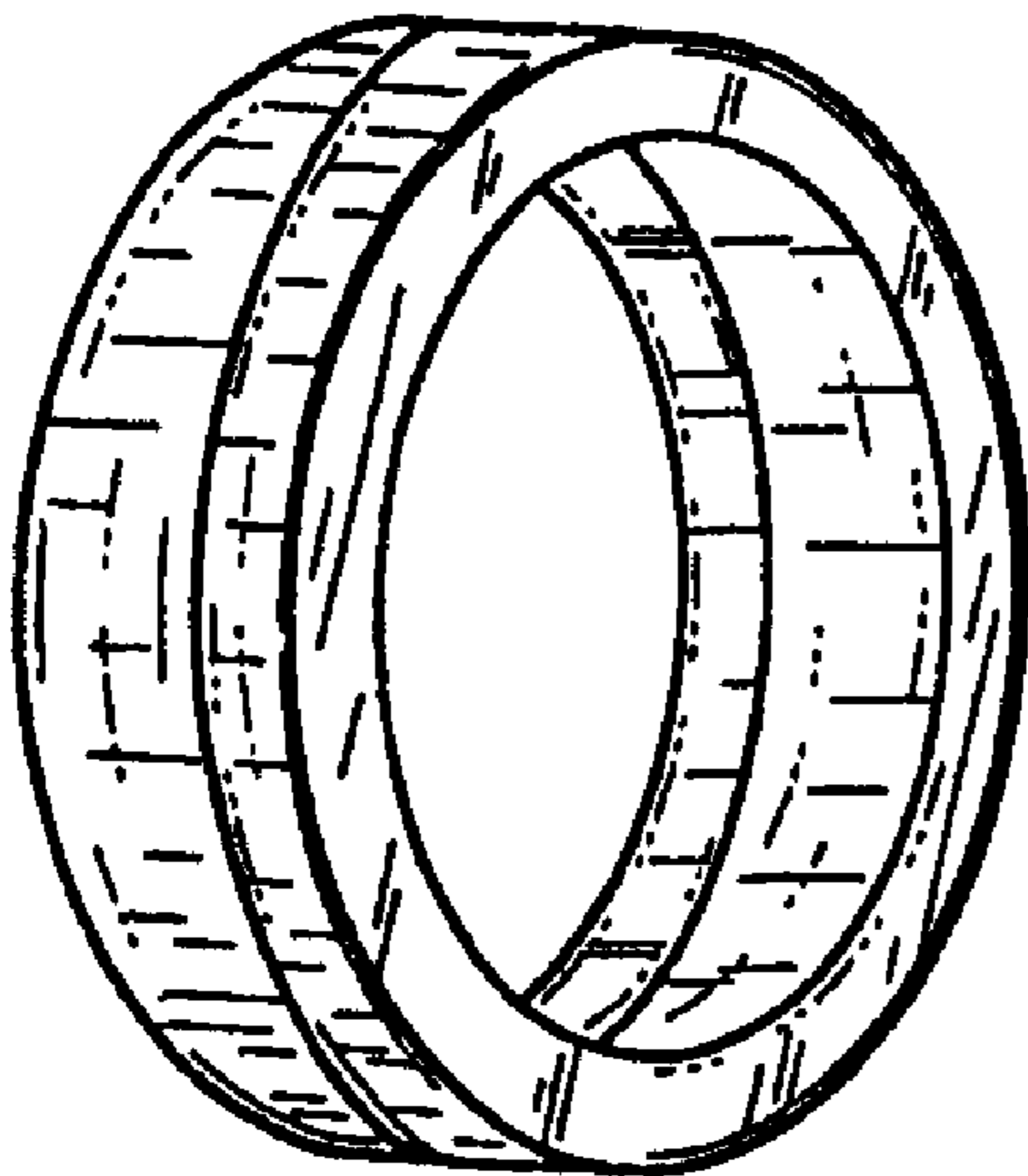


FIG. 1

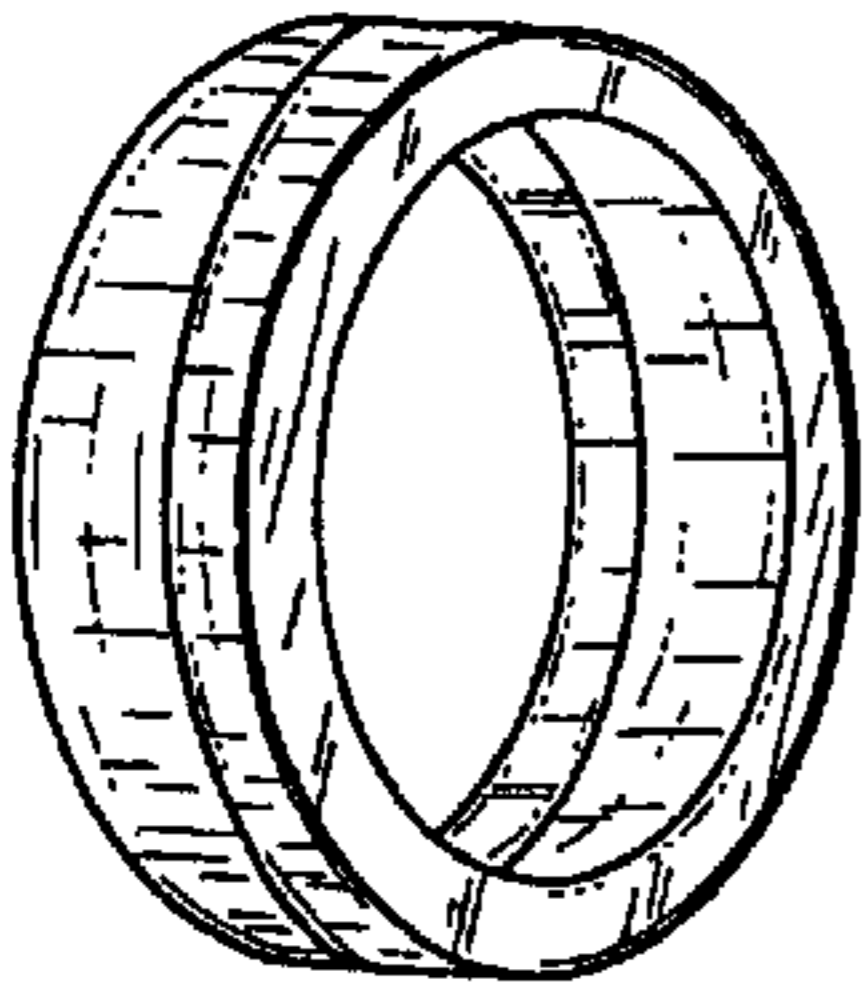


FIG. 2

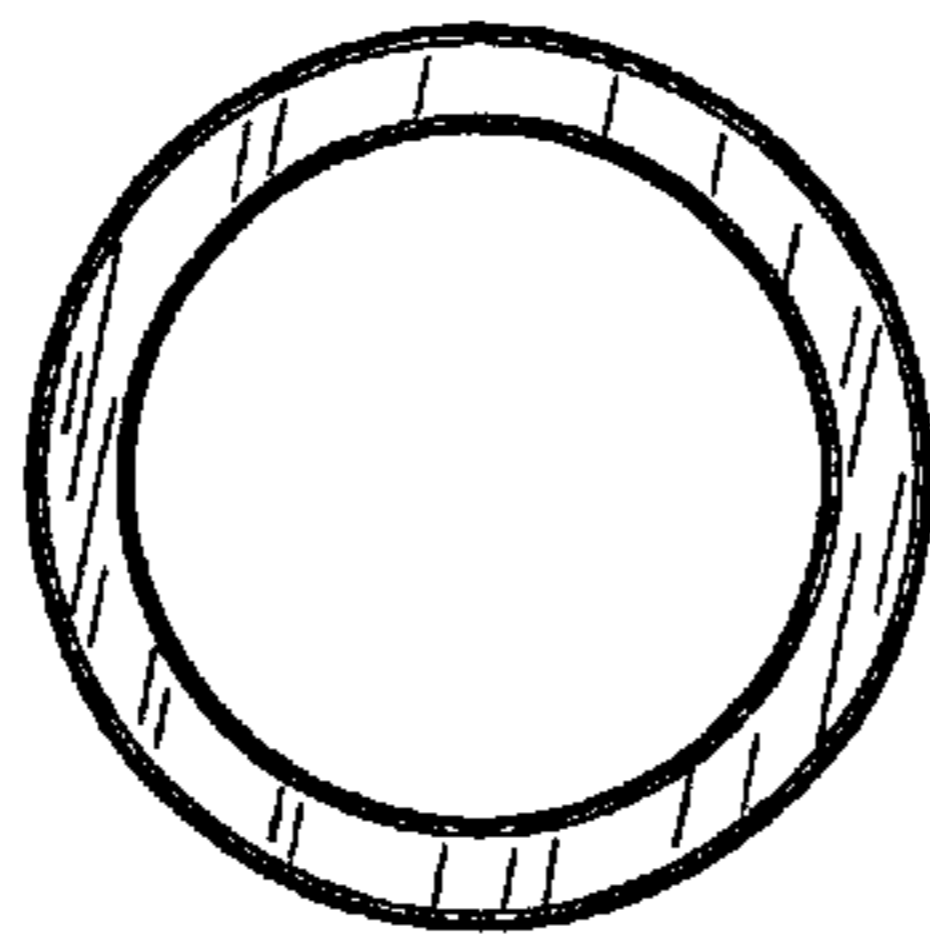


FIG. 3

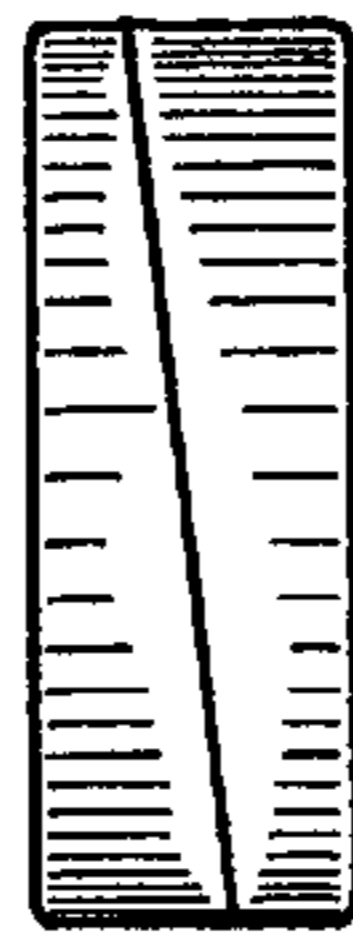


FIG. 4



FIG. 5



FIG. 6

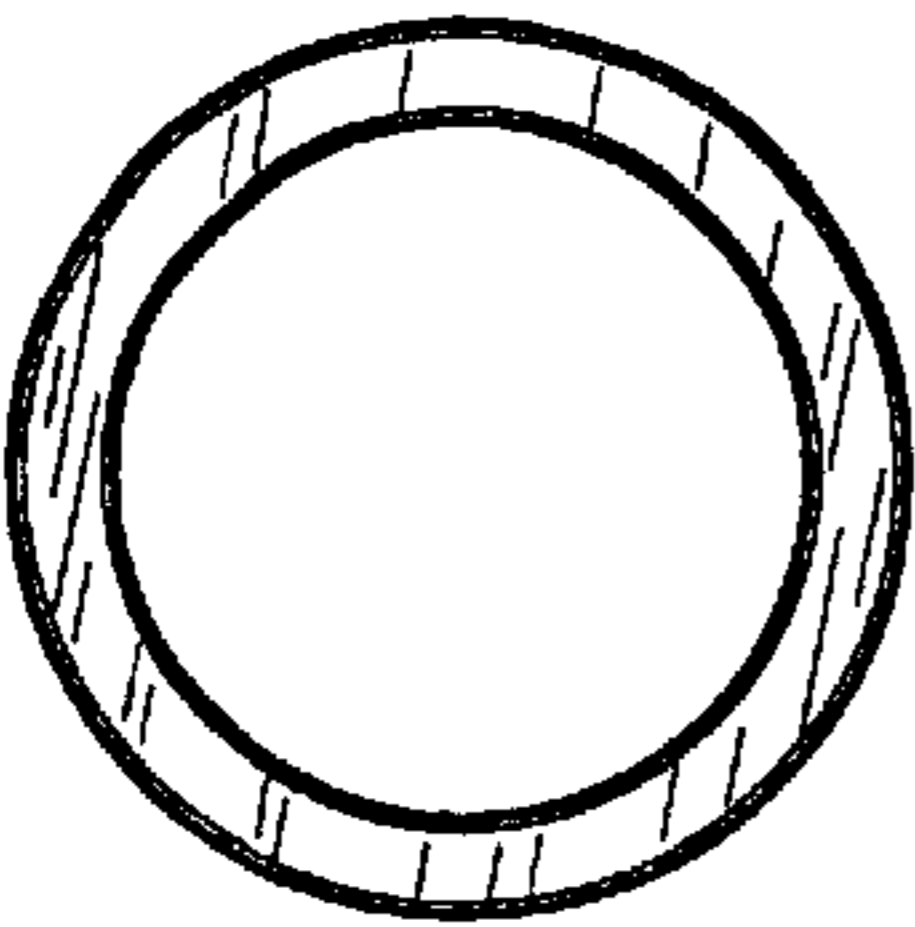


FIG.
7

FIG.
9

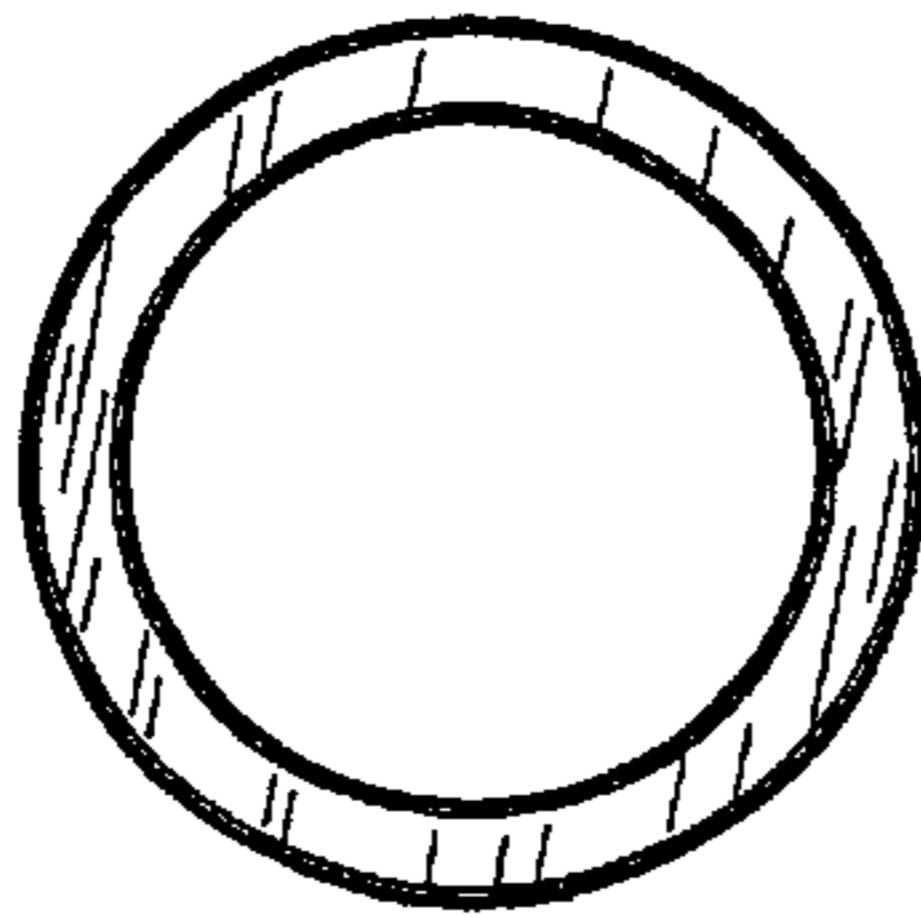


FIG.
10

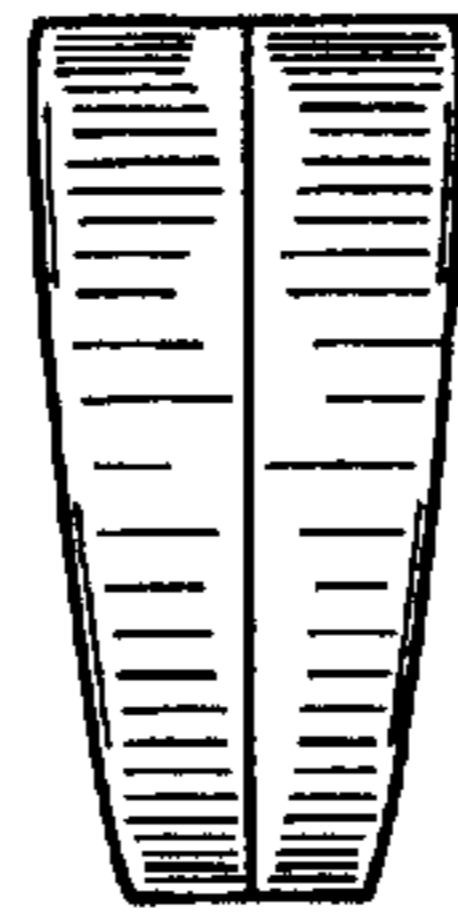


FIG.
11

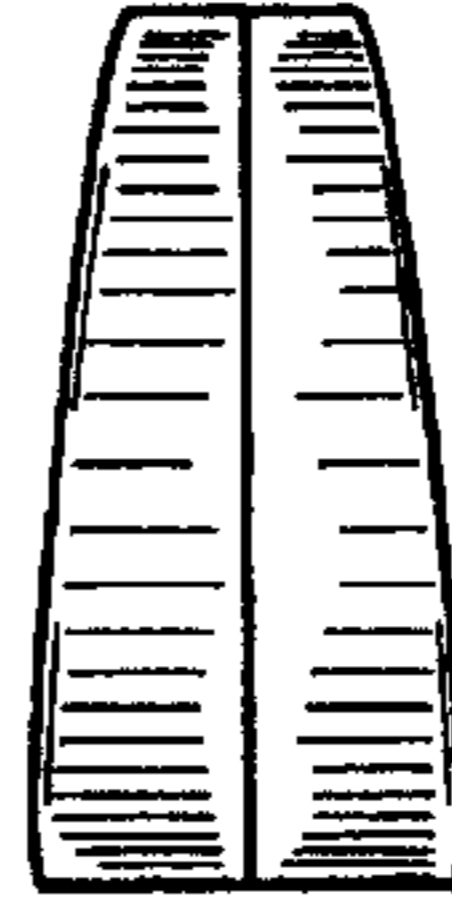


FIG.
12



FIG.
13

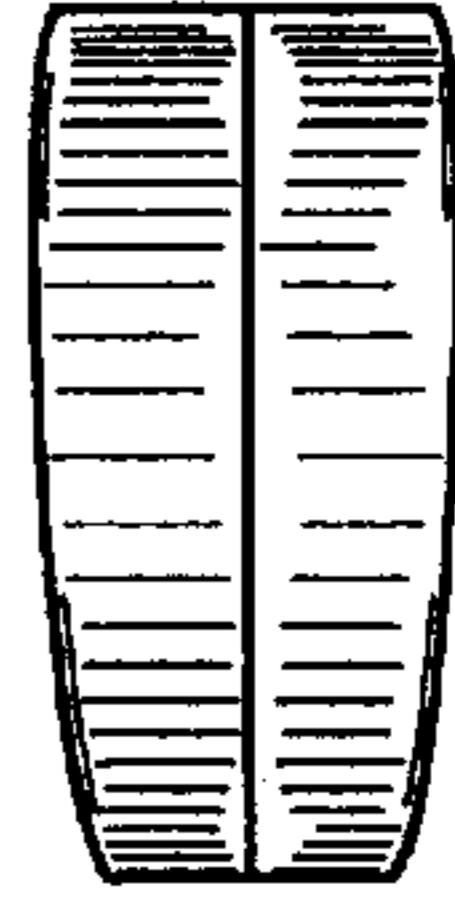


FIG.
8

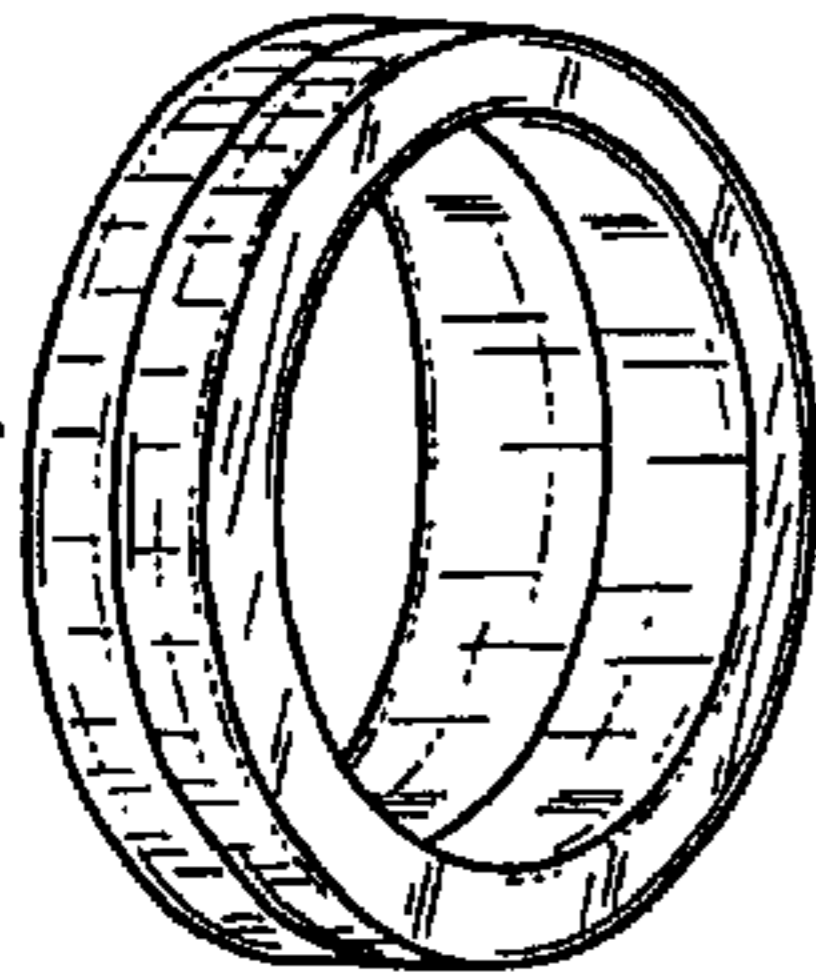


FIG.
14

