



US00D449555B1

(12) **United States Design Patent**
Matsuda et al.

(10) **Patent No.:** **US D449,555 S**

(45) **Date of Patent:** **** Oct. 23, 2001**

(54) **PROTECTOR FOR A WRIST WATCH**

(75) Inventors: **Takao Matsuda**, Fussa; **Tatsumi Anno**, Akishima, both of (JP)

(73) Assignee: **Casio Keisanki Kabushiki Kaisha**, Tokyo (JP)

(**) Term: **14 Years**

(21) Appl. No.: **29/124,480**

(22) Filed: **Jun. 6, 2000**

(51) **LOC (7) Cl.** **10-07**

(52) **U.S. Cl.** **D10/132**

(58) **Field of Search** D10/1-40, 122-132;
368/286-293

(56) **References Cited**

U.S. PATENT DOCUMENTS

D. 415,434	*	10/1999	Matsuda	D10/30
D. 417,627	*	12/1999	Spandrio et al.	D10/38
D. 435,221	*	12/2000	Nikaido et al.	D10/30
D. 441,662	*	5/2001	Matsuda et al.	D10/30

* cited by examiner

Primary Examiner—Nelson C. Holtje

(74) *Attorney, Agent, or Firm*—Frishauf, Holtz, Goodman, Langer & Chick, P.C.

(57) **CLAIM**

The ornamental design for a protector for a wrist watch, as shown and described.

DESCRIPTION

FIG. 1 is a top plan view of a protector for a wrist watch showing our new design;

FIG. 2 is a front elevational view thereof;

FIG. 3 is a rear elevational view thereof;

FIG. 4 is a bottom plan view thereof;

FIG. 5 is a right side elevational view thereof;

FIG. 6 is a left side elevational view thereof;

FIG. 7 is a front, top and left side perspective view thereof; and,

FIG. 8 is a reference view of two of the designs showing the state of use thereof, the broken-line showing of a watch being environmental only and forming no part of the claimed design.

1 Claim, 3 Drawing Sheets

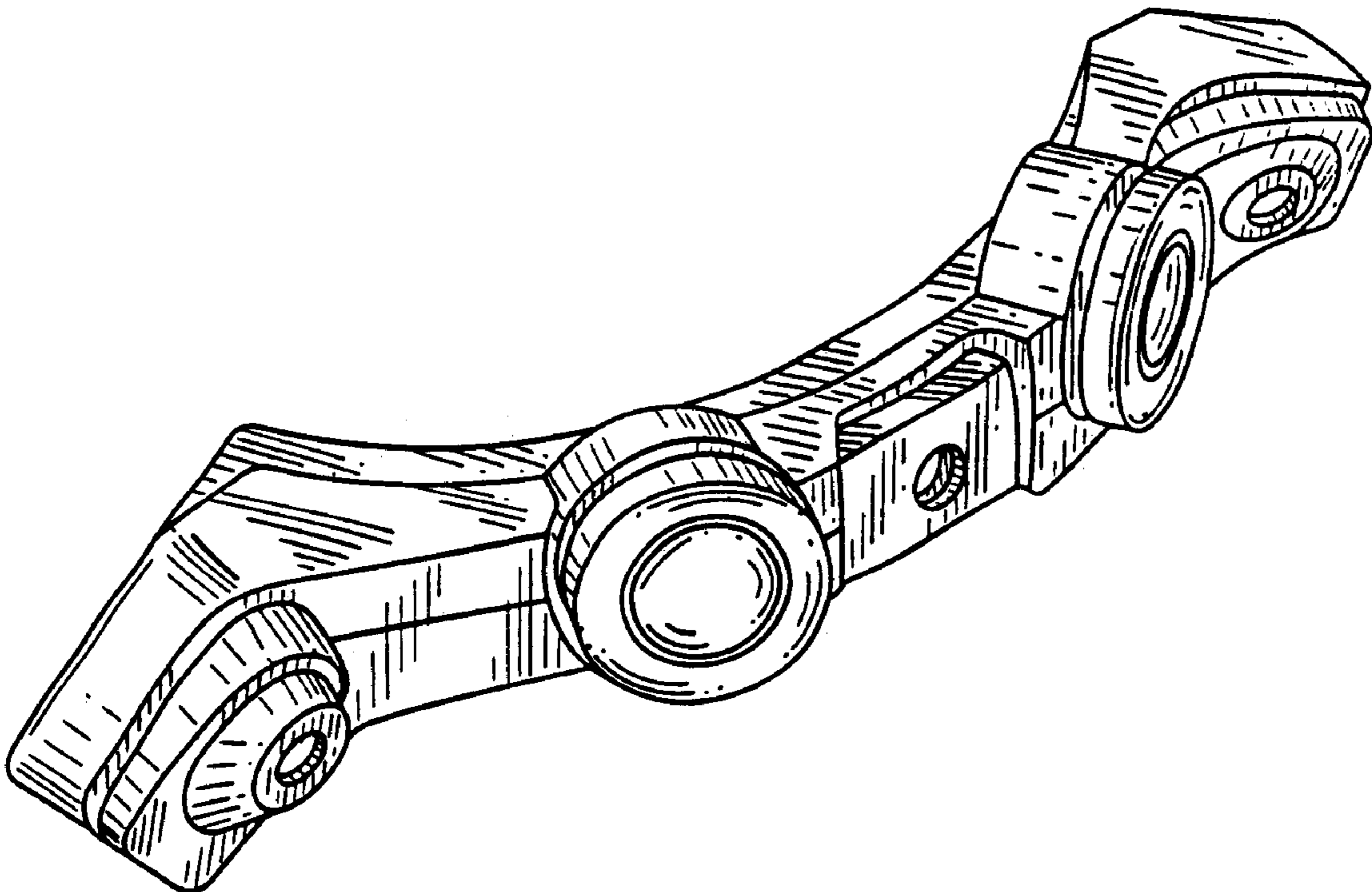


FIG.1

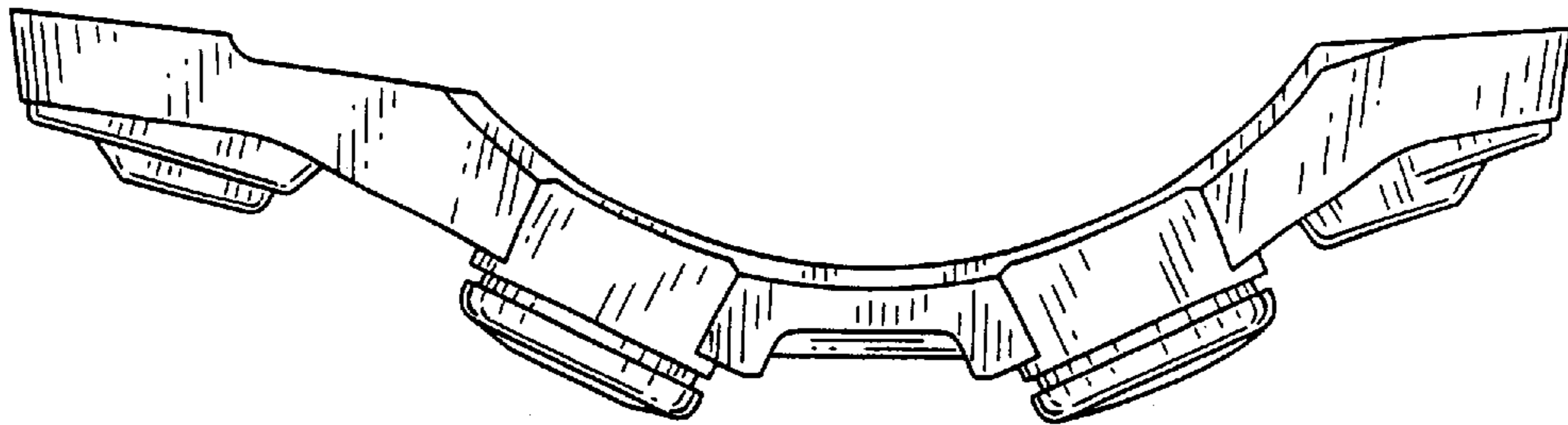


FIG.2

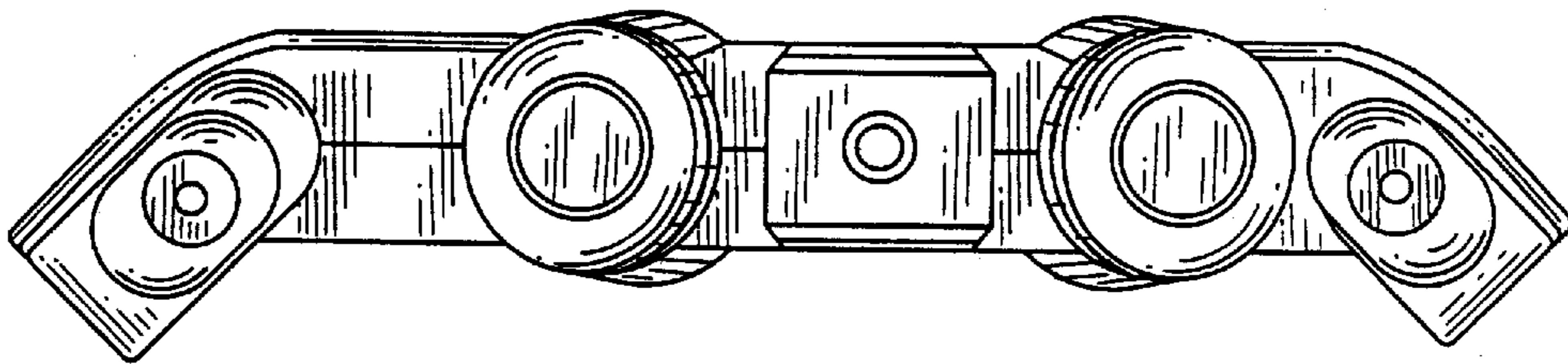


FIG.3

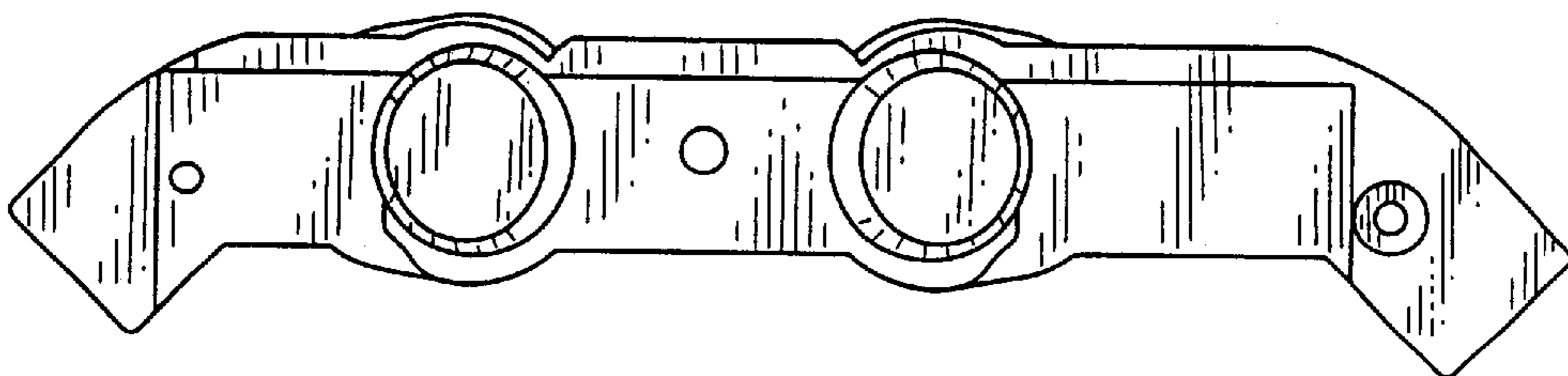


FIG.4

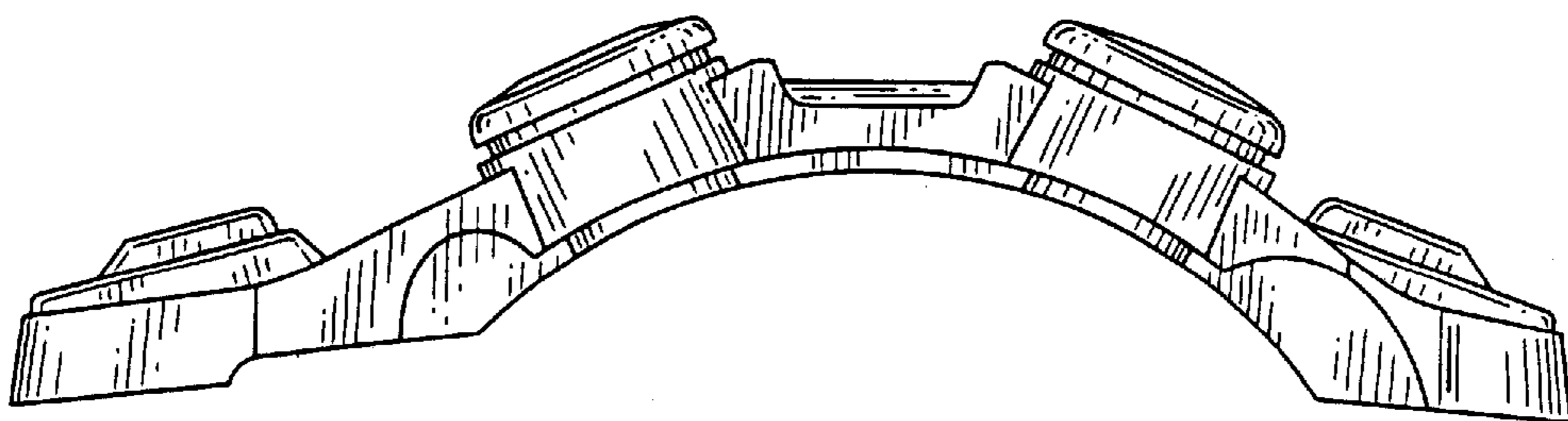


FIG.6




FIG.5




FIG.7

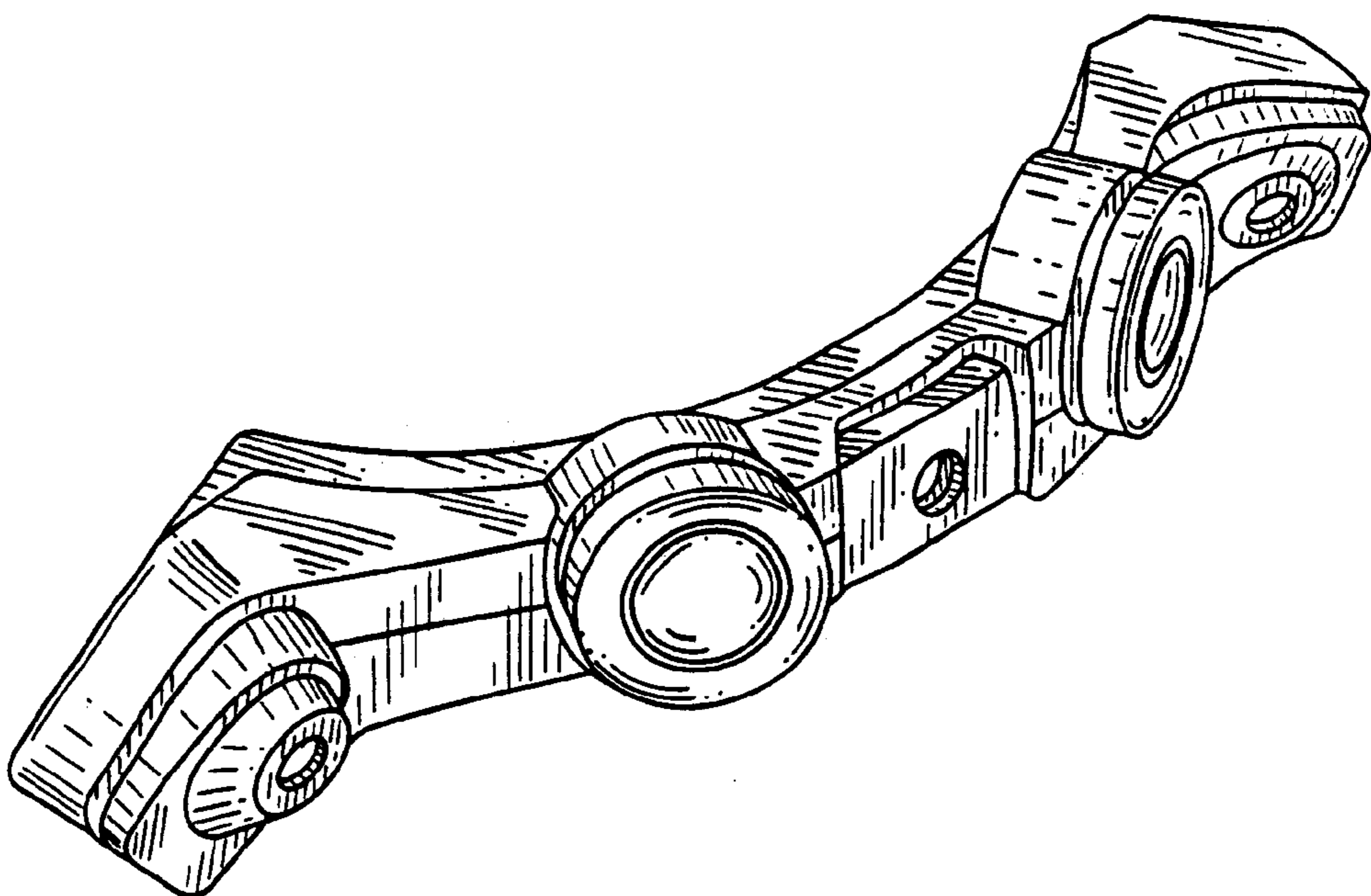


FIG.8

