



US00D449553B1

(12) **United States Design Patent**
Montagnino et al.

(10) **Patent No.: US D449,553 S**

(45) **Date of Patent: ** Oct. 23, 2001**

(54) **FASHION SCALE**

D. 377,617 * 1/1997 Gerstner et al. D10/92
D. 437,562 * 2/2001 Andrieu D10/92

(75) Inventors: **James G. Montagnino**, St. Charles;
Anson Wong, Glendale Heights;
Ricardo Murguia, Berwyn; **Monique Chatterjee**, Chicago; **Elliott Hsu**, Chicago; **Greg Holderfield**, Chicago; **Randy Bell**, River Forest; **Dan Peterson**, Chicago, all of IL (US)

* cited by examiner

Primary Examiner—Antoine Duval Davis
(74) *Attorney, Agent, or Firm*—Kramer Levin Naftalis & Frankel, LLP.

(73) Assignee: **Sunbeam Products, Inc.**, Boca Raton, FL (US)

(57) **CLAIM**

The ornamental design for a fashion scale, as shown and described.

(**) Term: **14 Years**

DESCRIPTION

(21) Appl. No.: **29/135,580**

FIG. 1 is a front left perspective view of an exemplary fashion scale according to an embodiment of the present invention.

(22) Filed: **Jan. 13, 2001**

FIG. 2 is a back elevational view of the fashion scale.

(51) **LOC (7) Cl.** **10-04**

FIG. 3 is a top plan view of the fashion scale.

(52) **U.S. Cl.** **D10/92**

FIG. 4 is a front elevational view of the fashion scale; and, FIG. 5 is a right side elevational view of the fashion scale, the left side elevational view being a mirror image.

(58) **Field of Search** D10/92; 177/210, 177/211, 239-243

The broken lines shown in the drawings identify in phantom environmental structure or boundaries that are not claimed part of the claimed design to be patented.

(56) **References Cited**

U.S. PATENT DOCUMENTS

D. 376,551 * 12/1996 O'Neil D10/92

1 Claim, 1 Drawing Sheet

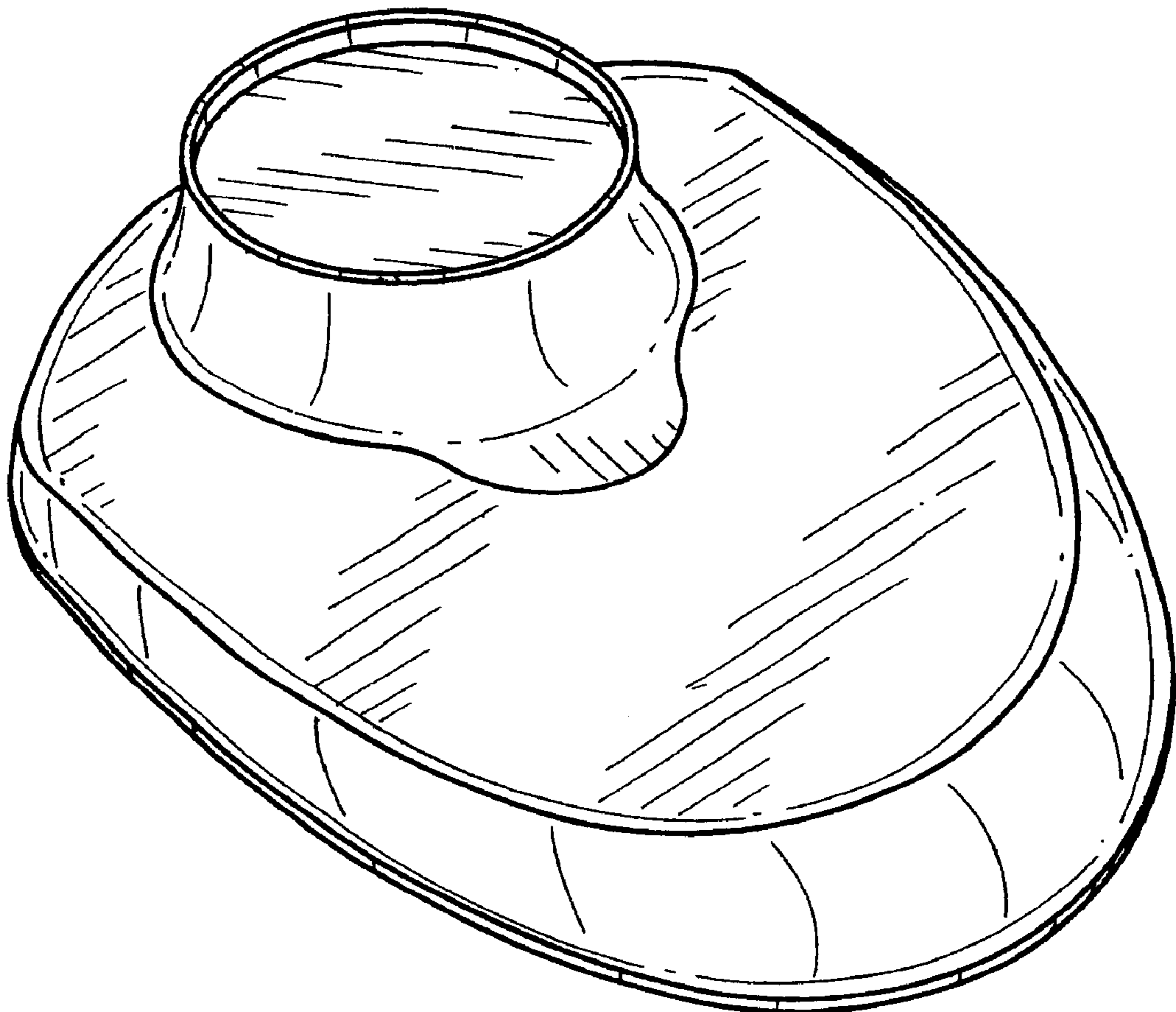


FIG. 1

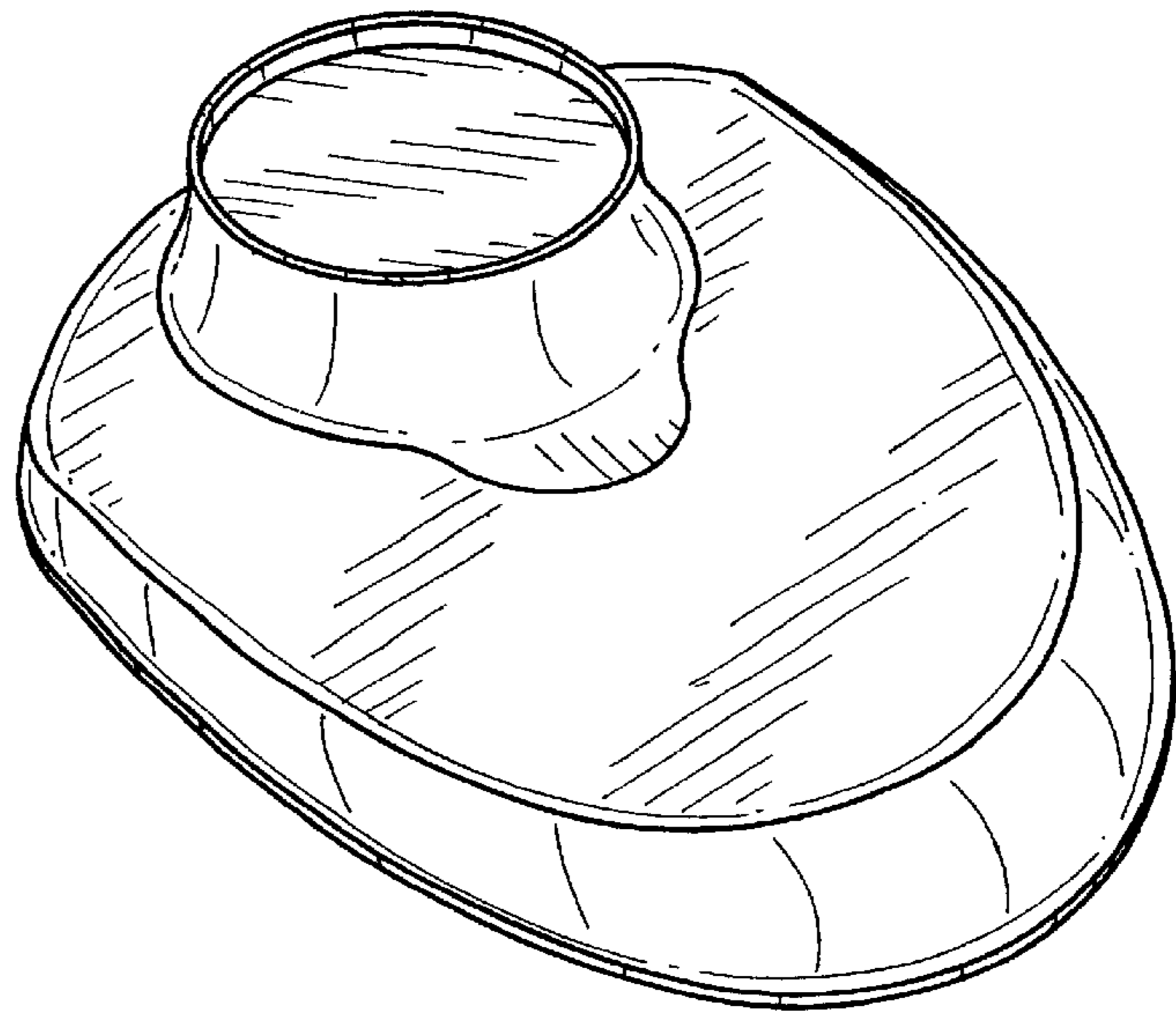


FIG. 2

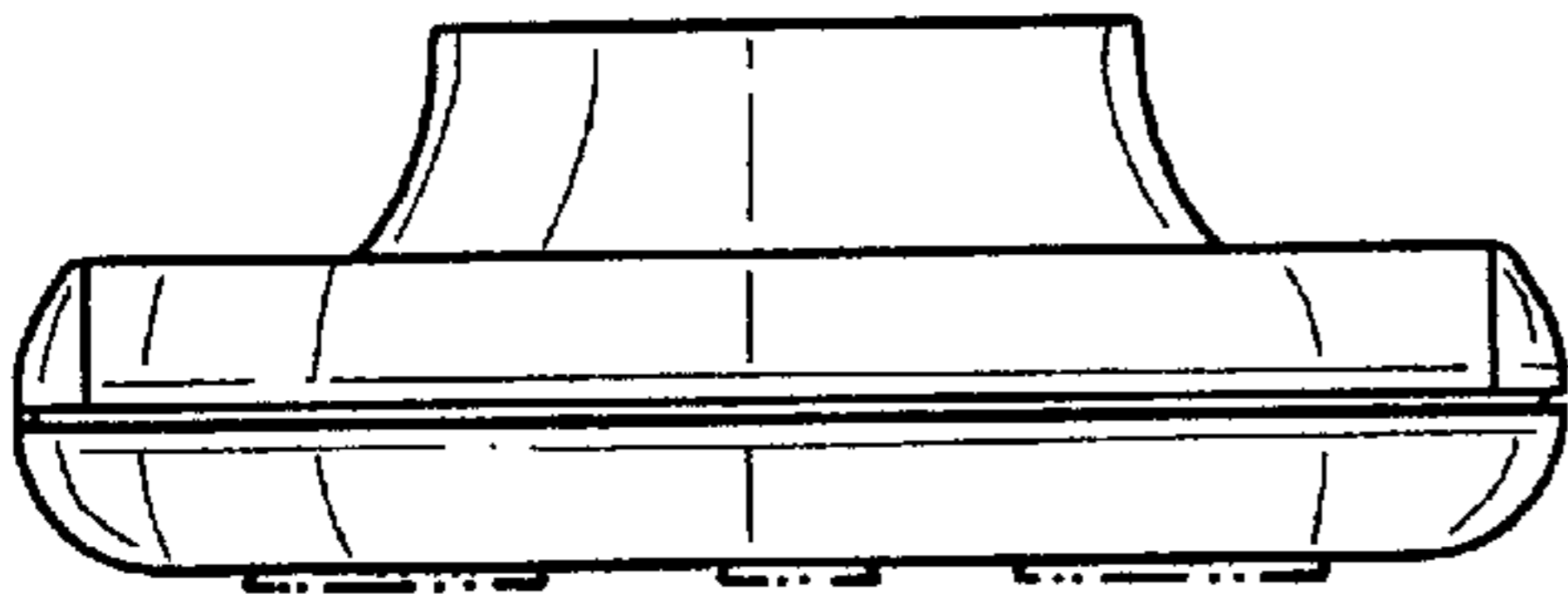


FIG. 3

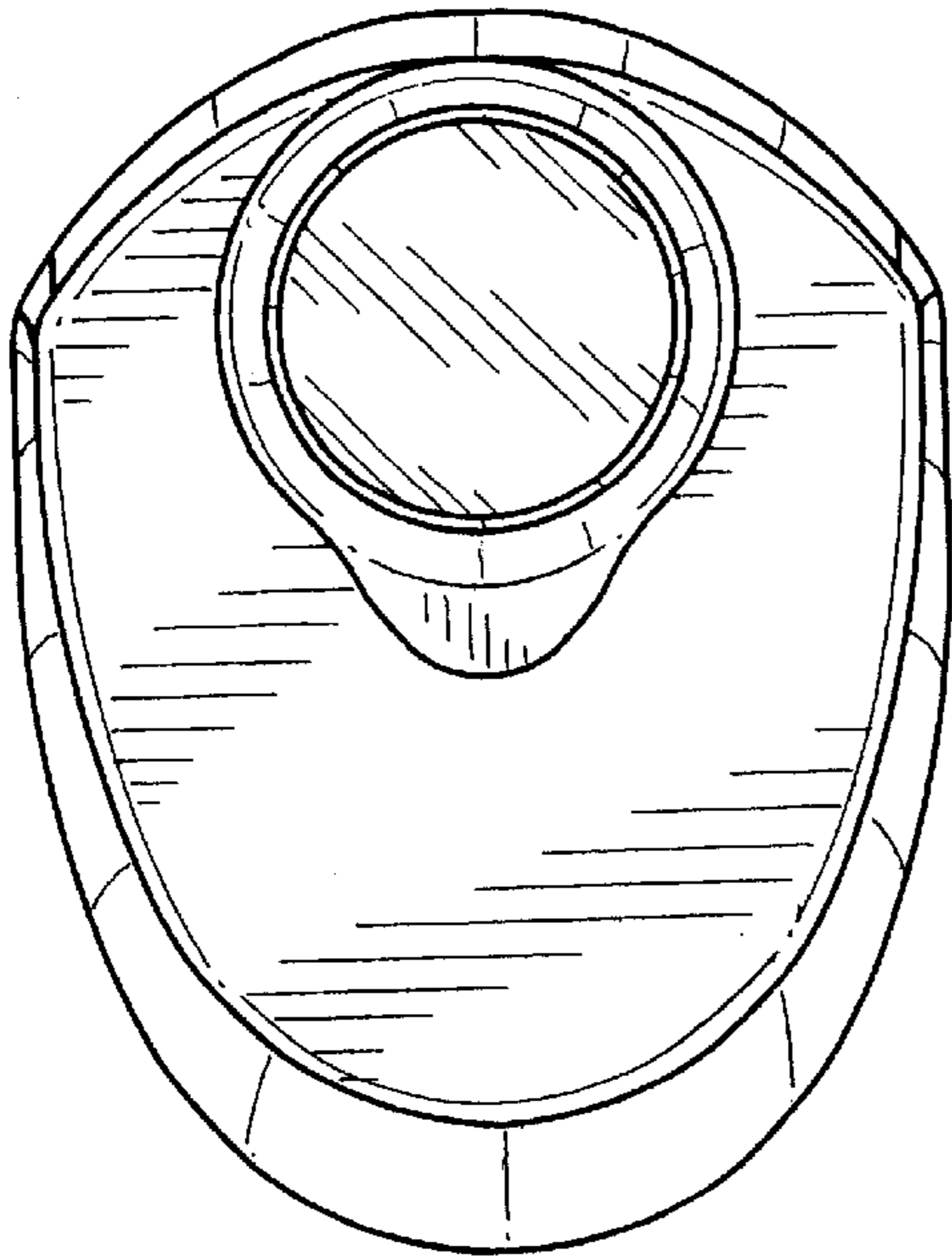


FIG. 5

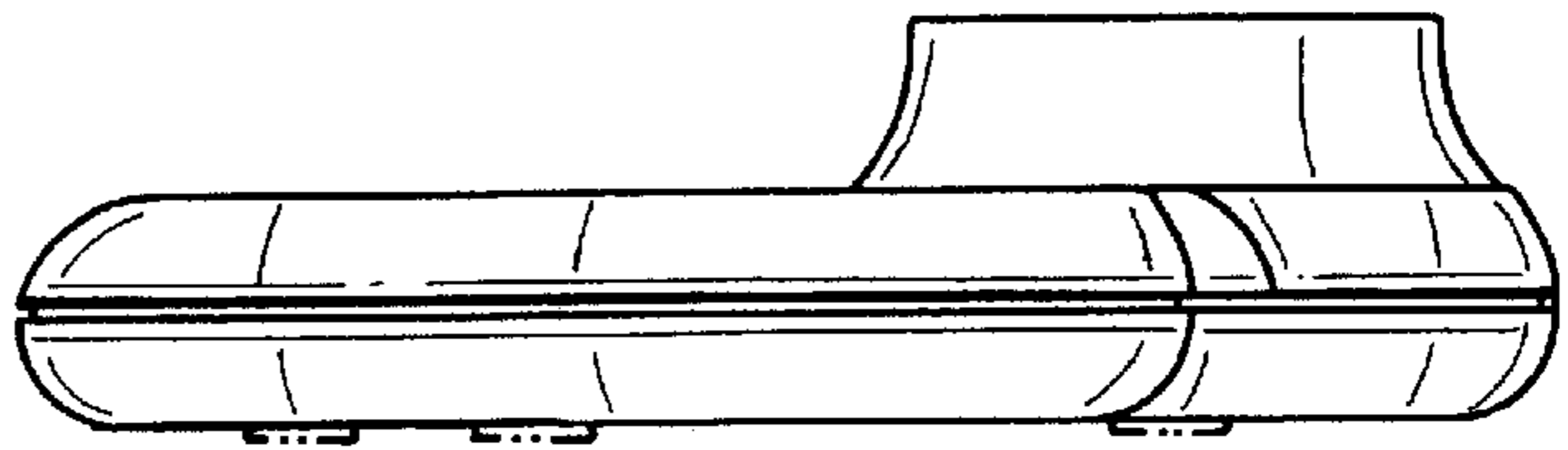
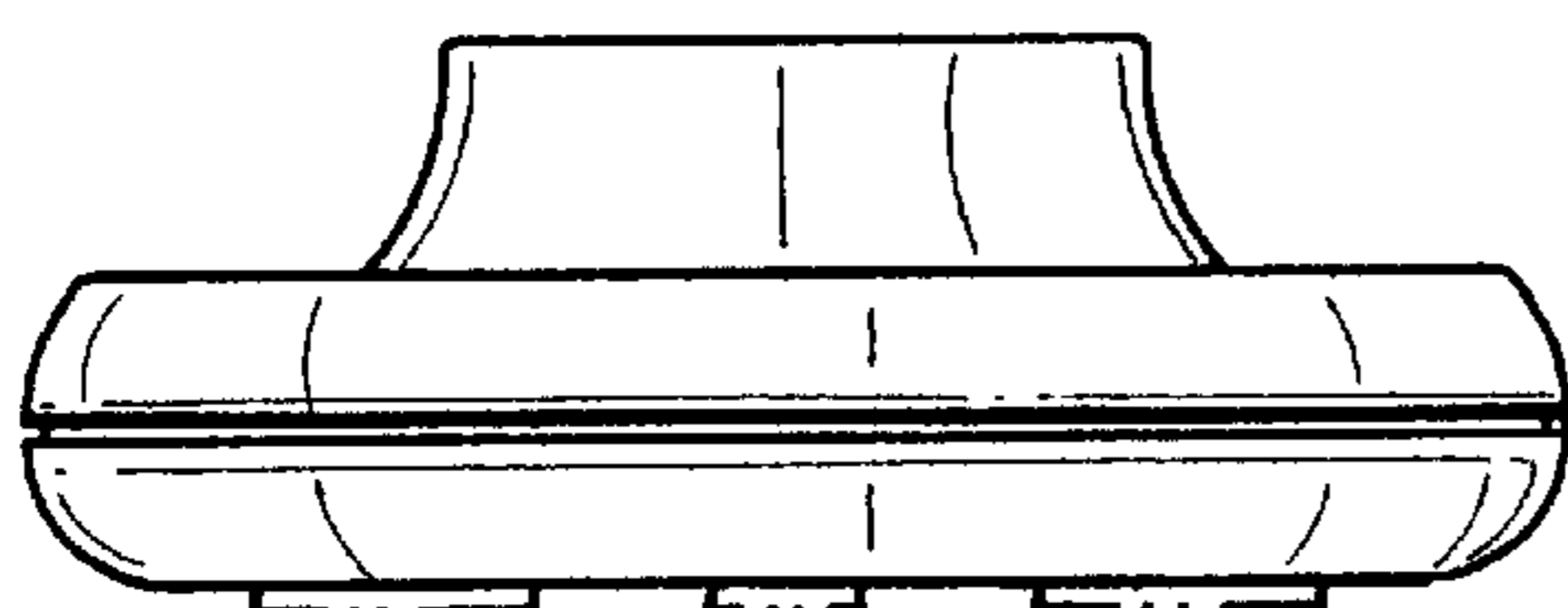


FIG. 4



UNITED STATES PATENT AND TRADEMARK OFFICE
CERTIFICATE OF CORRECTION

PATENT NO. : Des 449,553 S
DATED : October 23, 2001
INVENTOR(S) : Montagnino et al.

Page 1 of 1

It is certified that error appears in the above-identified patent and that said Letters Patent is hereby corrected as shown below:

In the description of the design, change "The broken lines shown in the drawings identify in phantom enviromental structure or boundaries that are not claimed part of the claimed design to be patented" to -- The broken lines shown in the drawings identify in phantom enviromental structure or boundaries that are not part of the claimed design to be patented --

Signed and Sealed this
Nineteenth Day of March, 2002

Attest:



Attesting Officer

JAMES E. ROGAN
Director of the United States Patent and Trademark Office