



US00D449551B1

(12) **United States Design Patent** (10) **Patent No.:** **US D449,551 S**
Montagnino et al. (45) **Date of Patent:** **** Oct. 23, 2001**

(54) **FASHION SCALE**

(75) Inventors: **James G. Montagnino**, St. Charles;
Anson Wong, Glendale Heights;
Ricardo Murguia, Berwyn; **Monique Chatterjee**, Chicago; **Elliott Hsu**,
Chicago; **Greg Holderfield**, Chicago;
Randy Bell, River Forest; **Dan Peterson**, Chicago, all of IL (US)

(73) Assignee: **Sunbeam Products, Inc.**, Boca Raton,
FL (US)

(**) Term: **14 Years**

(21) Appl. No.: **29/135,534**

(22) Filed: **Jan. 13, 2001**

(51) **LOC (7) Cl.** **10-04**

(52) **U.S. Cl.** **D10/92**

(58) **Field of Search** D10/92; 177/210,
177/211, 239-243

(56) **References Cited**

U.S. PATENT DOCUMENTS

D. 224,443 * 7/1972 Rams D10/92

* cited by examiner

Primary Examiner—Antoine Duval Davis

(74) *Attorney, Agent, or Firm*—Kramer Levin Naftalis &
Frankel, LLP.

(57) **CLAIM**

The ornamental design for a fashion scale, as shown and
described.

DESCRIPTION

FIG. 1 is a front left perspective view of an exemplary
fashion scale according to an embodiment of the present
invention.

FIG. 2 is a back elevational view of the fashion scale.

FIG. 3 is a top plan view of the fashion scale.

FIG. 4 is a front elevational view of the fashion scale; and,
FIG. 5 is a right side elevational view of the fashion scale,
the left side elevational view being a mirror image, having
rows of tread depicted in phantom on the underside.

The broken lines shown in the drawings identify in phantom
environmental structure or boundaries that are not claimed
as part of the design to be patented.

1 Claim, 1 Drawing Sheet

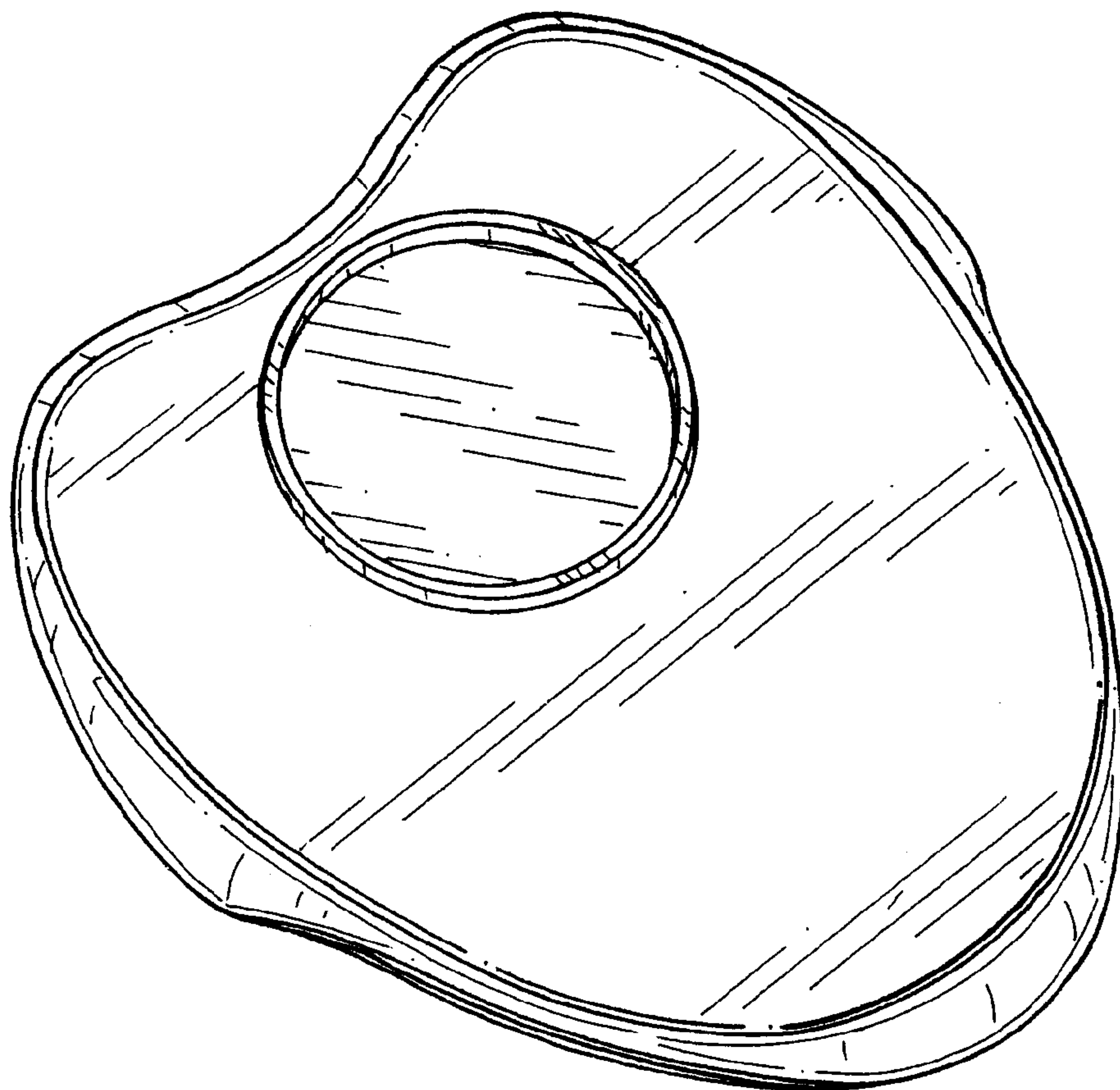


FIG. 2

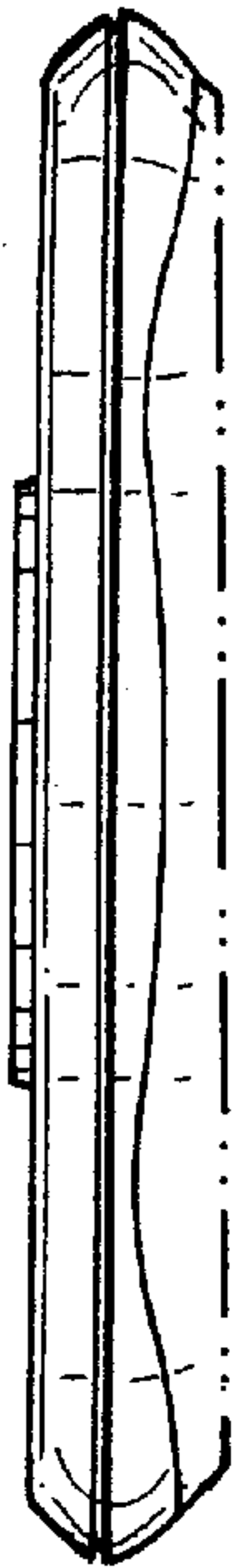


FIG. 3

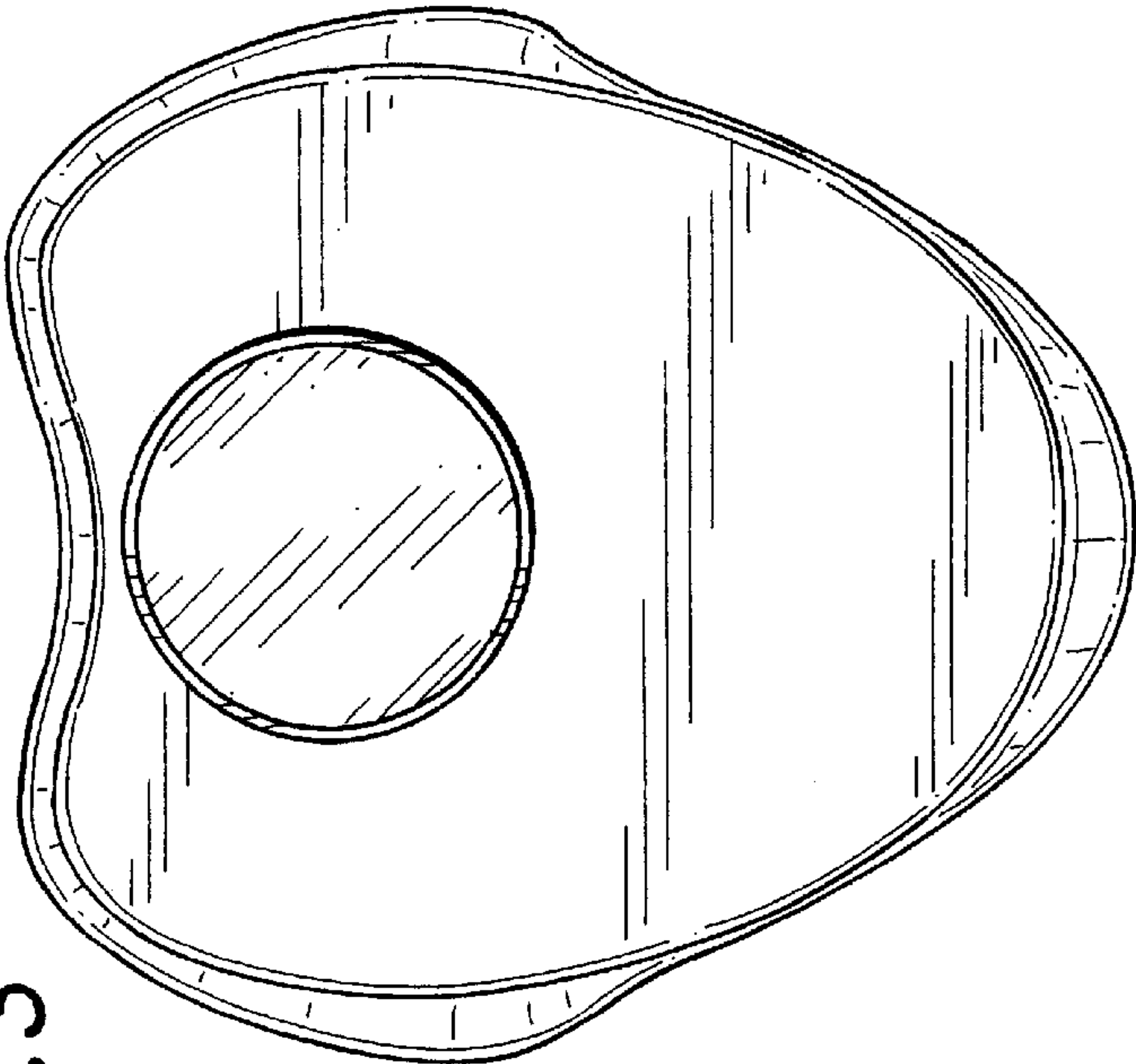


FIG. 4

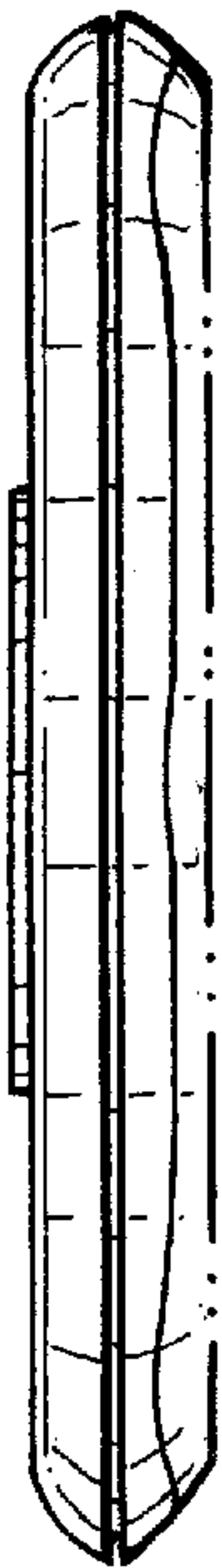


FIG. 1

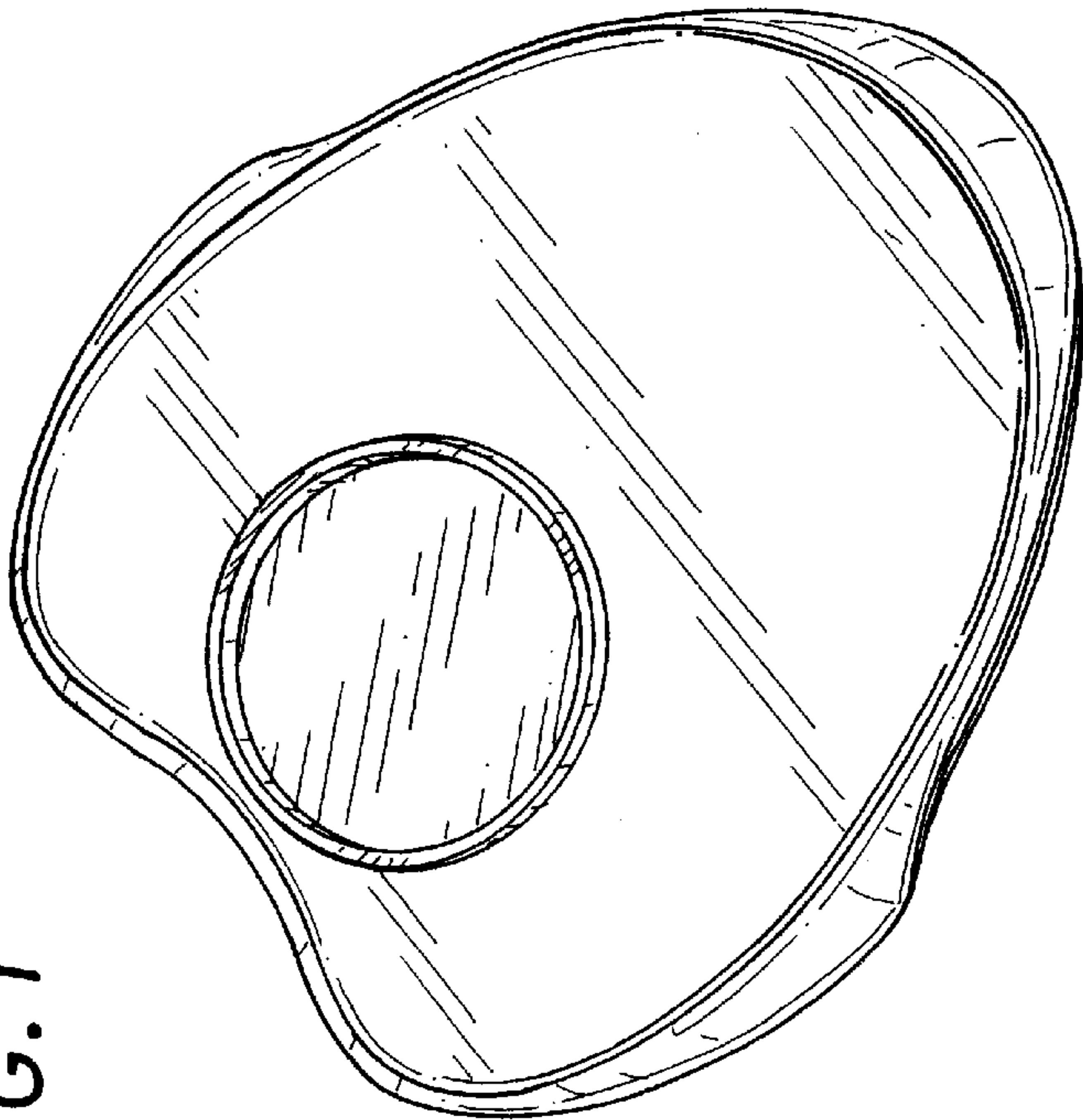


FIG. 5

