



US00D449547B1

(12) **United States Design Patent**  
**Reymond**

(10) **Patent No.:** **US D449,547 S**

(45) **Date of Patent:** **\*\* Oct. 23, 2001**

(54) **CALIPER**

**FOREIGN PATENT DOCUMENTS**

(75) **Inventor:** **Jean-Claude Reymond,**  
Chavannes-près-Renens (CH)  
(73) **Assignee:** **Brown & Sharpe TESA SA,** Renens  
(CH)  
(\*\*) **Term:** **14 Years**

101636 10/1923 (CH) .  
165061 10/1933 (CH) .  
3434993 11/1985 (DE) .  
3834306 4/1990 (DE) .  
U9005309 11/1990 (DE) .  
4207142 9/1993 (DE) .  
0719999A1 7/1996 (EP) .  
2481441 10/1981 (FR) .  
2703145 9/1994 (FR) .

(21) **Appl. No.:** **29/129,700**

(22) **Filed:** **Sep. 21, 2000**

(30) **Foreign Application Priority Data**

Jun. 9, 2000 (XH) ..... DMA/004 932

(51) **LOC (7) Cl.** ..... **10-04**

(52) **U.S. Cl.** ..... **D10/73**

(58) **Field of Search** ..... D10/73; 33/783-832,  
33/DIG. 12

(56) **References Cited**

**U.S. PATENT DOCUMENTS**

D. 334,719 4/1993 Yoe ..... D10/73  
D. 377,912 2/1997 Walser ..... D10/73  
D. 386,994 12/1997 Reymond ..... D10/73  
D. 387,690 12/1997 Reymond ..... D10/73  
D. 401,170 11/1998 Reymond ..... D10/73  
D. 429,172 8/2000 Reymond ..... D10/73

*Primary Examiner*—Antoine Duval Davis

(74) *Attorney, Agent, or Firm*—Smith, Gambrell & Russell  
LLP

(57) **CLAIM**

The ornamental design for a caliper, as shown and described.

**DESCRIPTION**

FIG. 1 is a perspective view of a caliper showing my new design;

FIG. 2 is a front elevation view thereof;

FIG. 3 is a rear elevation view thereof;

FIG. 4 is a right side elevation view thereof;

FIG. 5 is a left side elevation view thereof;

FIG. 6 is a top plan view thereof; and,

FIG. 7 is a bottom plan view thereof.

Portions of the caliper's blade member are not shown for ease of illustration.

**1 Claim, 5 Drawing Sheets**

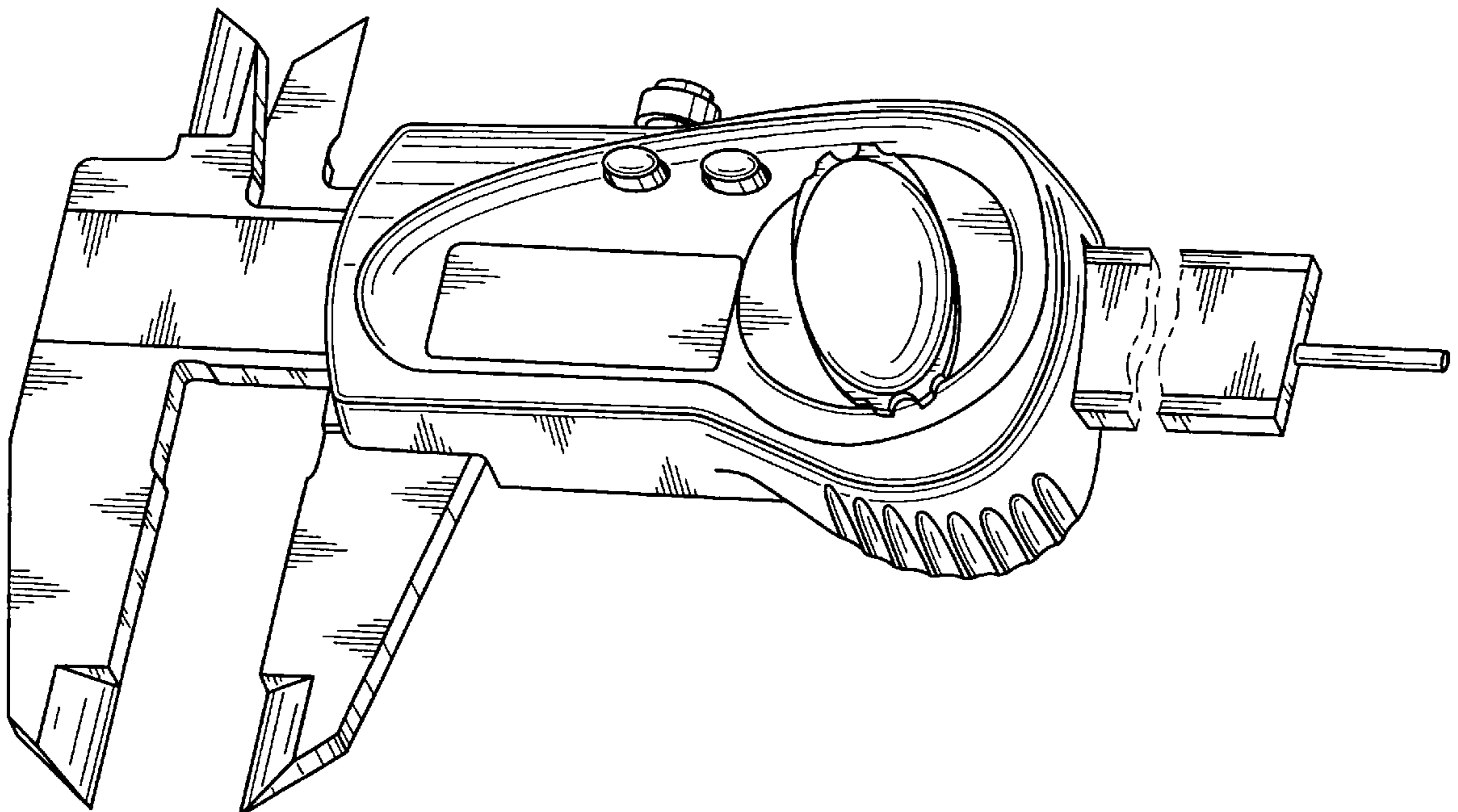


FIG. 1

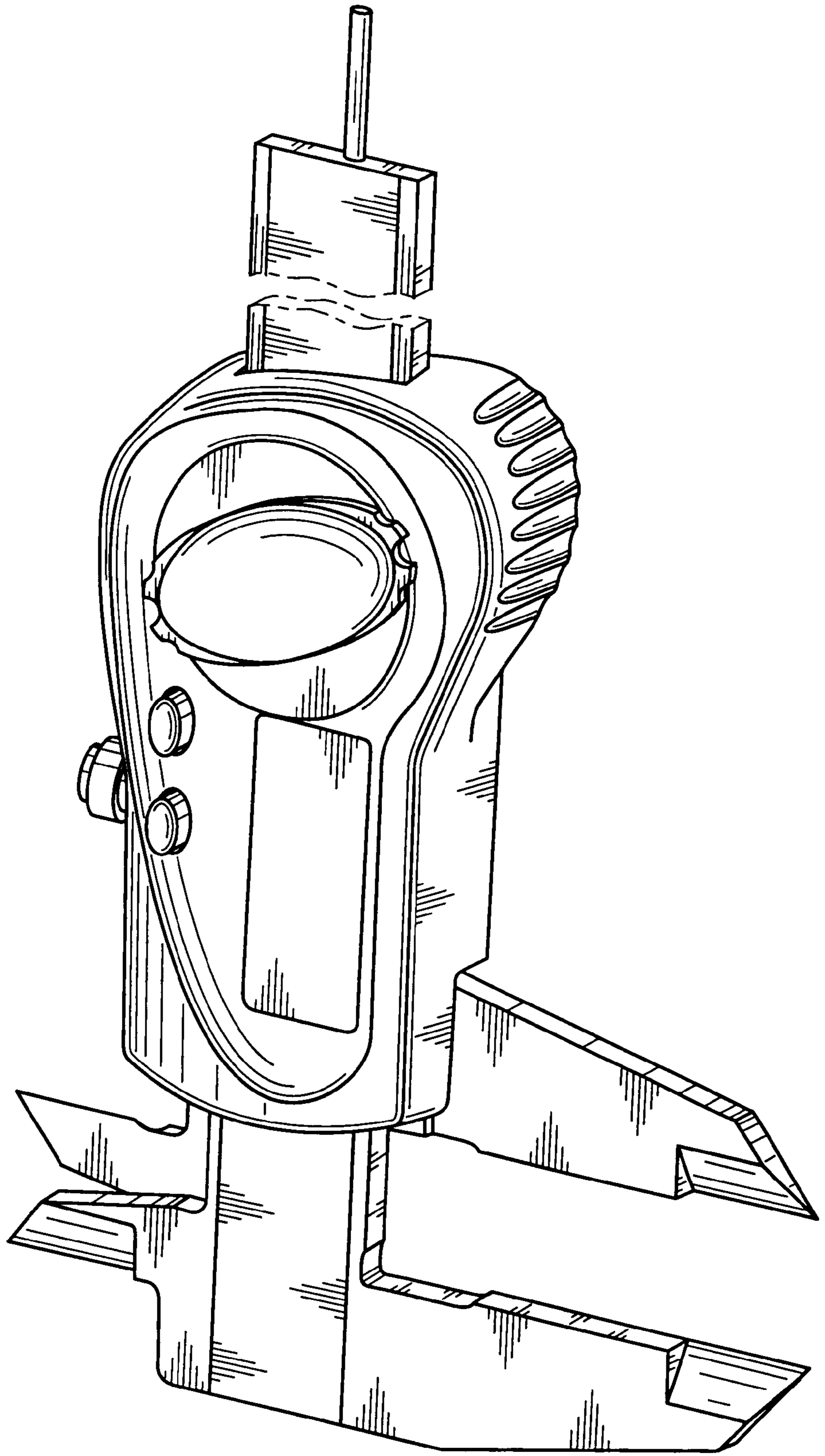


FIG. 2

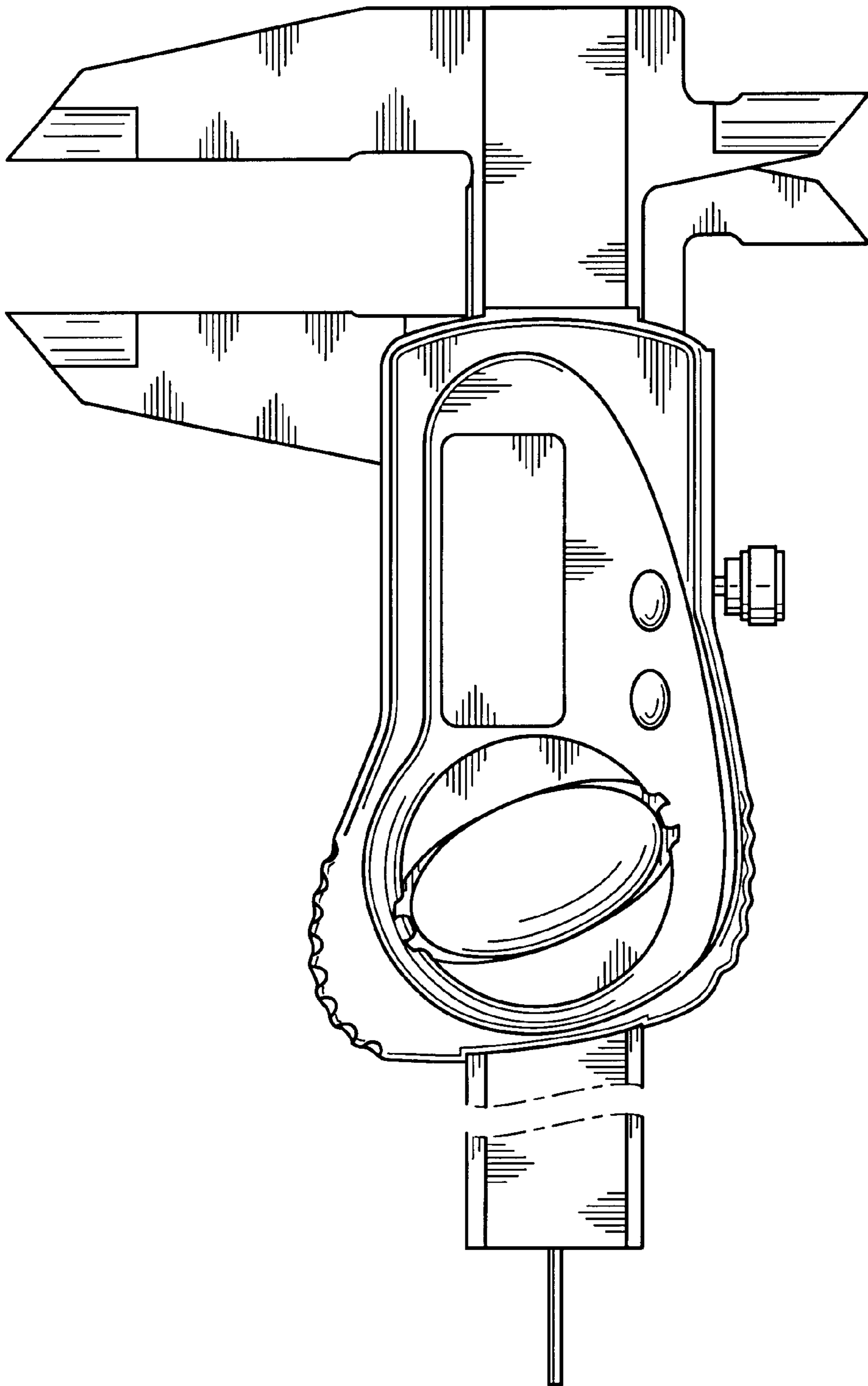


FIG. 3

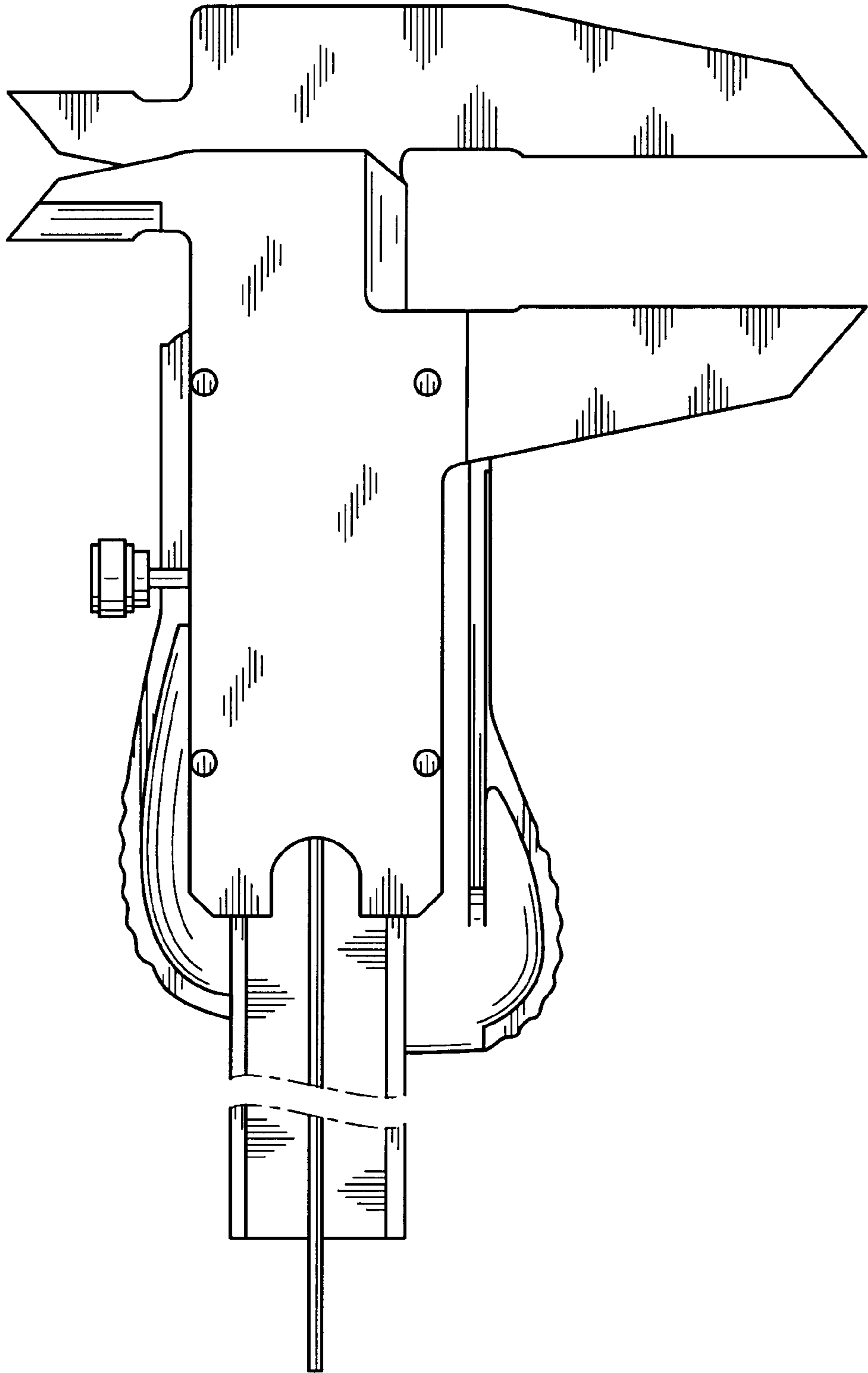


FIG. 4

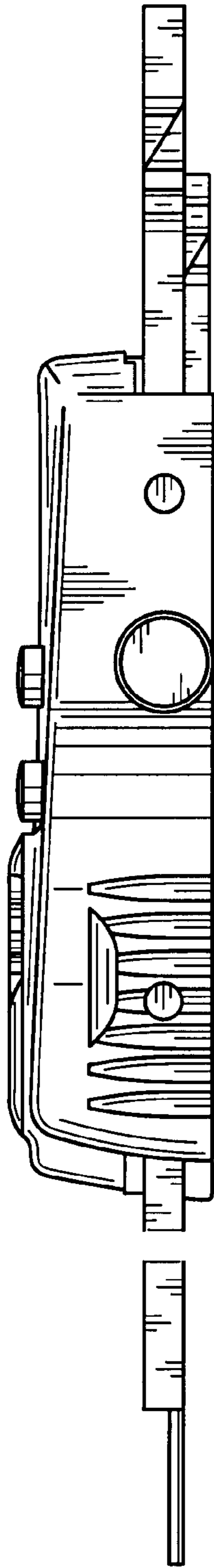


FIG. 5

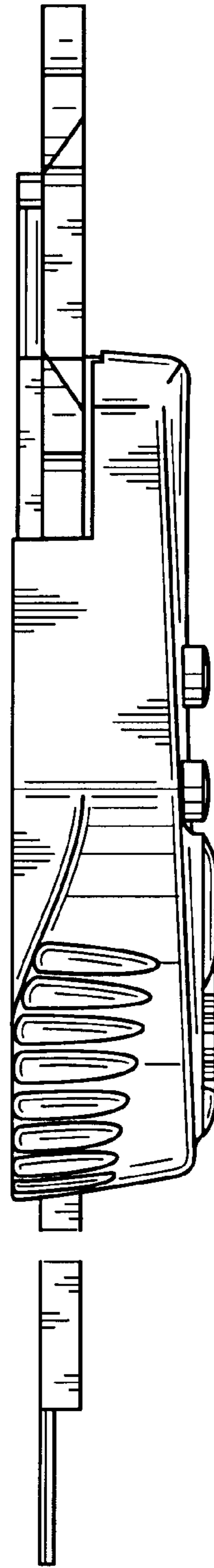


FIG. 6

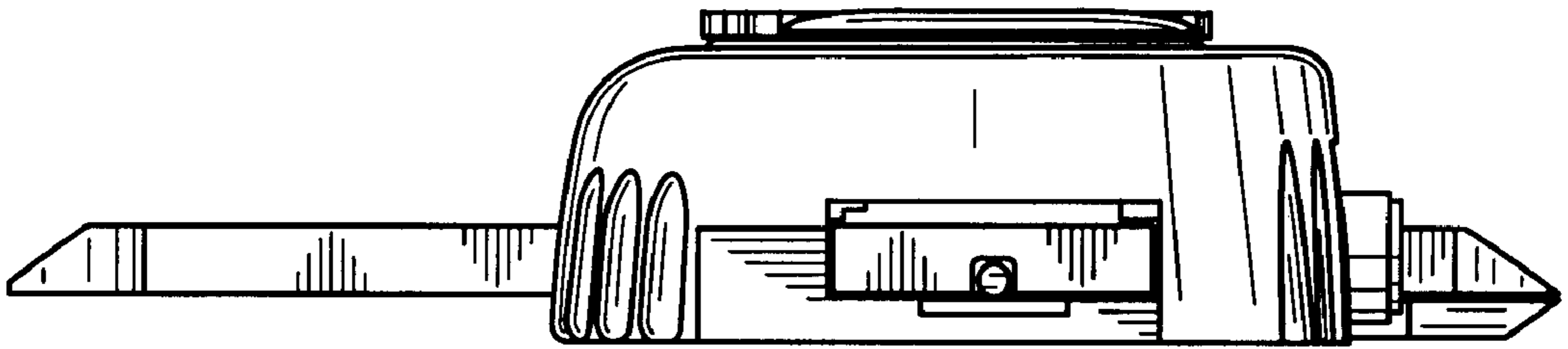


FIG. 7

