



US00D449527B1

(12) **United States Design Patent**
Bretz et al.

(10) **Patent No.:** **US D449,527 S**

(45) **Date of Patent:** **** Oct. 23, 2001**

(54) **BOTTLE PORTION**

(75) Inventors: **John Bretz**, Crystal Lake; **Jeff Lichtman**, Chicago; **Susan L. Colten**, Wilmette, all of IL (US)

(73) Assignee: **Stokely-Van Camp, Inc.**, Chicago, IL (US)

(**) Term: **14 Years**

(21) Appl. No.: **29/141,396**

(22) Filed: **May 4, 2001**

Related U.S. Application Data

(62) Division of application No. 29/102,589, filed on Mar. 26, 1999.

(51) **LOC (7) Cl.** **09-01**

(52) **U.S. Cl.** **D9/434**

(58) **Field of Search** D9/434, 552, 551,
D9/556, 559, 537-540, 520, 564, 565, 571;
215/382, 383, 384

(56) **References Cited**

U.S. PATENT DOCUMENTS

- D. 70,732 * 8/1926 Denglen et al. D9/559
- D. 96,045 * 6/1935 Meyer D9/564
- D. 103,158 * 2/1937 Kohl D9/564
- D. 129,957 * 10/1941 Buckingham D9/551
- D. 156,957 * 1/1950 High D9/551
- D. 203,707 * 2/1966 Piergallini D9/538
- D. 270,520 * 9/1983 Strand .

- D. 315,869 * 4/1991 Collette D9/538
- D. 364,347 * 11/1995 Sillince et al. D9/500
- D. 415,428 * 10/1999 Keller et al. D9/538
- 4,082,200 * 4/1978 Guest et al. 215/382

* cited by examiner

Primary Examiner—Lucy Lieberman

(74) *Attorney, Agent, or Firm*—Lars S. Johnson

(57) **CLAIM**

The ornamental design for a bottle portion, as shown and described.

DESCRIPTION

FIG. 1 is a perspective view of a bottle portion showing a new design;

FIG. 2 is a front elevational view of the bottle portion depicted in FIG. 1;

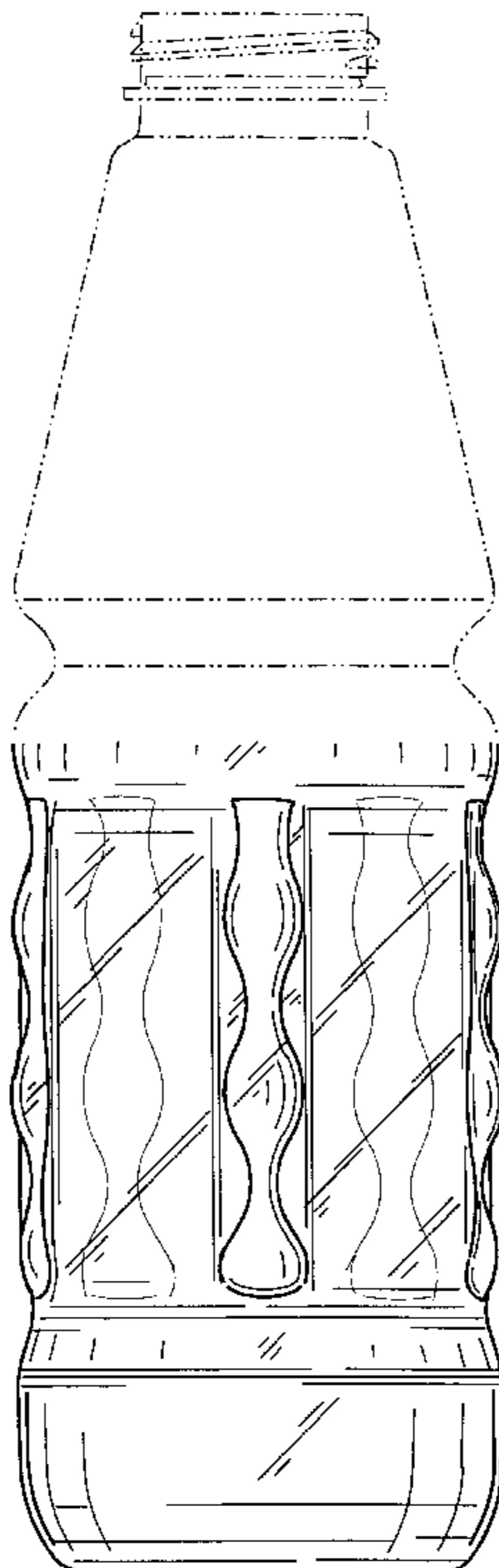
FIG. 3 is a right side elevational view of the bottle portion depicted in FIG. 2, the left side elevational view of the bottle portion is a mirror image thereto;

FIG. 4 is a rear elevational view of the bottle portion depicted in FIG. 2, representing a partial rotation of the bottle portion about its vertical center axis from the front elevational view depicted in FIG. 2, said rear elevational view being opposite the front elevational view depicted in FIG. 2; and,

FIG. 5 is a top plan view of the bottle portion depicted in FIG. 2.

The broken line environmental showing is for illustrative purposes only and does not form part of the claimed design.

1 Claim, 2 Drawing Sheets






FIG. 1

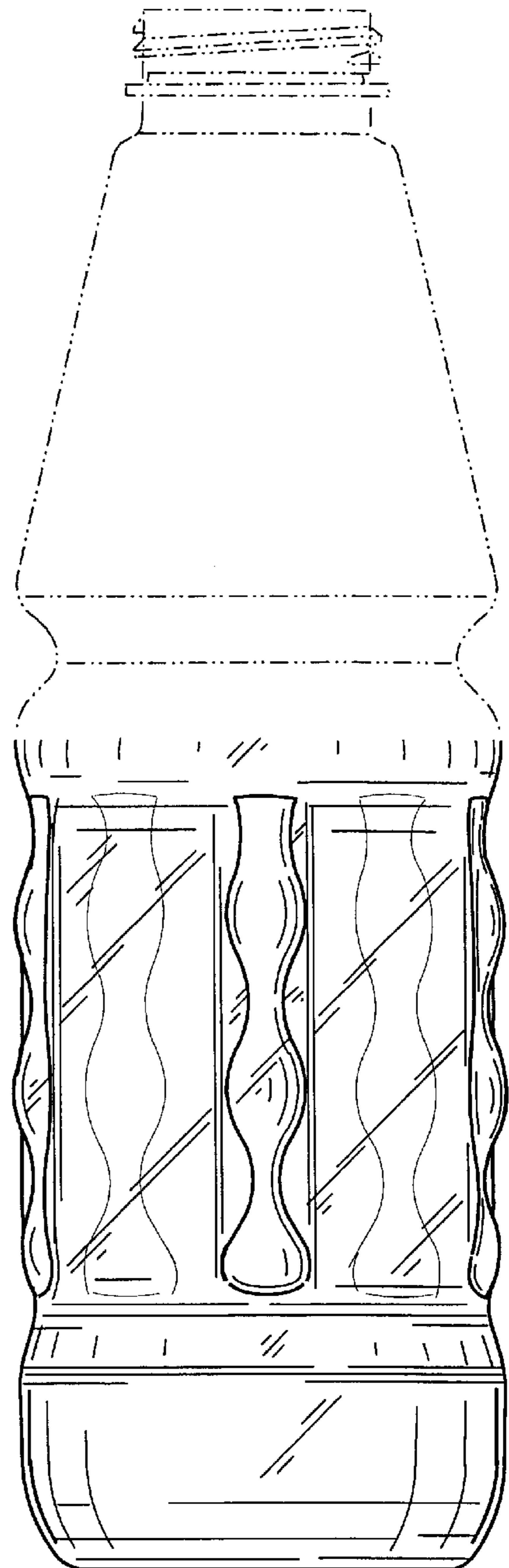


FIG. 2

FIG. 3




FIG. 4




FIG. 5

