



US00D449506B1

(12) **United States Design Patent**
Haung

(10) **Patent No.:** **US D449,506 S**

(45) **Date of Patent:** **** Oct. 23, 2001**

(54) **SMALL SCREWDRIVER WITH A LAMP**

(76) Inventor: **Tom Haung**, No.11, Alley 2, Lane 673,
Tu Chen Rd., TaLi city, Taichung (TW)

(**) Term: **14 Years**

(21) Appl. No.: **29/109,511**

(22) Filed: **Aug. 18, 1999**

(51) **LOC (7) Cl.** **08-04**

(52) **U.S. Cl.** **D8/87; D8/83; D8/22**

(58) **Field of Search** **D8/82, 83, 84,**
D8/85, 86, 87; D26/38; 362/119, 120; 81/177.1,
436, 489

(56) **References Cited**

U.S. PATENT DOCUMENTS

D. 347,373	*	5/1994	Tsai	D8/83
D. 363,012	*	10/1995	Humphries	D8/83
D. 379,750	*	6/1997	Thompson et al.	D8/83
D. 412,096	*	7/1999	Kung et al.	D8/87
D. 413,782	*	9/1999	Krapowicz	D8/82
4,890,204	*	12/1989	Lin et al.	362/118
5,826,969	*	10/1998	Nevin	362/120

* cited by examiner

Primary Examiner—Philip S. Hyder

(74) *Attorney, Agent, or Firm*—Dougherty & Troxell

(57) **CLAIM**

The ornamental design for a small screwdriver with a lamp, as shown and described.

DESCRIPTION

FIG. 1 is a perspective view of a small screwdriver with a lamp of the present design;

FIG. 2 is a front view of the small screwdriver with a lamp of the present design, the rear view being the same;

FIG. 3 is a right side view of the small screwdriver with a lamp of the present design, the left side view being the same;


FIG. 4 is a top view of the small screwdriver with a lamp in the present design;

FIG. 5 is a bottom view of the small screwdriver with a lamp in the present design; and,

FIG. 6 is a perspective view thereof, wherein the transparent head of the screwdriver is separated from the grip.

The broken line showing of the screwdriver tip is for illustrative purposes only and forms no part of the claimed design.

1 Claim, 5 Drawing Sheets



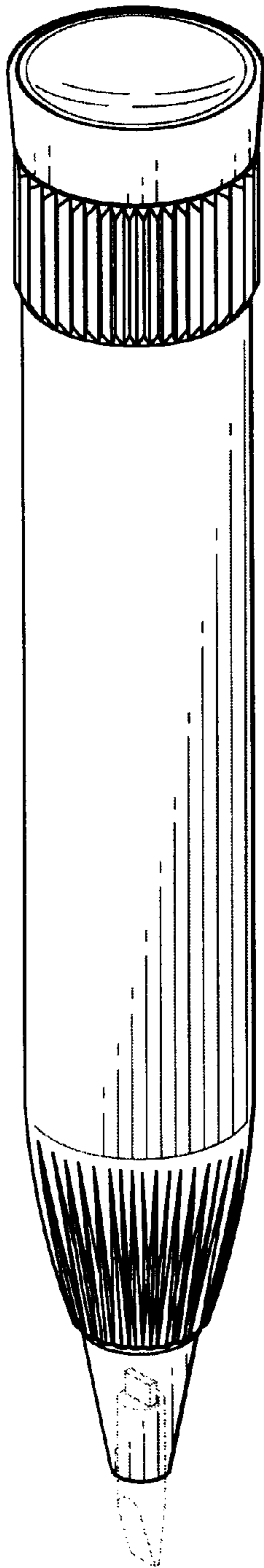


FIG. 1

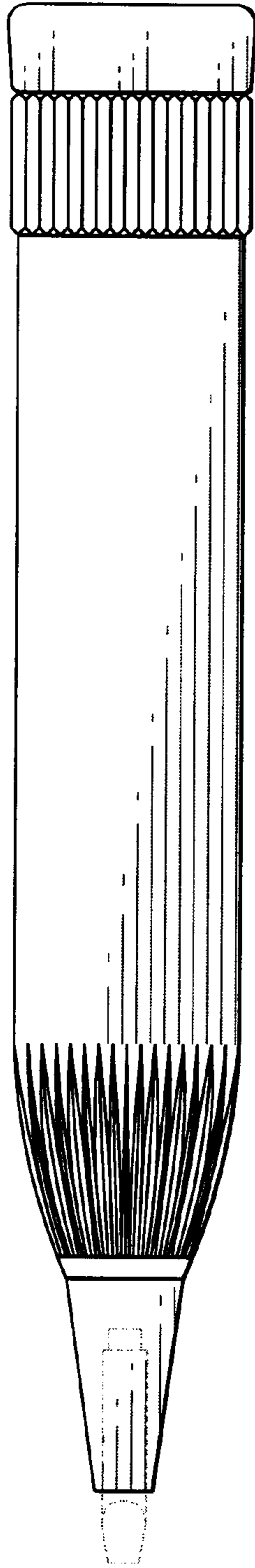


FIG. 2




FIG. 3

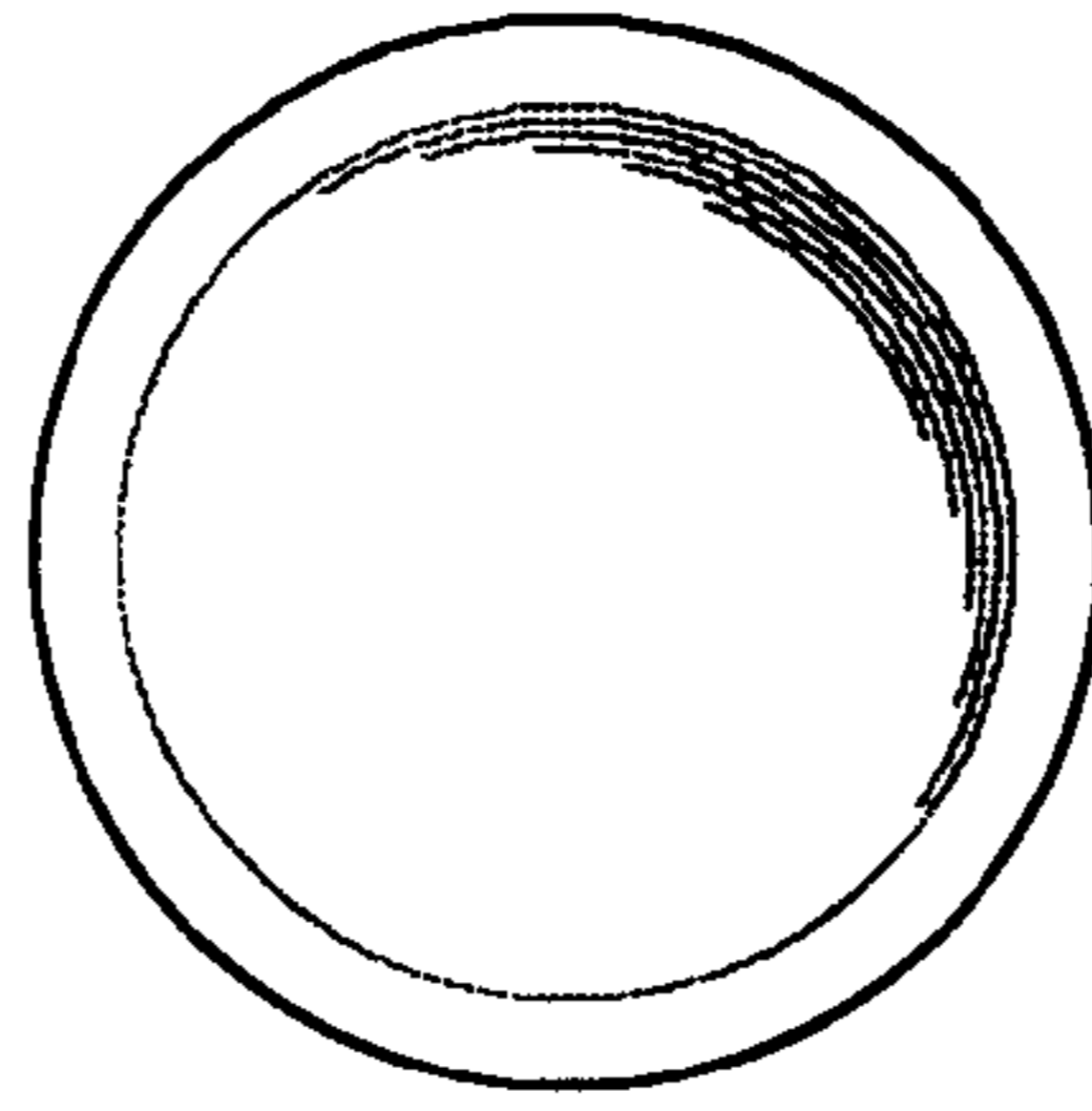


FIG. 4

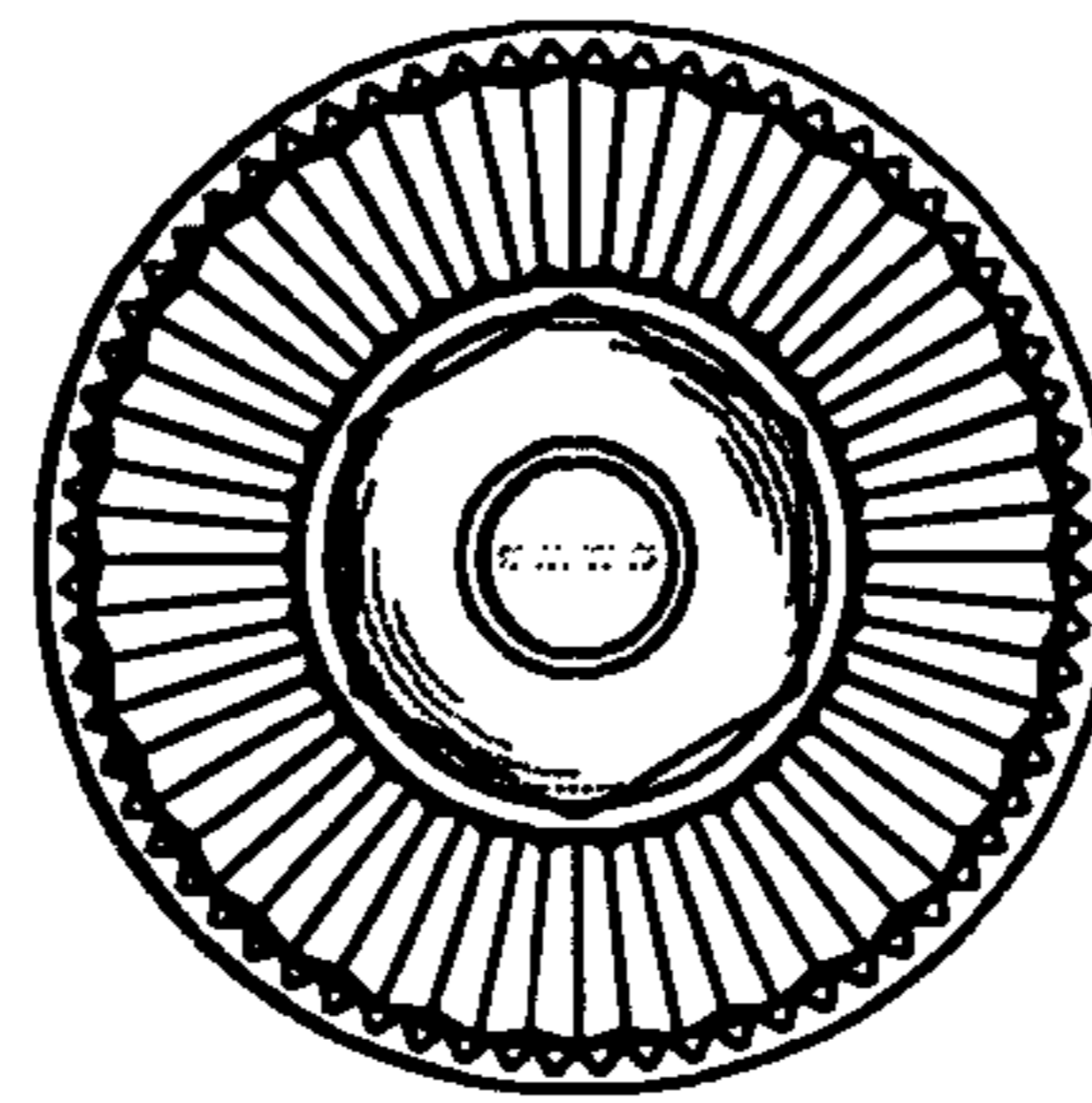


FIG. 5

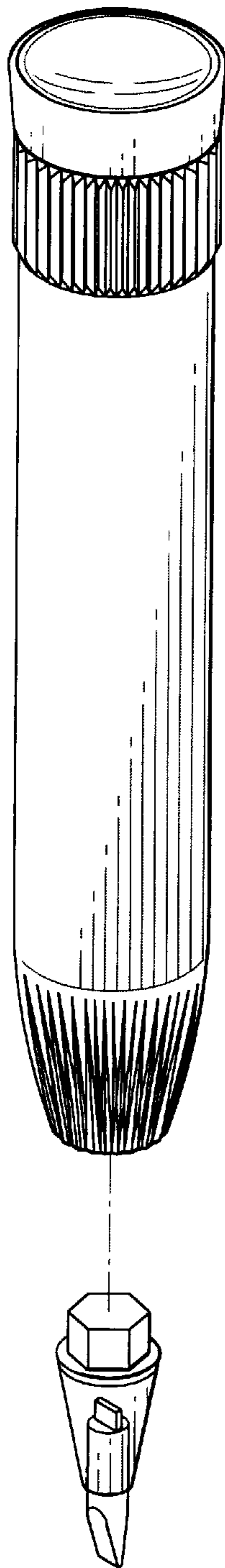


FIG. 6