



US00D449496B1

(12) **United States Design Patent**
Tramontina

(10) **Patent No.:** **US D449,496 S**

(45) **Date of Patent:** **** Oct. 23, 2001**

(54) **REFILLABLE NAPKIN DISPENSER**

(75) **Inventor:** **Paul Francis Tramontina**, Alpharetta, GA (US)

(73) **Assignee:** **Kimberly-Clark Worldwide, Inc.**, Neenah, WI (US)

(**) **Term:** **14 Years**

(21) **Appl. No.:** **29/115,641**

(22) **Filed:** **Dec. 17, 1999**

(51) **LOC (7) Cl.** **07-06**

(52) **U.S. Cl.** **D7/631**

(58) **Field of Search** D7/631; D6/512, D6/515; 211/45-48; 221/33-41, 46-55, 312 R; 312/34.4

(56) **References Cited**

U.S. PATENT DOCUMENTS

D. 92,455	*	6/1934	Coles	D7/631
D. 275,345		9/1984	Hall	D6/518
D. 302,949		8/1989	Eisendrath	D9/432
D. 347,344		5/1994	Schumaker	D6/515
D. 366,583		1/1996	Scaife	D6/515
371,473		10/1887	Onderdonk	.	
D. 414,085		9/1999	Campbell	D7/631
813,594		2/1906	Sexton	.	
1,170,380		2/1916	Winter	.	
1,236,055		8/1917	Cohn	.	
1,579,429		4/1926	Arms	.	
1,605,231		11/1926	Hoberg	.	
1,665,057	*	4/1928	Genest	221/46
1,709,214		4/1929	Griffith et al.	.	
1,974,926		9/1934	Marsh	206/44
1,989,381		1/1935	Samson	312/62
2,143,614		1/1939	Winter et al.	206/57

(List continued on next page.)

FOREIGN PATENT DOCUMENTS

149028	3/1955	(CH)	.
1289274	2/1969	(DE)	.

0372781 A1	6/1990	(EP)	.
0419063 A2	3/1991	(EP)	.
0811348A2	12/1997	(EP)	.
336986	11/1903	(FR)	.
1537127	7/1968	(FR)	.
2362610	3/1978	(FR)	.
423276	1/1935	(GB)	.
1112680	5/1968	(GB)	.
3-187873	8/1991	(JP)	.
97/09918	3/1997	(WO)	.
97/22528	6/1997	(WO)	.
98/22009	5/1998	(WO)	.
98/40002	9/1998	(WO)	.
99/30601	6/1999	(WO)	.

Primary Examiner—Terry A. Wallace

(74) *Attorney, Agent, or Firm*—Steven D. Flack; Douglas H. Tulley, Jr.

(57) **CLAIM**

I claim the ornamental design for the refillable napkin dispenser, as shown and described.

DESCRIPTION

FIG. 1 is a partially elevated, angled view of the refillable napkin dispenser.

FIG. 2 is a front view of the refillable napkin dispenser shown in FIG. 1.

FIG. 3 is a side view of the refillable napkin dispenser shown in FIG. 1.

FIG. 4 is a back view of the refillable napkin dispenser shown in FIG. 1.

FIG. 5 is a top view of the refillable napkin dispenser shown in FIG. 1.

FIG. 6 is a bottom view of the refillable napkin dispenser shown in FIG. 1.

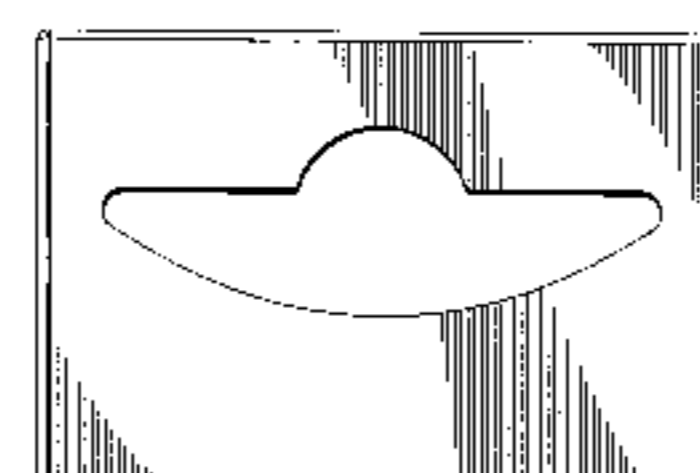
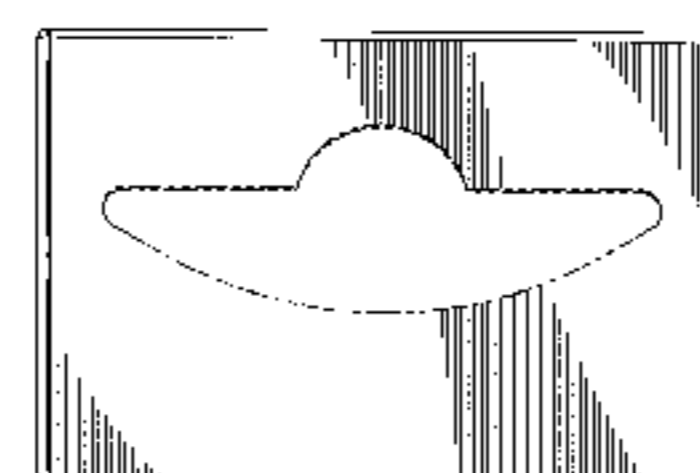
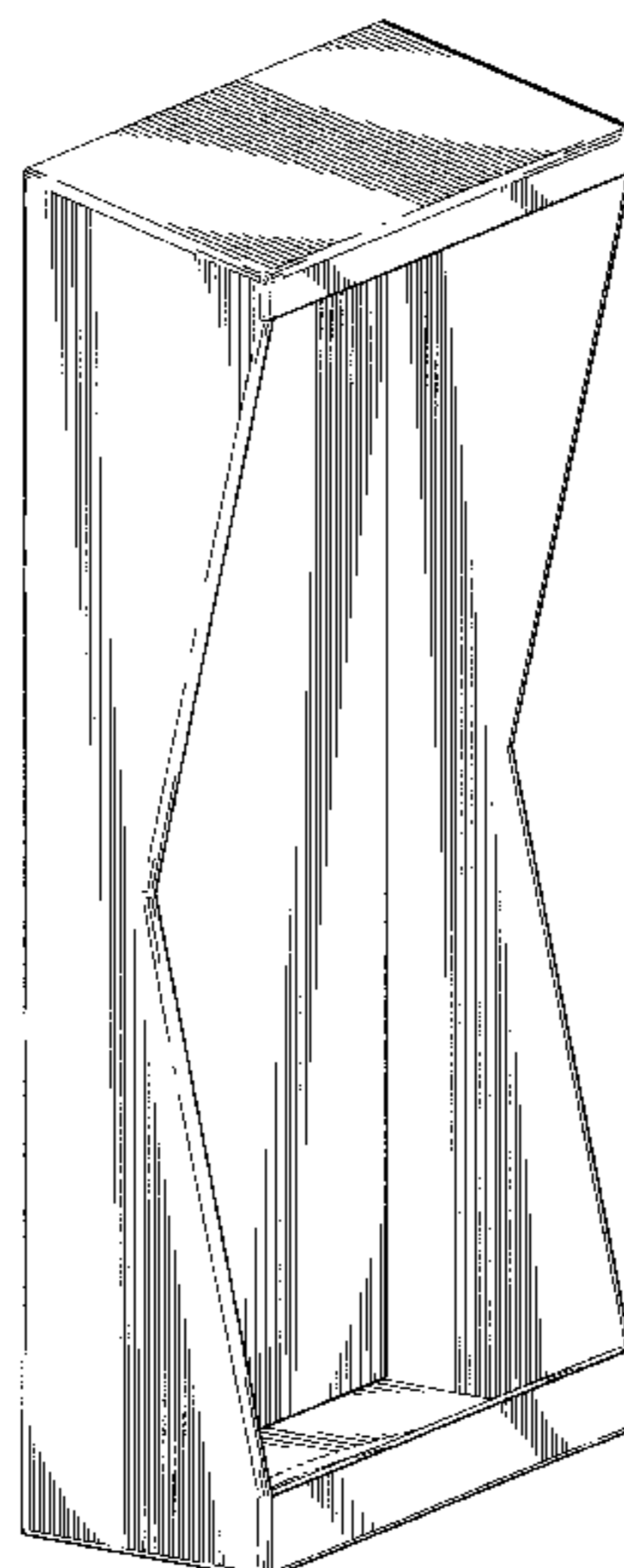
FIG. 7 is a partially elevated, angled view of an alternate embodiment of the refillable napkin dispenser of FIG. 1;

FIG. 8 is a front view of FIG. 7; and,

FIG. 9 is a bottom view of FIG. 7.

The broken lines are for illustrative purposes only and form no part of the claimed design.

1 Claim, 7 Drawing Sheets



US D449,496 S

Page 2

U.S. PATENT DOCUMENTS

2,195,437	4/1940	West	312/60	4,877,154	10/1989	Matsui	221/48
2,858,045	10/1958	Loeb	221/59	4,938,382	7/1990	Frazier et al.	221/45
3,164,298	1/1965	Repko	221/282	5,002,200	3/1991	Hunt	221/1
3,203,586	8/1965	Downham	221/55	5,020,670	6/1991	Bedford	206/499
3,272,385	9/1966	Watkins		5,065,895	11/1991	De Luca et al.	221/54
3,349,959	10/1967	Watkins	221/48	5,090,592	2/1992	Petterson et al.	221/55
3,724,716	* 4/1973	Baraconi et al.	221/47	5,100,020	3/1992	Petterson et al.	221/45
3,747,802	7/1973	Uroshevich	221/63	5,102,007	4/1992	Petterson et al.	221/6
3,754,681	8/1973	Slye et al.	221/45	5,219,092	6/1993	Morand	221/58
4,004,691	1/1977	Wihksne	206/459	5,356,032	10/1994	Rhodes	221/47
4,411,374	10/1983	Hotchkiss	221/63	5,460,322	10/1995	Carlson et al.	229/120
4,491,242	1/1985	Trinidad	221/312 R	5,520,308	5/1996	Berg, Jr. et al.	221/50
4,566,607	1/1986	Smith	221/155	5,590,813	1/1997	Abramczyk	221/197
4,623,074	11/1986	Dearwester	221/48	5,622,281	4/1997	Annand	221/48
4,678,099	7/1987	Matsui	221/48	5,632,409	5/1997	Raghunanan	221/45
4,679,703	7/1987	De Luca	221/52	5,642,836	7/1997	Merriweather, Jr.	221/62
4,706,844	11/1987	Omdoll et al.	221/59	5,690,230	11/1997	Griffith	206/555
4,768,679	9/1988	Matsui	221/48	5,836,478	11/1998	Weiss	221/309
4,805,800	2/1989	Nocek et al.	221/63	5,853,845	12/1998	McConnell et al.	448/126
4,838,454	6/1989	Salzmann et al.	221/57	5,931,339	8/1999	Dodge et al.	221/45

* cited by examiner

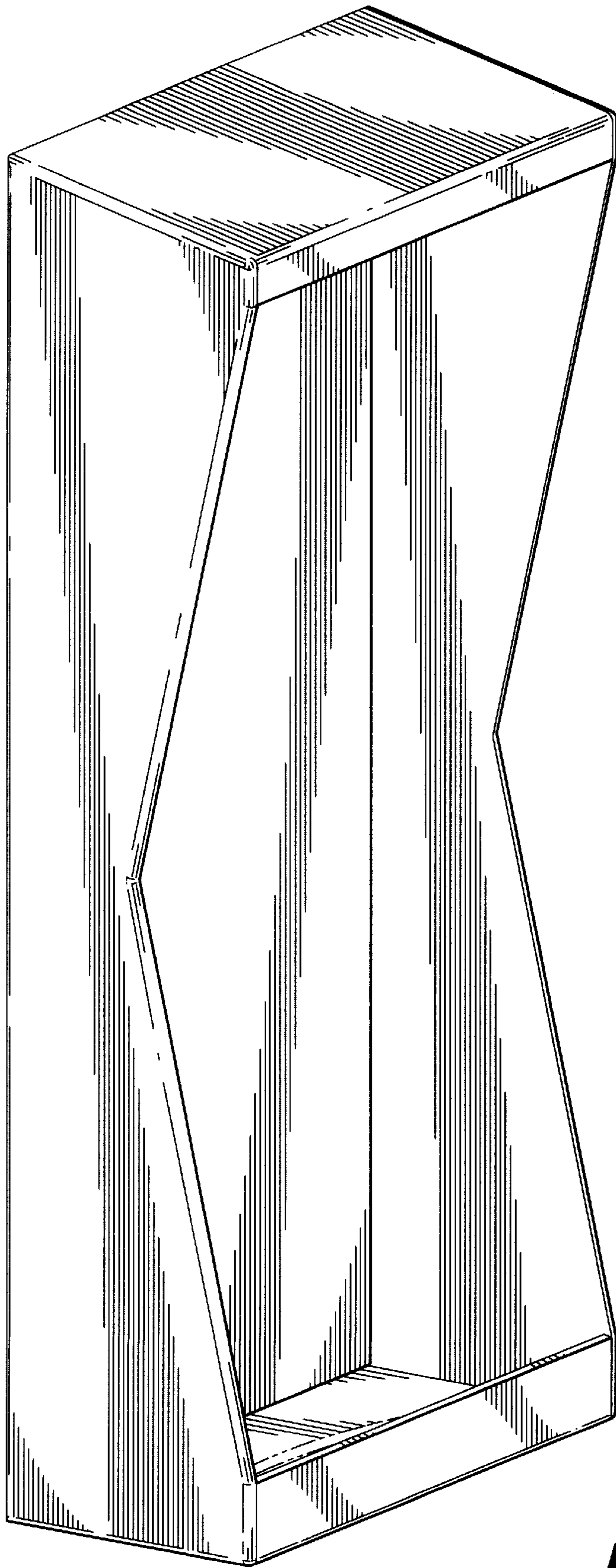


FIG 1



FIG 2

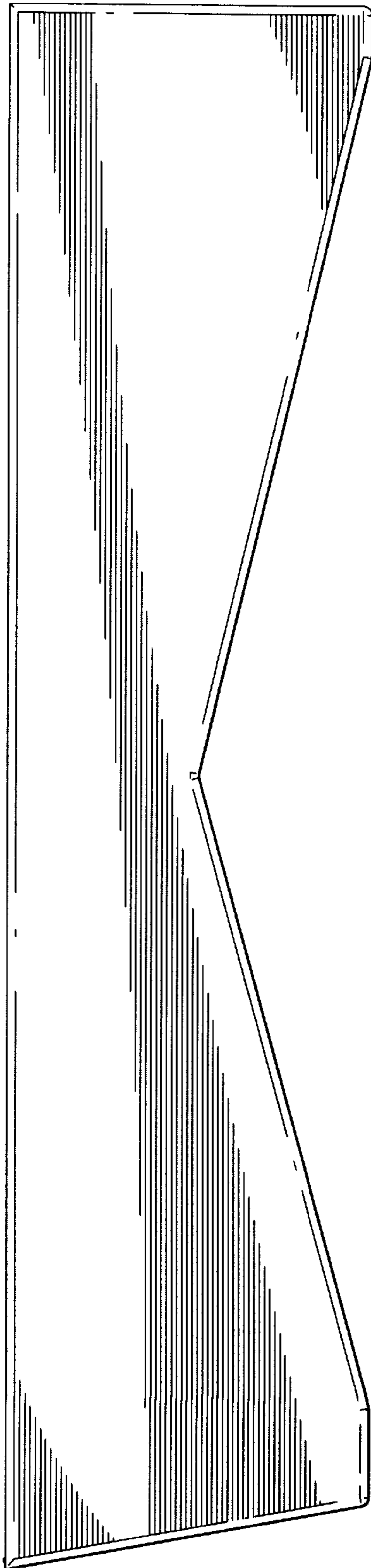


FIG 3




FIG 4

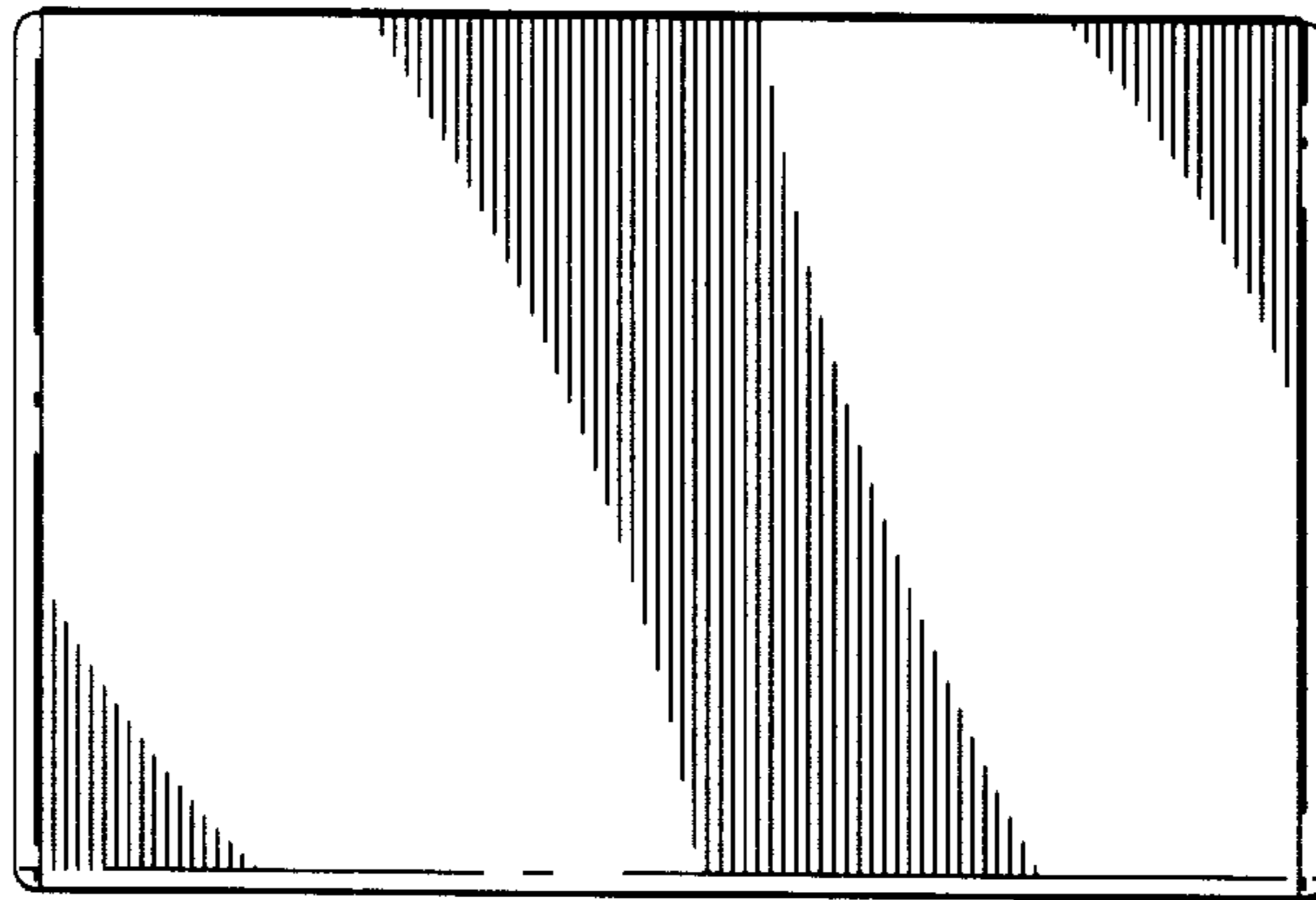


FIG 5

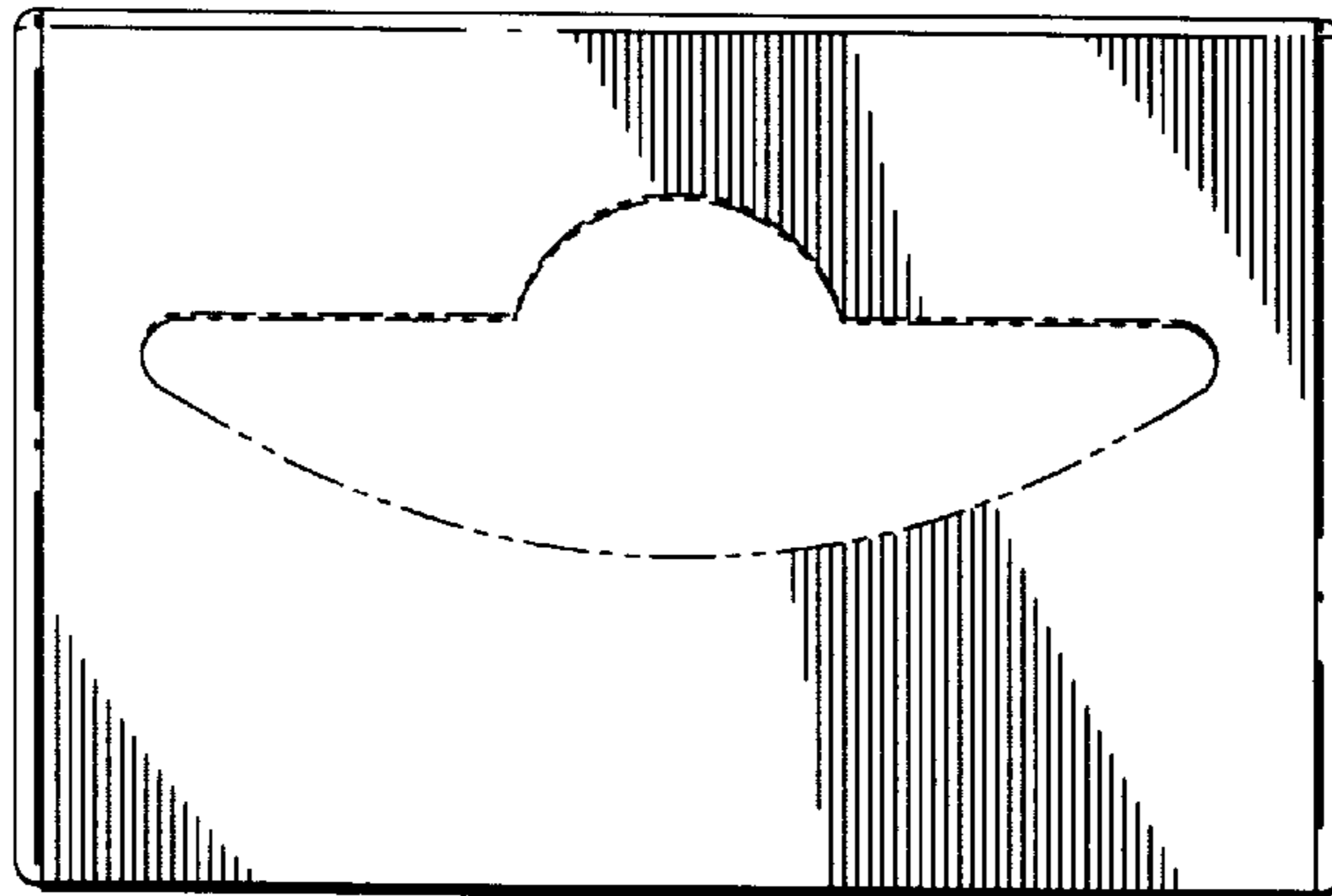


FIG 6

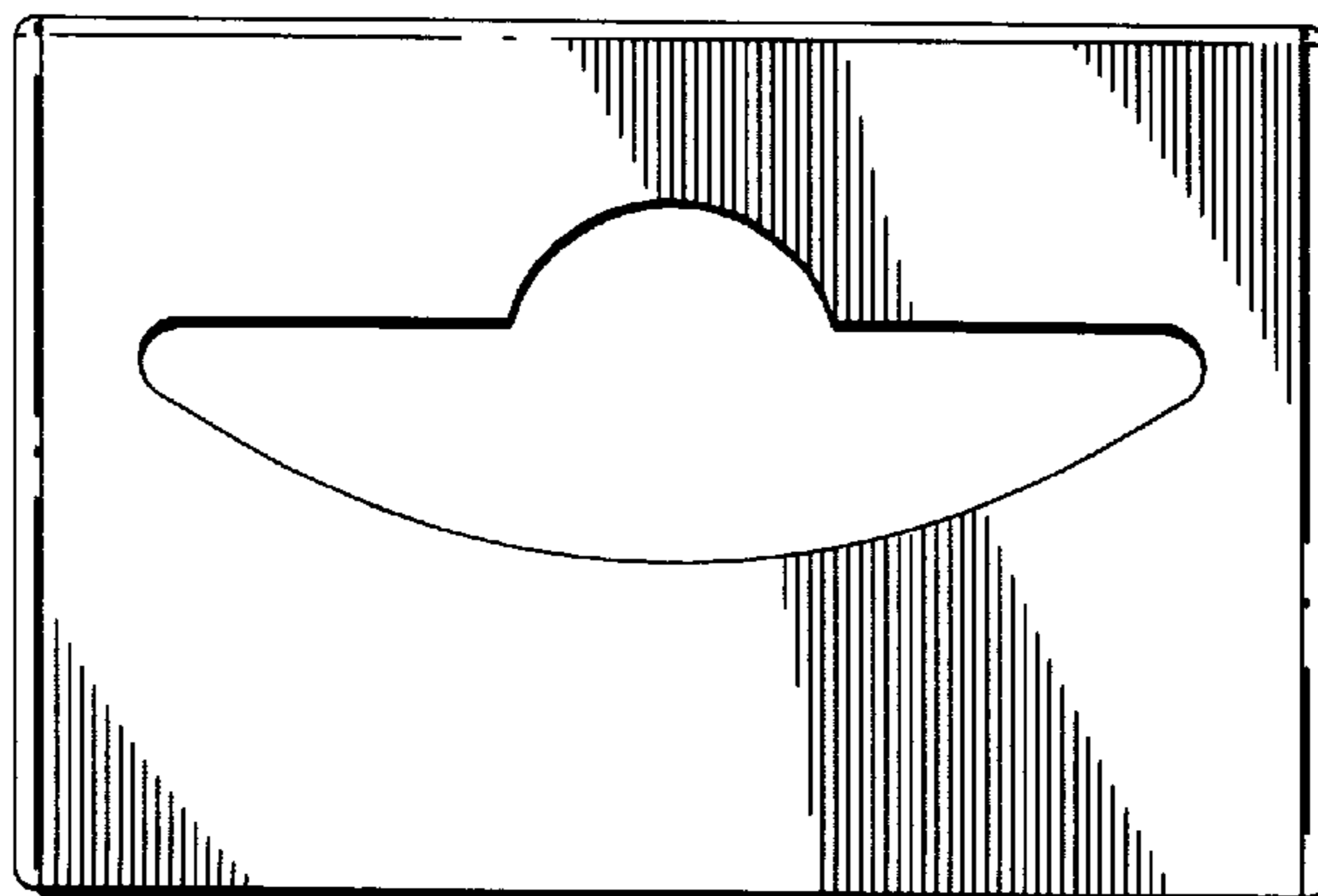


FIG 9

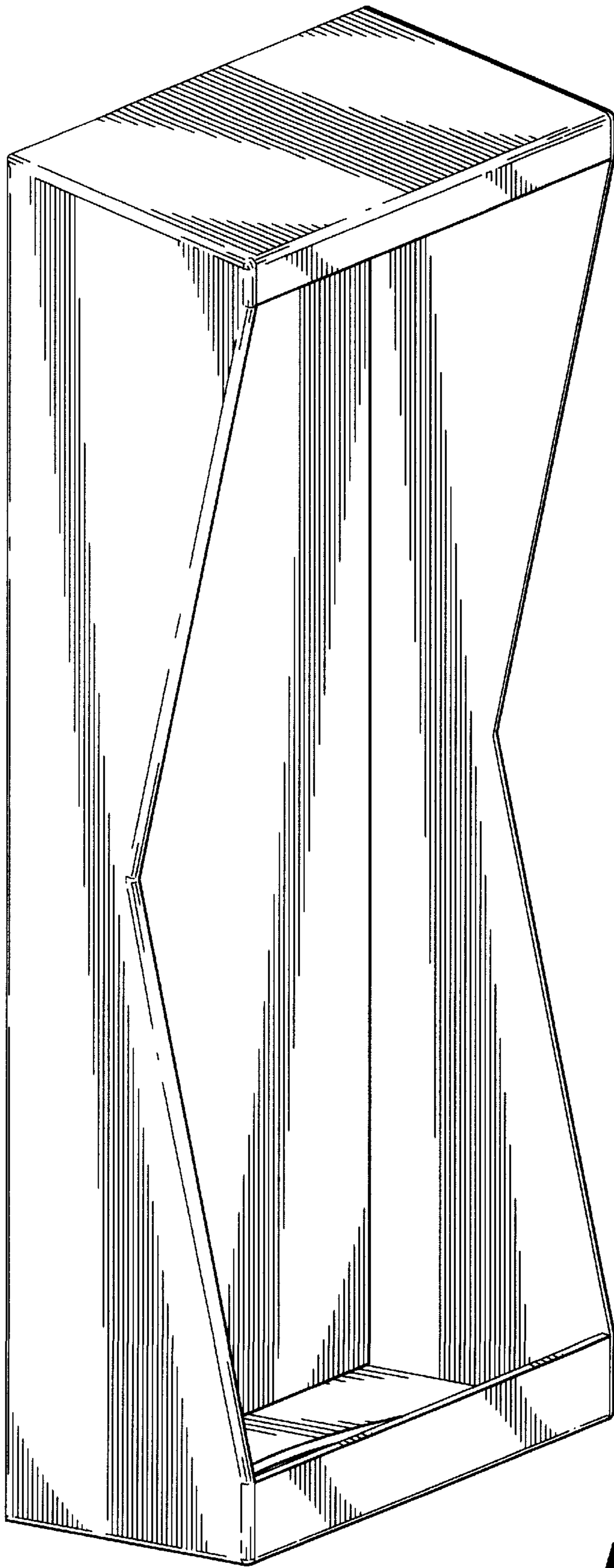


FIG 7



FIG 8