



US00D449493B1

(12) **United States Design Patent**
Tardif et al.

(10) **Patent No.:** **US D449,493 S**

(45) **Date of Patent:** **** Oct. 23, 2001**

(54) **THERMAL BOTTLE WITH A TUMBLER AT EACH EXTREMITY (VERTICAL GROOVES)**

1,749,565 * 3/1930 Coryell D7/608 X
3,371,807 * 3/1968 Clouser et al. 215/12.1

(75) Inventors: **Pierre Tardif**, Longueuil; **Kimberly Hoang**, St-Laurent, both of (CA)

* cited by examiner

Primary Examiner—Terry A. Wallace

(73) Assignee: **Trudeau Corporation 1889 Inc.**, Quebec (CA)

(74) *Attorney, Agent, or Firm*—Fish & Richardson P.C.

(**) Term: **14 Years**

(57) **CLAIM**

(21) Appl. No.: **29/130,926**

We claim the ornamental design for a thermal bottle with a tumbler at each extremity (vertical grooves), as shown and described.

(22) Filed: **Oct. 13, 2000**

DESCRIPTION

(30) **Foreign Application Priority Data**

Apr. 14, 2000 (CA) 2000-0999

(51) **LOC (7) Cl.** **07-01**

(52) **U.S. Cl.** **D7/608**

(58) **Field of Search** D7/605, 608; D9/501-504; 62/457.1, 457.7; 215/12.1, 12.2, 13.1

FIG. 1 is a perspective view of a thermal bottle with tumbler at each extremity (vertical grooves) showing our new design;

FIG. 2 is a front elevation view thereof;

FIG. 3 is a top plan view thereof

FIG. 4 is a side elevation view thereof;

FIG. 5 is a bottom plan view thereof;

FIG. 6 is a perspective view of an alternate embodiment of FIG. 1;

FIG. 7 is a front elevation view of FIG. 6;

FIG. 8 is a top plan view of FIG. 6;

FIG. 9 is a side elevation view of FIG. 6; and,

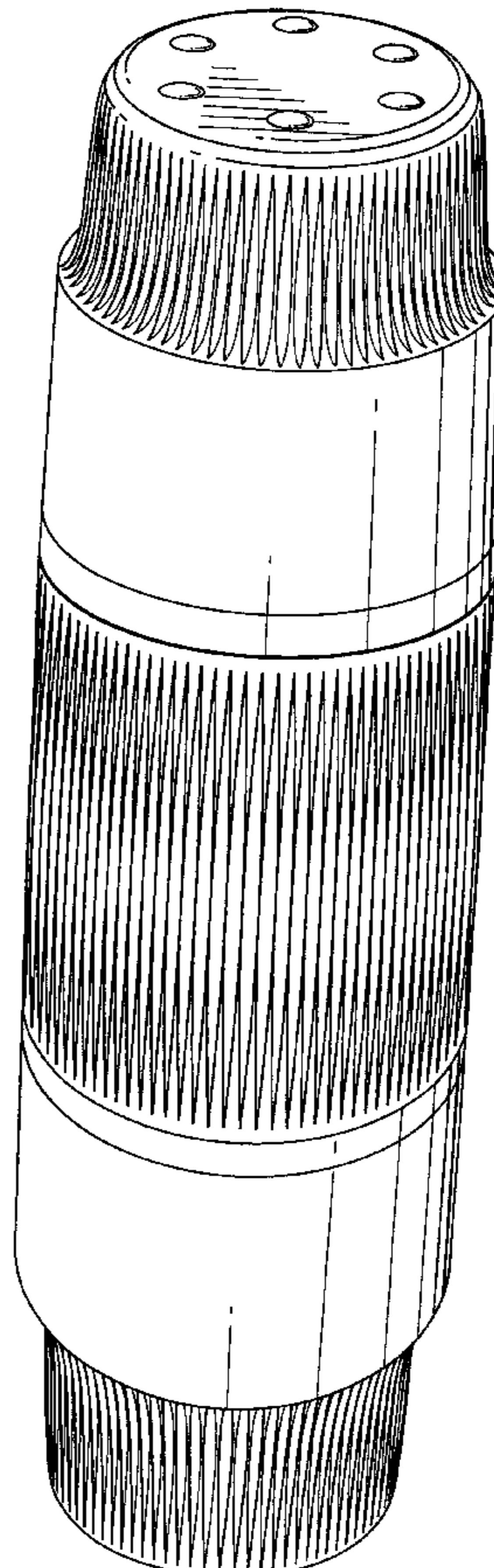
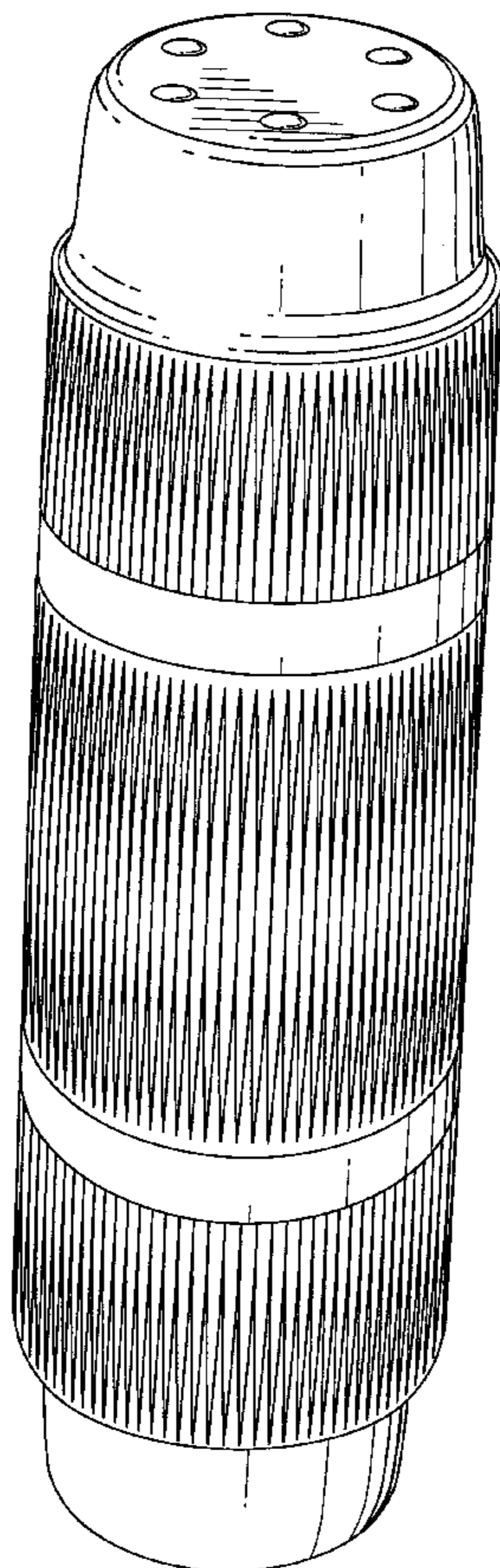
FIG. 10 is a bottom plan view of FIG. 6.

(56) **References Cited**

U.S. PATENT DOCUMENTS

- D. 181,355 * 11/1957 Gunn D7/608
- D. 246,858 * 1/1978 Larson D7/608
- D. 248,812 * 8/1978 Eiserman D7/608
- D. 395,793 * 7/1998 Moran D7/608

1 Claim, 6 Drawing Sheets



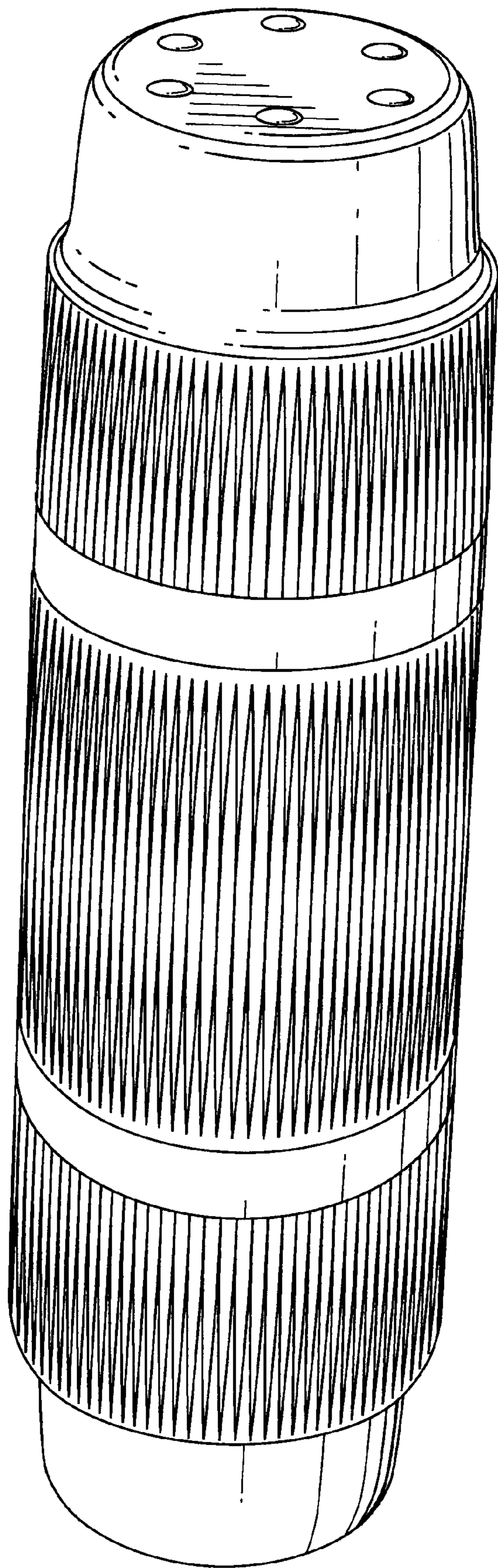


Fig.1




Fig.3




Fig.2




Fig.4




Fig.5

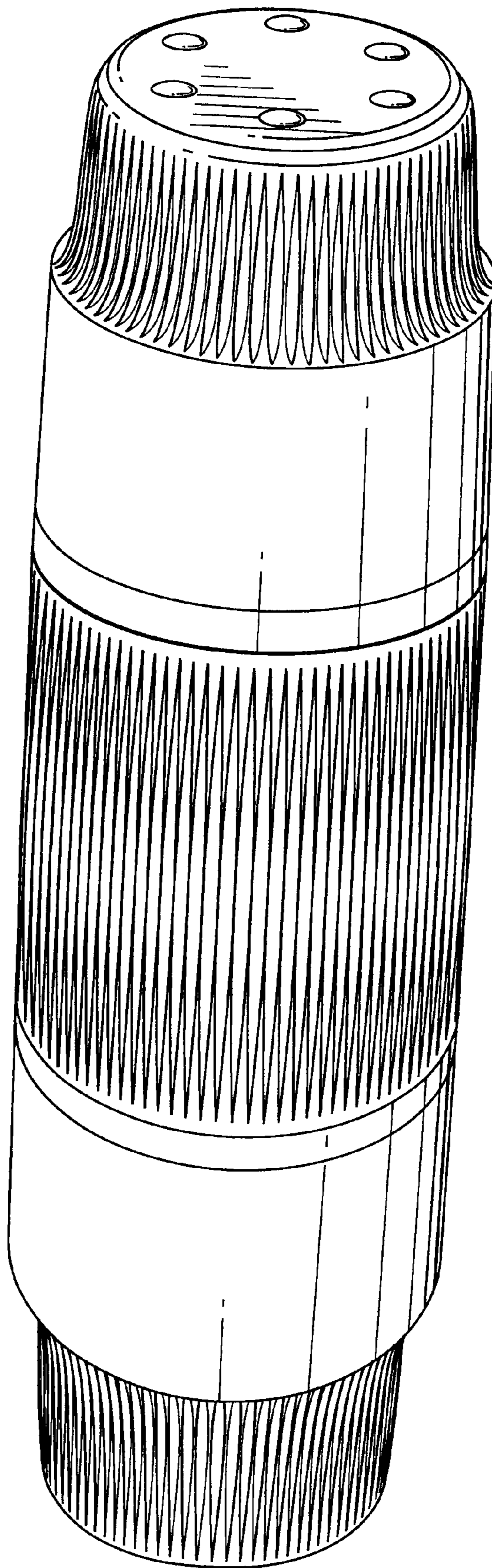


Fig.6




Fig.8




Fig.7




Fig.9




Fig.10