



US00D449486B1

(12) **United States Design Patent**
Chan

(10) **Patent No.:** **US D449,486 S**

(45) **Date of Patent:** **** Oct. 23, 2001**

(54) **CAR SEAT COVER**

(76) **Inventor:** **Yi-Chang Chan,**
2F.,No.41-1,Jong-Huah Rd., Shin-Juang
City,Taipei Hsien (TW)

(*) **Notice:** This patent is subject to a terminal disclaimer.

(**) **Term:** **14 Years**

(21) **Appl. No.:** **29/106,715**

(22) **Filed:** **Jun. 18, 1999**

(51) **LOC (7) Cl.** **06-13**

(52) **U.S. Cl.** **D6/611**

(58) **Field of Search** D6/610, 611; 297/228.12,
297/225, 224

(56) **References Cited**

U.S. PATENT DOCUMENTS

- D. 125,533 * 2/1941 Gates D6/611
- D. 276,288 * 11/1984 Kitchen D6/611
- D. 310,314 * 9/1990 Caron D6/611
- D. 400,044 * 10/1998 Rosenberg D6/611

- D. 403,195 * 12/1998 Irwin-Tesmer D6/610
- 4,669,779 * 6/1987 Kaganas et al. D6/611
- 4,693,511 * 9/1987 Seltzer et al. 297/228.1
- 4,694,511 * 9/1987 Estes et al. 297/225

* cited by examiner

Primary Examiner—Louis S. Zarfes

Assistant Examiner—Inga-Maria Hyttinen

(74) *Attorney, Agent, or Firm*—Pro-Techtor International Services

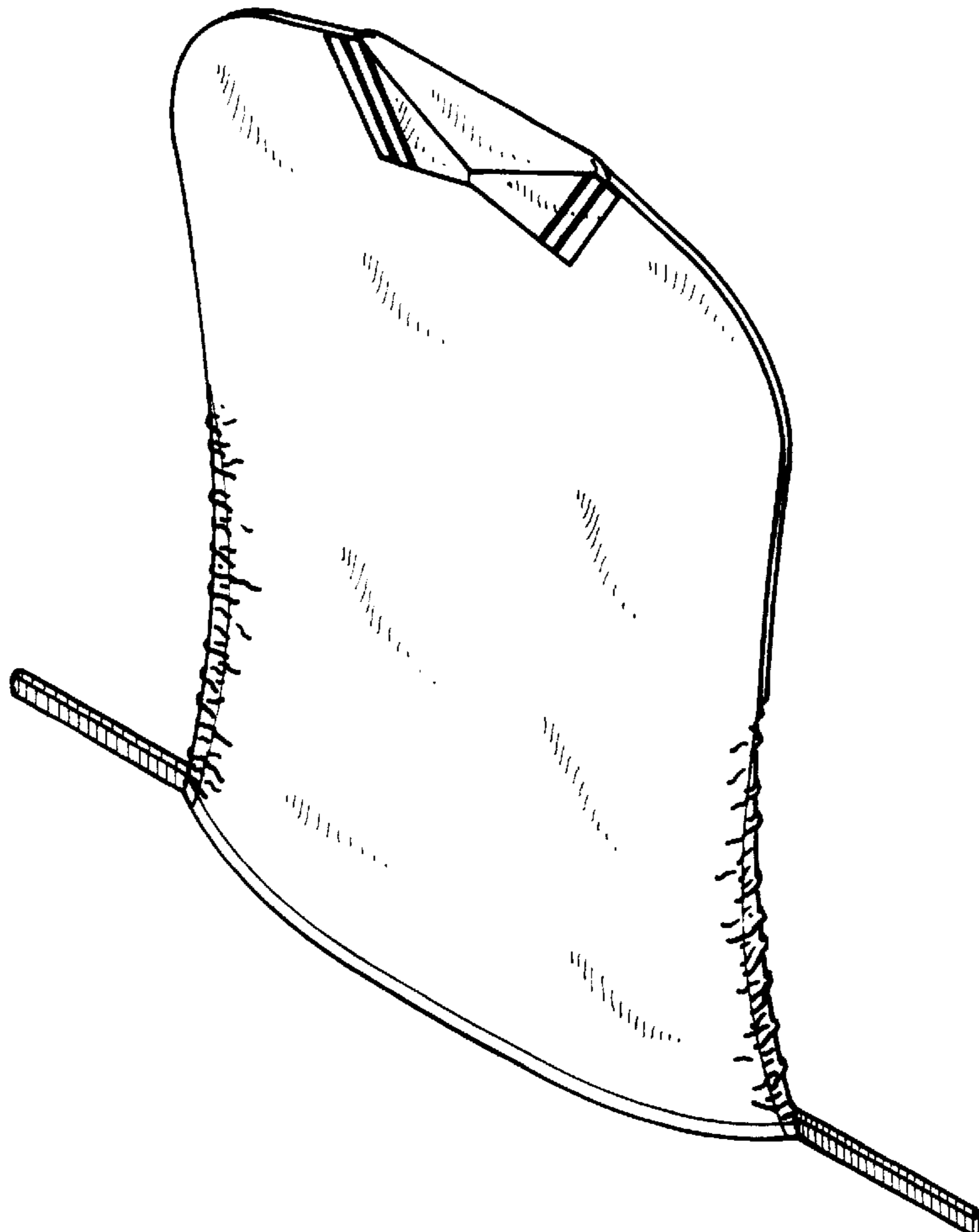
(57) **CLAIM**

The ornamental design for car seat cover, as shown and described.

DESCRIPTION

FIG. 1 is a perspective view of car seat cover showing my new design;
 FIG. 2 is a front elevational view thereof;
 FIG. 3 is a rear elevational view thereof;
 FIG. 4 is a top plan view thereof;
 FIG. 5 is a bottom plan view thereof;
 FIG. 6 is a left side elevational view thereof; and,
 FIG. 7 is a right side elevational view thereof.

1 Claim, 5 Drawing Sheets



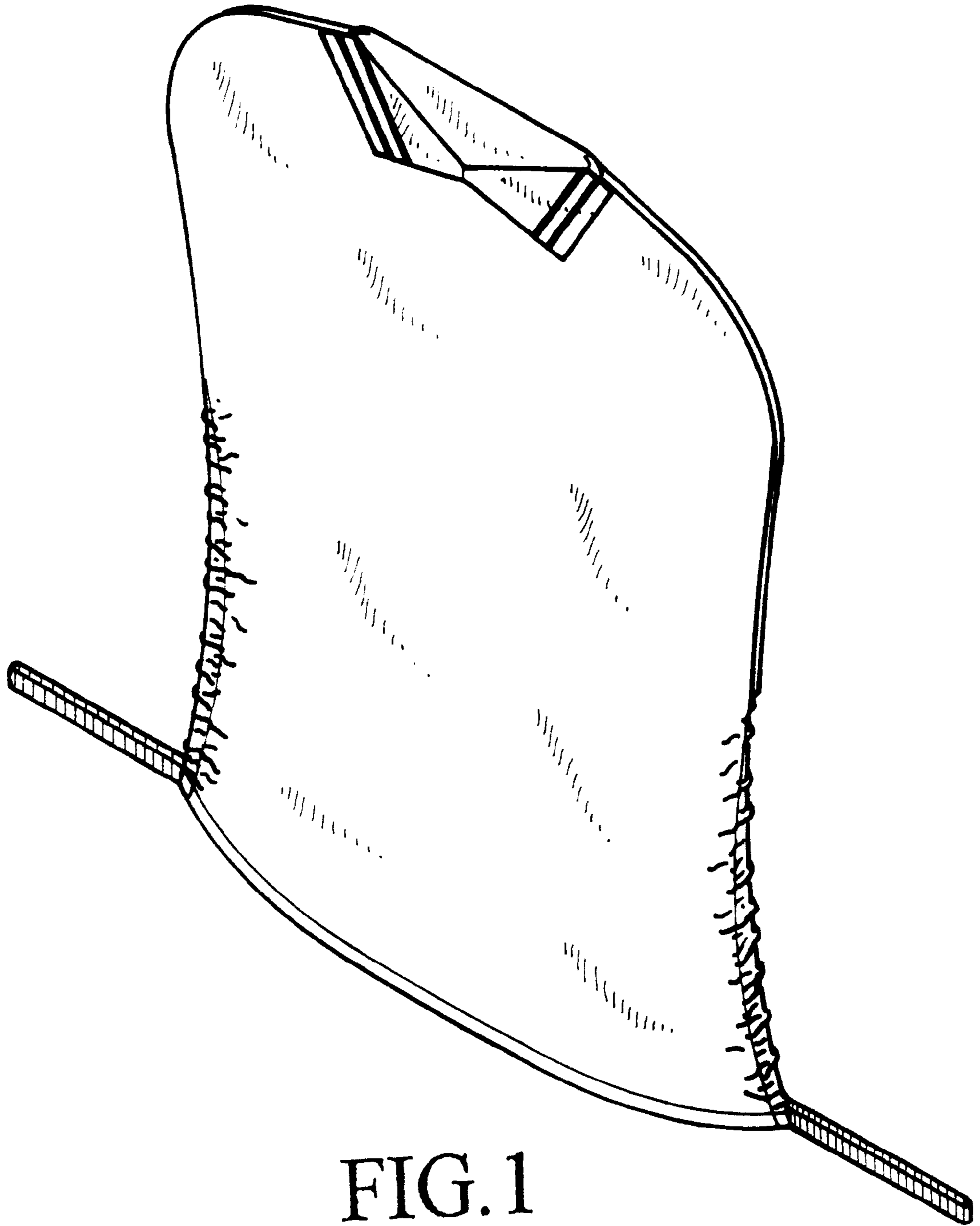


FIG. 1

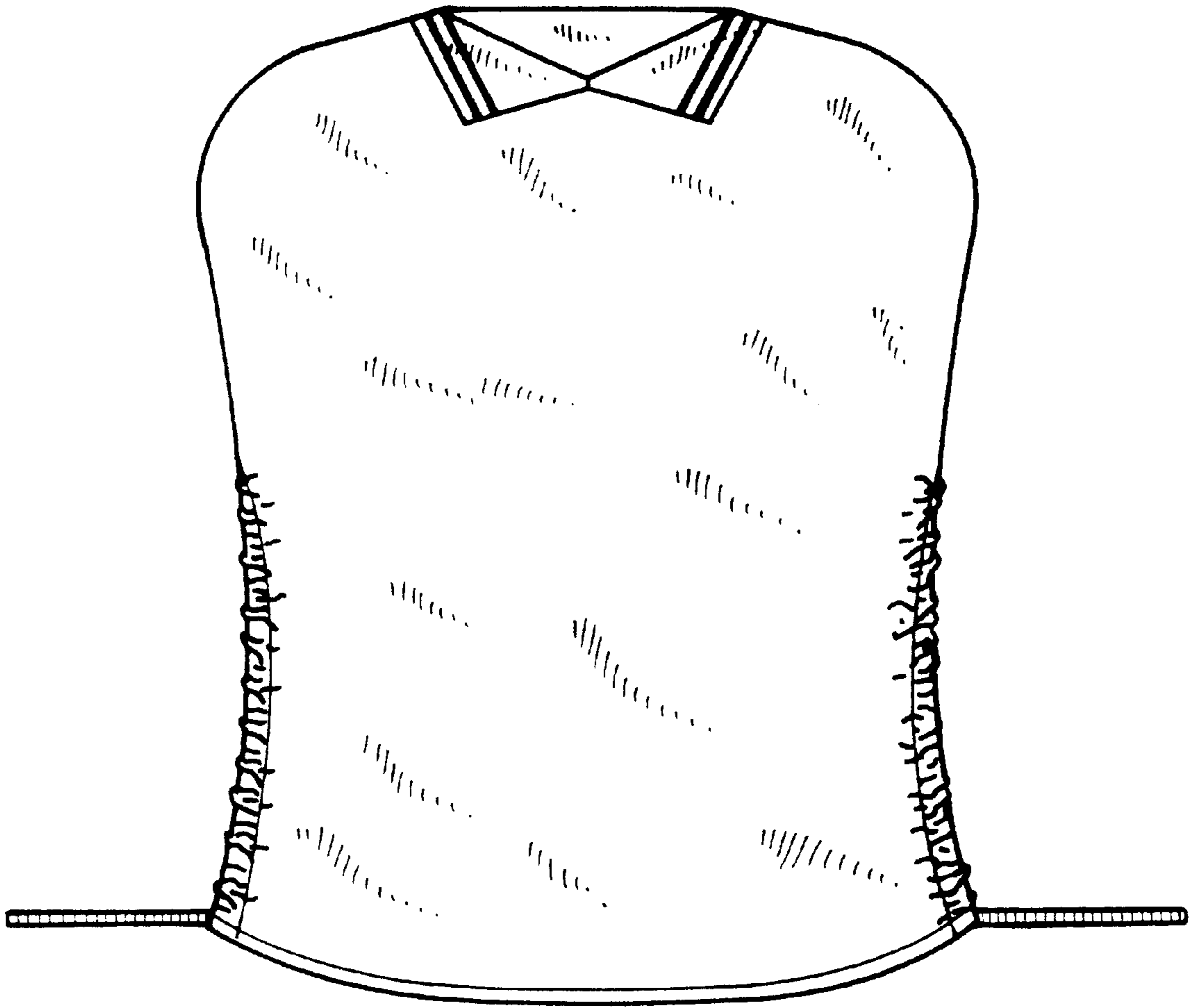


FIG.2

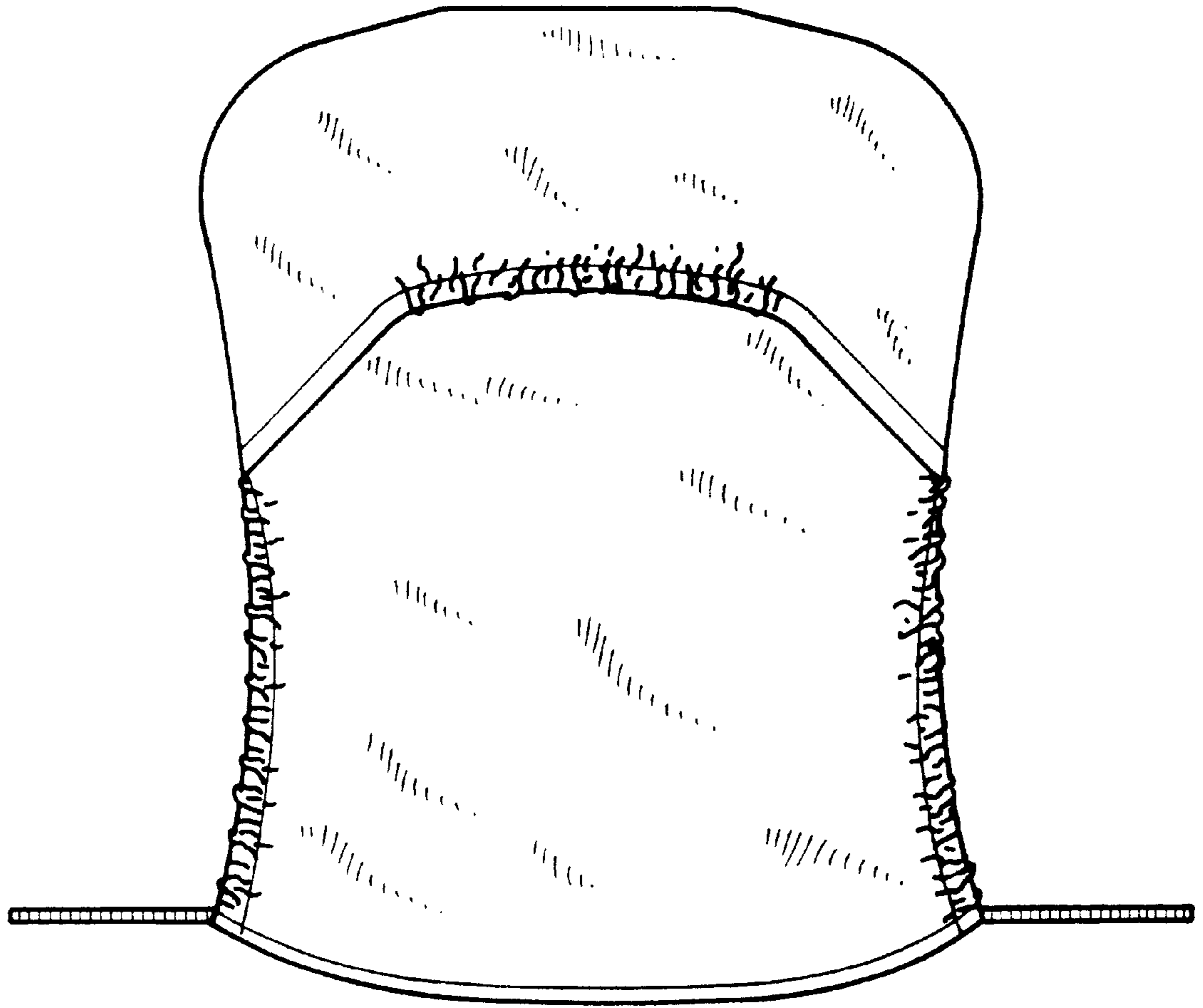


FIG. 3




FIG. 4



FIG. 5



FIG. 6



FIG. 7