



US00D449482B1

(12) **United States Design Patent**  
**Berke et al.**

(10) **Patent No.:** **US D449,482 S**

(45) **Date of Patent:** **\*\* Oct. 23, 2001**

(54) **COMFORT PILLOW WITH ARM RECESS**

(75) **Inventors:** **Joseph J. Berke**, 3248 Interlaken, West Bloomfield, MI (US) 48323; **Charles T. Michael**, Troy, MI (US)

(73) **Assignee:** **Joseph J. Berke**, West Bloomfield, MI (US)

(\*\*) **Term:** **14 Years**

(21) **Appl. No.:** **29/138,257**

(22) **Filed:** **Mar. 12, 2001**

(51) **LOC (7) Cl.** ..... **06-09**

(52) **U.S. Cl.** ..... **D6/601**

(58) **Field of Search** ..... D6/595, 596, 597, D6/599, 601, 602, 603, 604, 605, 608, 501, 417, 418, 419, 420, 485, 495, 499, 630, 631, 632, 633, 636, 637, 638, 639, 640, 641, 644, 645, 646, 648, 650, 651, 652, 652.1, 653, 654, 655, 655.3, 655.4, 655.9, 656, 657, 657.5, 690, 706, 710, 717, 718, 727, 731, 733, 736, 737; 15/208, 209.1, 210.1

(56) **References Cited**

**U.S. PATENT DOCUMENTS**

D. 114,973 \* 5/1939 Eckman ..... 5/633

D. 118,319 \* 12/1939 Kandell ..... D6/601  
D. 260,591 \* 9/1981 Eischen ..... 5/652  
D. 279,344 \* 6/1985 Kohler, Jr. .... D6/596  
D. 284,724 \* 7/1986 Clark et al. .... D6/601  
D. 308,613 \* 6/1990 Clark et al. .... D6/601  
D. 310,609 \* 9/1990 Burkhardt ..... D6/601  
D. 317,840 \* 7/1991 Jagdat ..... D6/601  
D. 337,017 \* 7/1993 Levien ..... D6/601  
D. 337,231 \* 7/1993 Levien ..... D6/601  
2,835,905 \* 5/1958 Tomasson ..... 5/632

\* cited by examiner

*Primary Examiner*—Gary D. Watson

*Assistant Examiner*—T. Chase Nelson

(74) *Attorney, Agent, or Firm*—Alex Rhodes

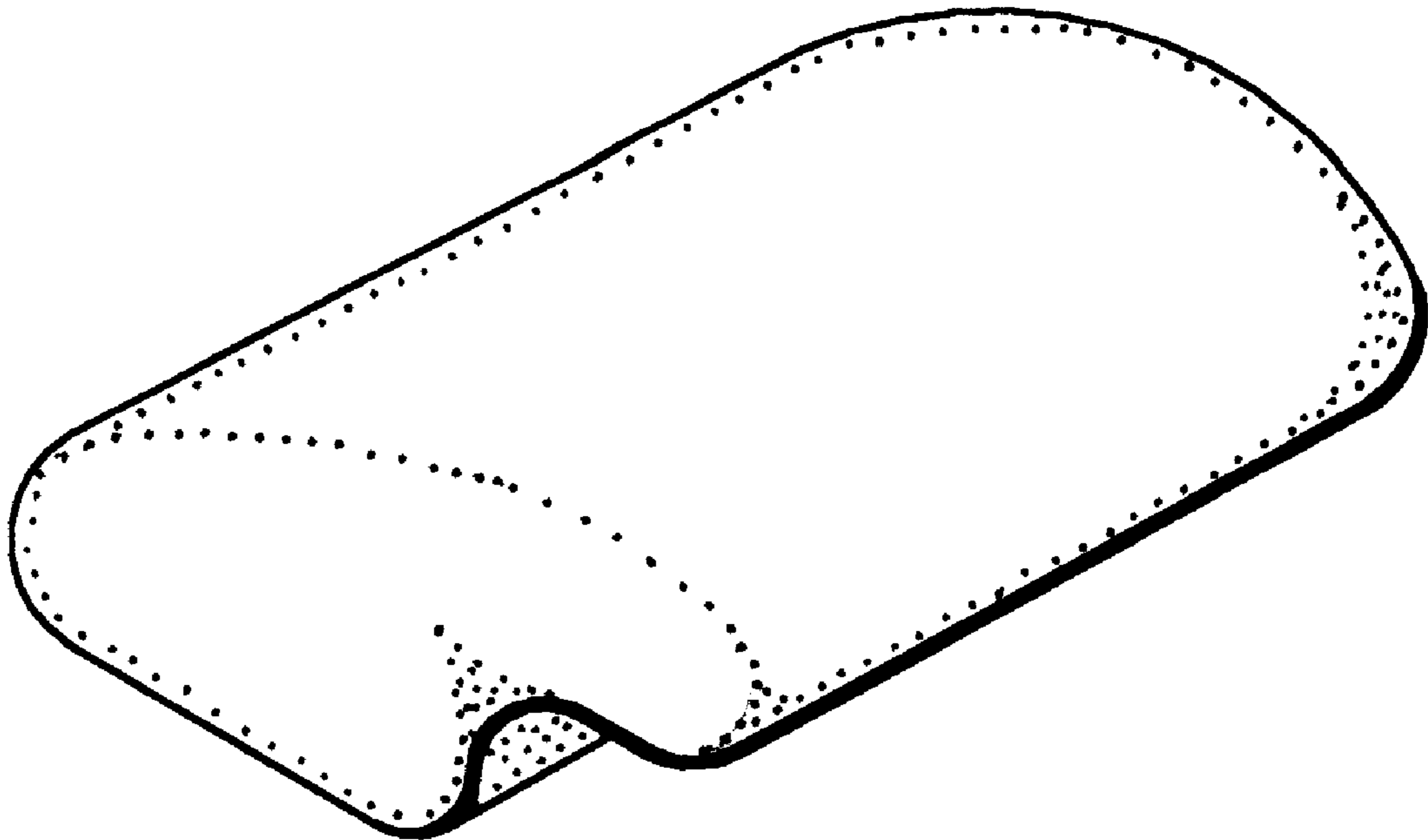
(57) **CLAIM**

The ornamental design for a comfort pillow with arm recess, as shown and described.

**DESCRIPTION**

FIG. 1 is a perspective view of a comfort pillow with an arm recess, showing our new design;  
FIG. 2 is a plan view of the new design;  
FIG. 3 is a rear view of the new design;  
FIG. 4 is a front view of the new design;  
FIG. 5 is a left side view of the new design;  
FIG. 6 is a right side view of the new design; and,  
FIG. 7 is a bottom view of the new design.

**1 Claim, 2 Drawing Sheets**



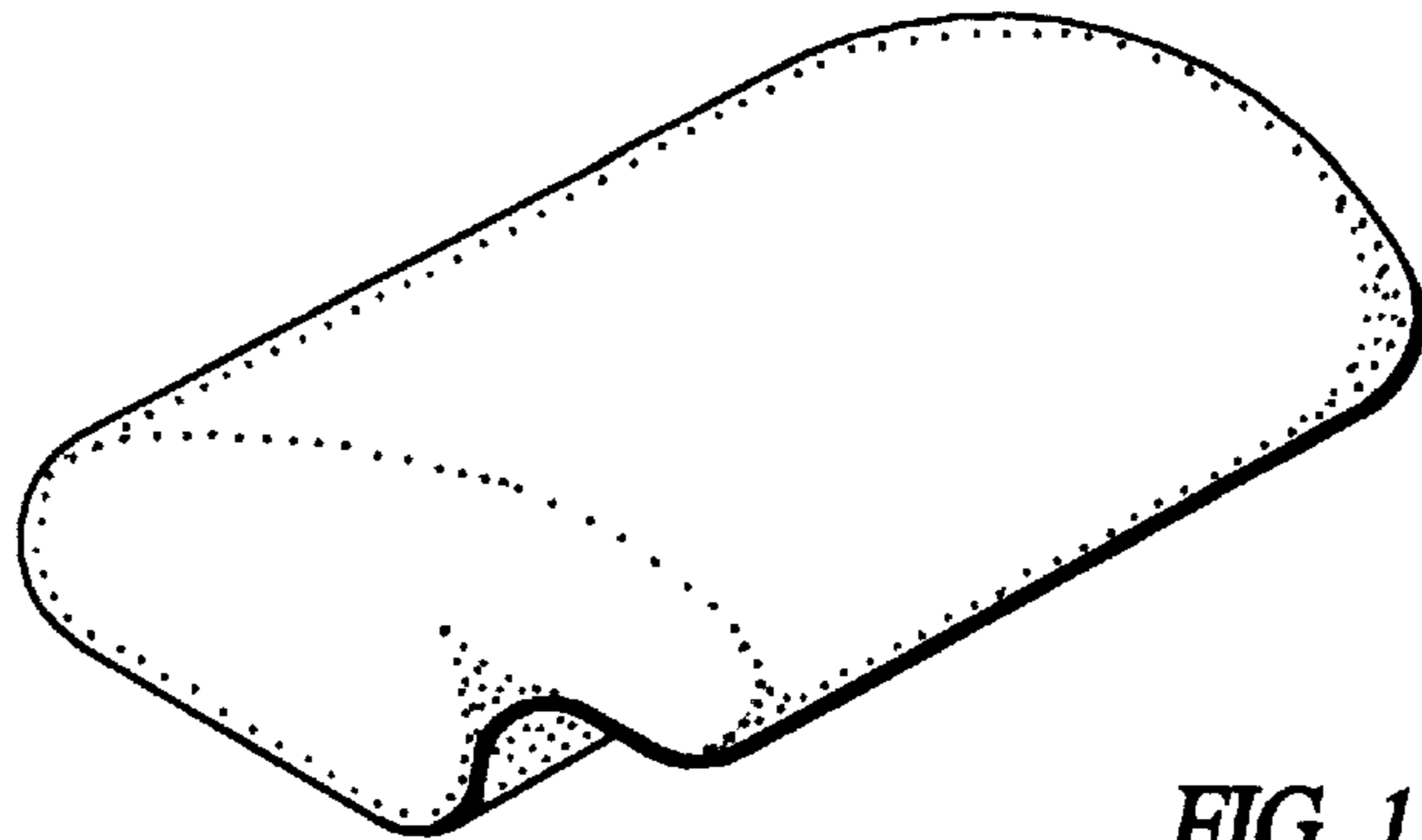


FIG. 1




FIG. 3

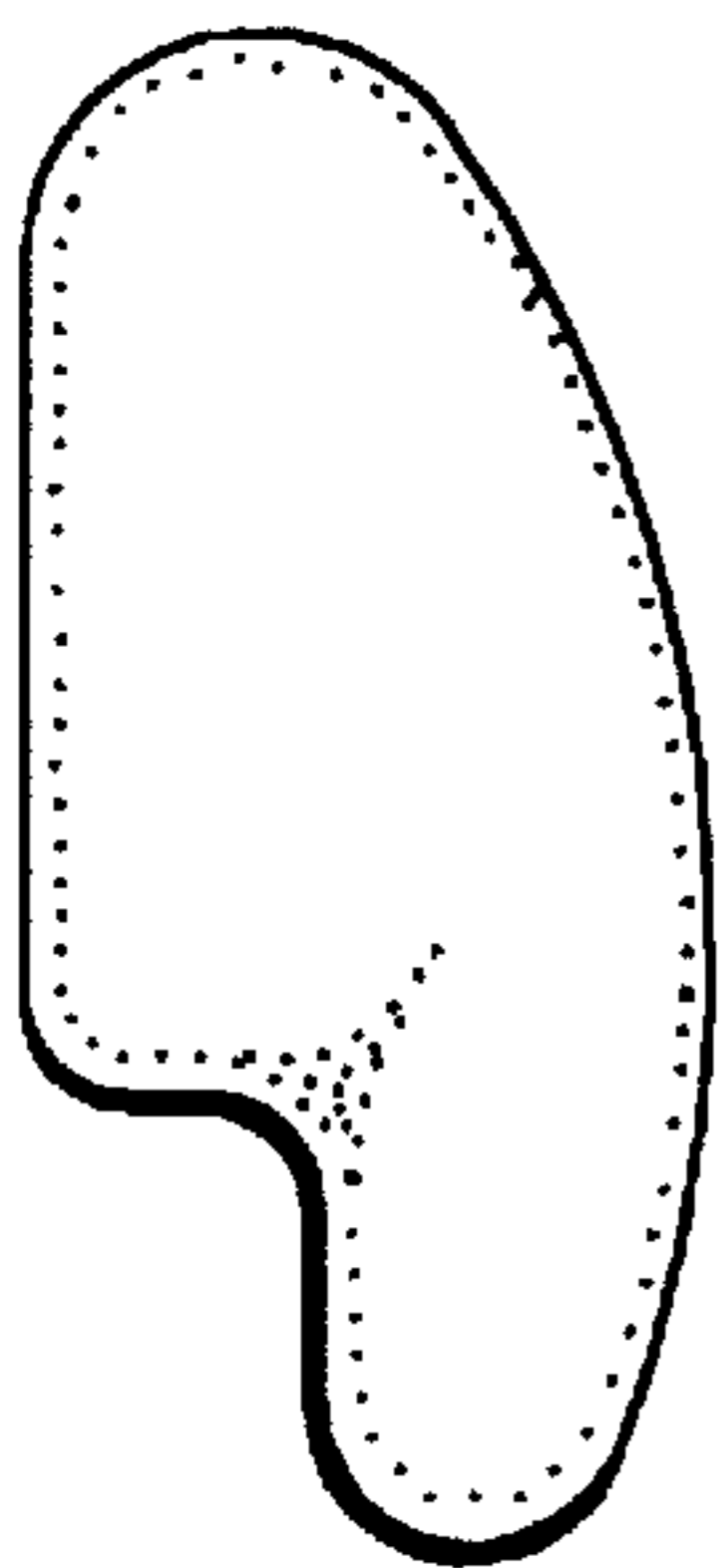


FIG. 6




FIG. 2

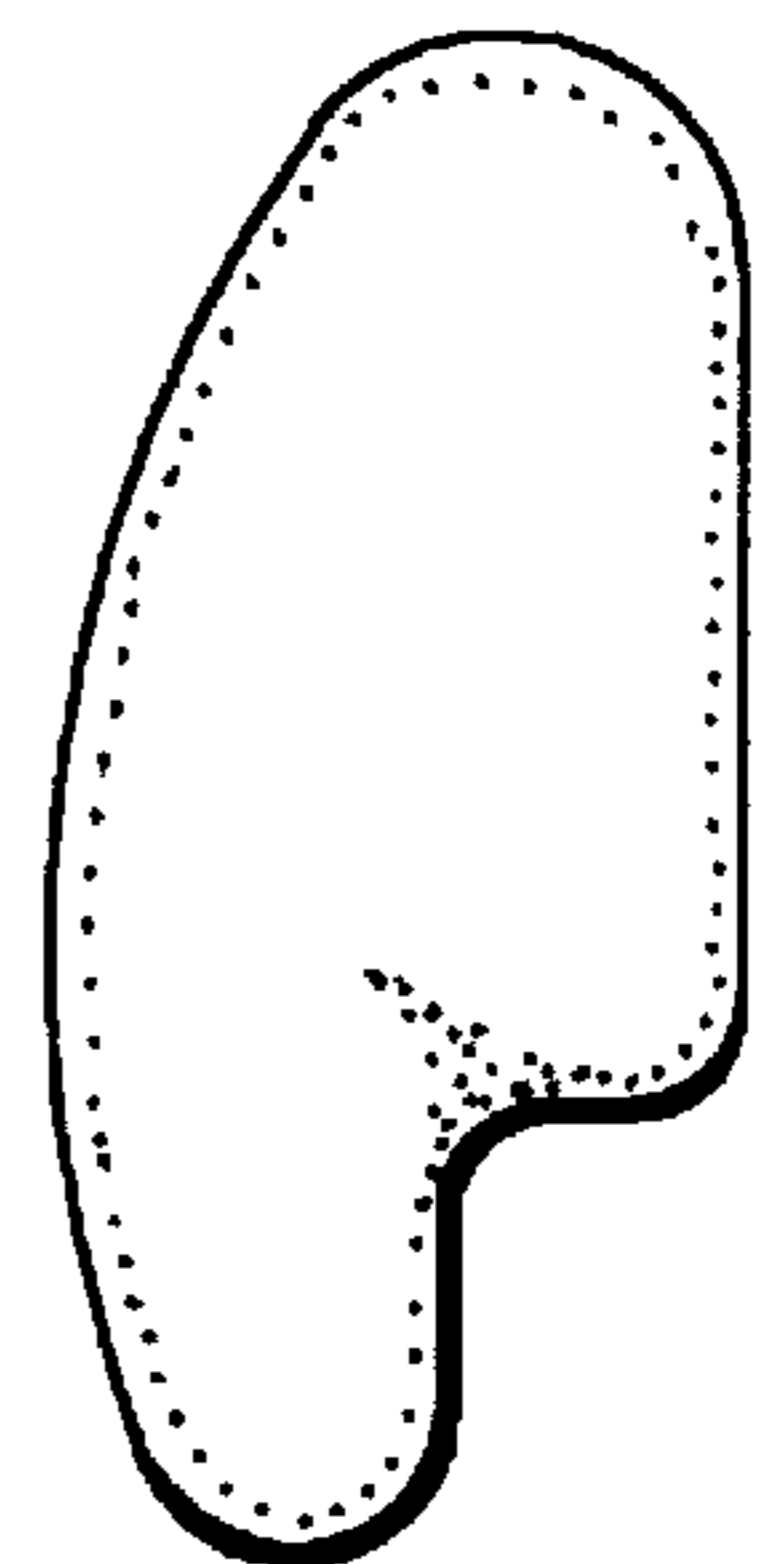


FIG. 5

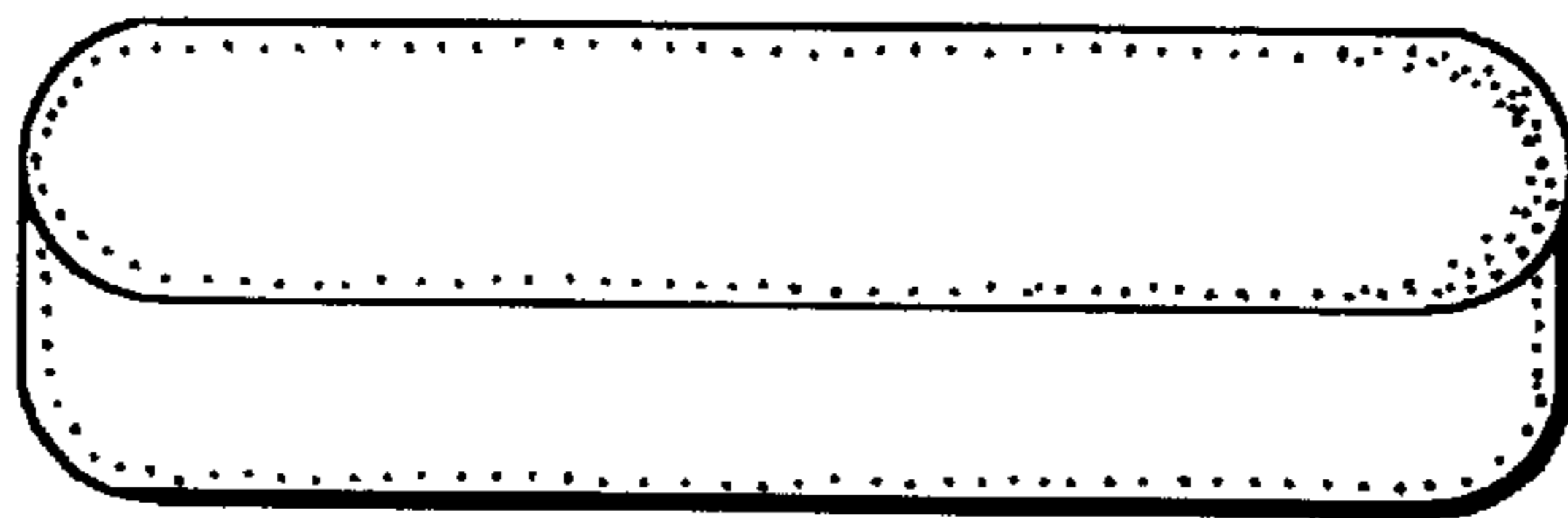



FIG. 4



***FIG. 7***