



US00D449463B1

(12) **United States Design Patent**  
**Schweiger**

(10) **Patent No.:** **US D449,463 S**

(45) **Date of Patent:** **\*\* Oct. 23, 2001**

(54) **SEAT**

(76) **Inventor:** **Robert William Schweiger**, 12  
Checkerberry Sq., Greensboro, NC (US)  
27455

(\*\*) **Term:** **14 Years**

(21) **Appl. No.:** **29/121,800**

(22) **Filed:** **Apr. 13, 2000**

(51) **LOC (7) Cl.** ..... **06-01**

(52) **U.S. Cl.** ..... **D6/381**

(58) **Field of Search** ..... D6/334, 335, 364,  
D6/371, 381, 500, 501, 502; 5/12.1; 297/232,  
445.1

(56) **References Cited**

**U.S. PATENT DOCUMENTS**

- D. 379,565 \* 6/1997 Schweiger ..... D6/381
- D. 384,513 \* 10/1997 Christa ..... D6/381

- D. 388,260 \* 12/1997 Natuzzi et al. .... D6/381
- D. 411,695 \* 6/1999 Christa et al. .... D6/381
- D. 419,794 \* 2/2000 Natuzzi et al. .... D6/381
- D. 438,722 \* 3/2001 Natuzzi et al. .... D6/381
- D. 441,979 \* 5/2001 Watson ..... D6/381

\* cited by examiner

*Primary Examiner*—Gary D. Watson


(57) **CLAIM**


The ornamental design for a seat, as shown and described.

**DESCRIPTION**

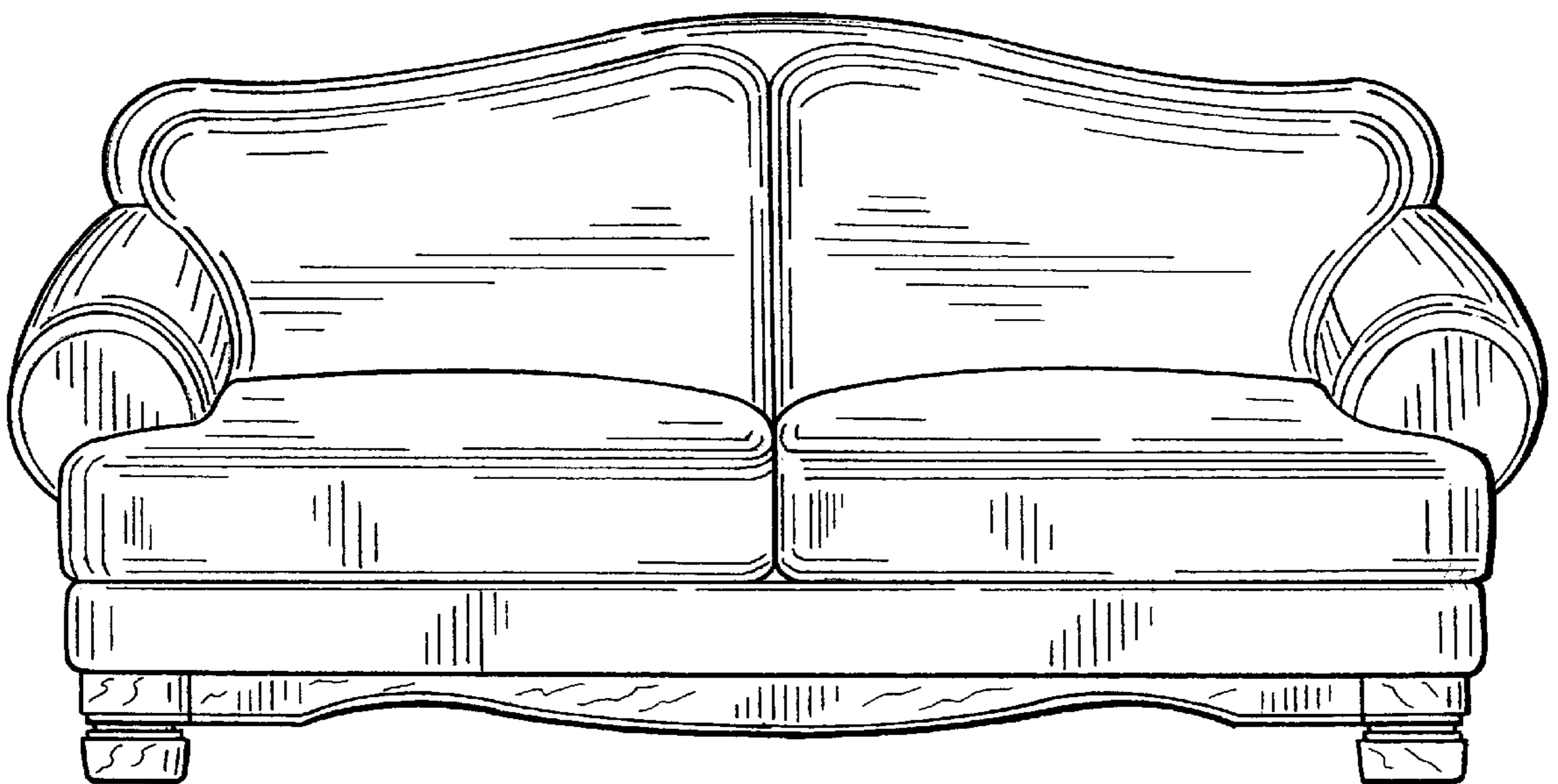
FIG. 1 is a perspective view of a seat showing my new design;  
 FIG. 2 is a front elevational view thereof;  
 FIG. 3 is a top plan view thereof; and,  
 FIG. 4 is a right side elevational view thereof.  
 The rear of the seat forms no part of the claimed design.

**1 Claim, 2 Drawing Sheets**






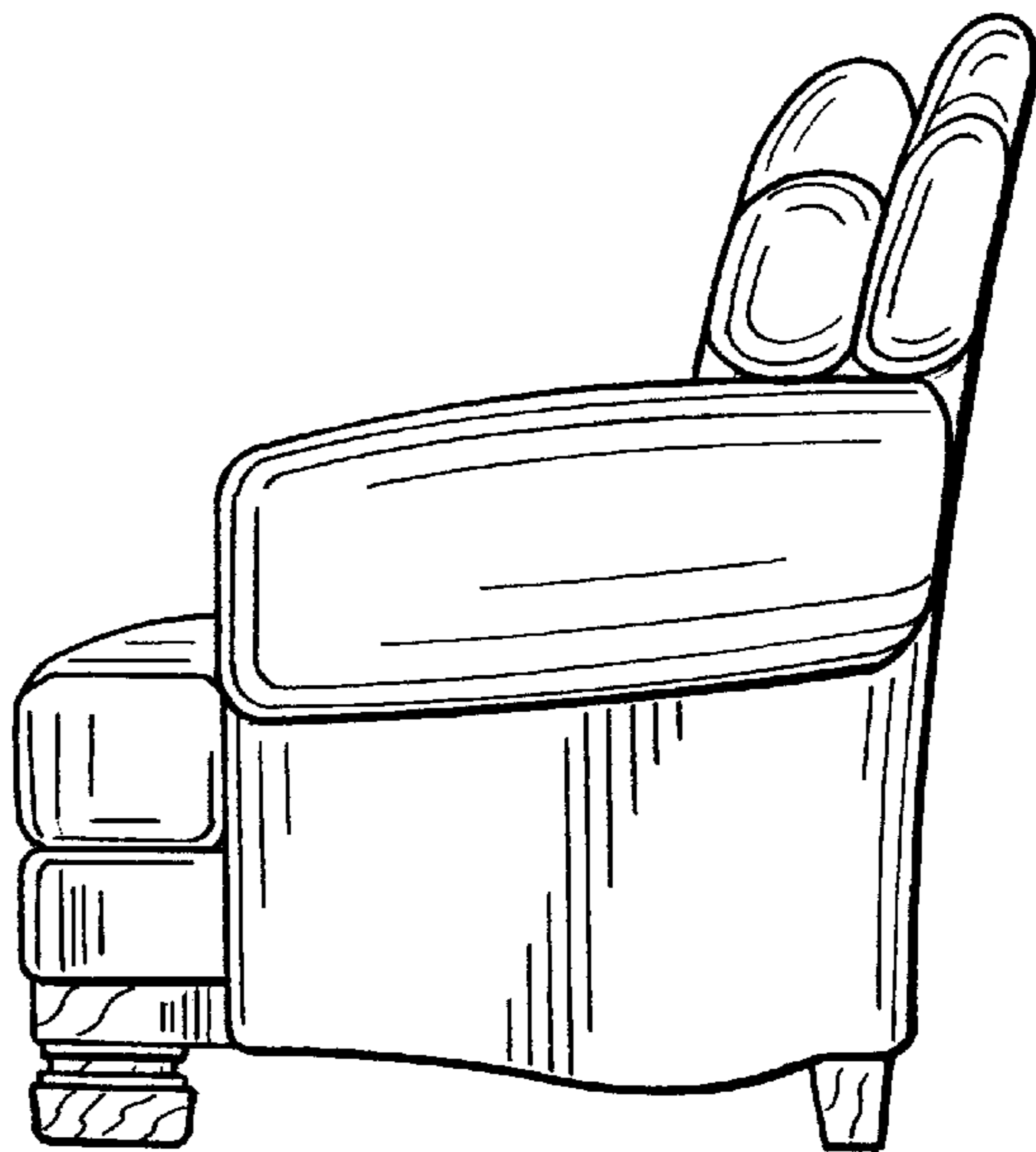
*Fig. 1*



*Fig. 2*



*Fig. 3*



*Fig. 4*