



US00D449460B1

(12) **United States Design Patent**  
**Vu**

(10) **Patent No.:** **US D449,460 S**

(45) **Date of Patent:** **\*\* Oct. 23, 2001**

(54) **SEAT**

(75) **Inventor:** **Hank H Vu, San Francisco, CA (US)**

(73) **Assignee:** **American West Furniture Mfrs Inc.,  
Orange, CA (US)**

(\*\*) **Term:** **14 Years**

(21) **Appl. No.:** **29/131,153**

(22) **Filed:** **Oct. 13, 2000**

(51) **LOC (7) Cl.** ..... **06-01**

(52) **U.S. Cl.** ..... **D6/375; D6/358**

(58) **Field of Search** ..... **D6/334, 358, 366,  
D6/368, 374, 375, 379, 380, 500, 501,  
502; 297/445.1, DIG. 2**

(56) **References Cited**

**U.S. PATENT DOCUMENTS**

D. 174,927	*	6/1955	Shannon	.....	D6/375
D. 179,878	*	3/1957	Bernier	.....	D6/368
D. 193,708	*	10/1962	Keown	.....	D6/375
D. 197,643	*	3/1964	Kramer	.....	D6/366
D. 308,604	*	6/1990	Verkerke	.....	D6/334

D. 340,812	*	11/1993	Estomin et al.	.....	D6/334
D. 362,968	*	10/1995	Mourgue	.....	D6/334
D. 368,383	*	4/1996	Danko	.....	D6/374
D. 408,662	*	4/1999	Perrin	.....	D6/500
D. 410,152	*	5/1999	Lombardo	.....	D6/375
D. 426,731	*	6/2000	Cibic et al.	.....	D6/500
D. 441,557	*	5/2001	Glass	.....	D6/374

\* cited by examiner

*Primary Examiner*—Gary D. Watson

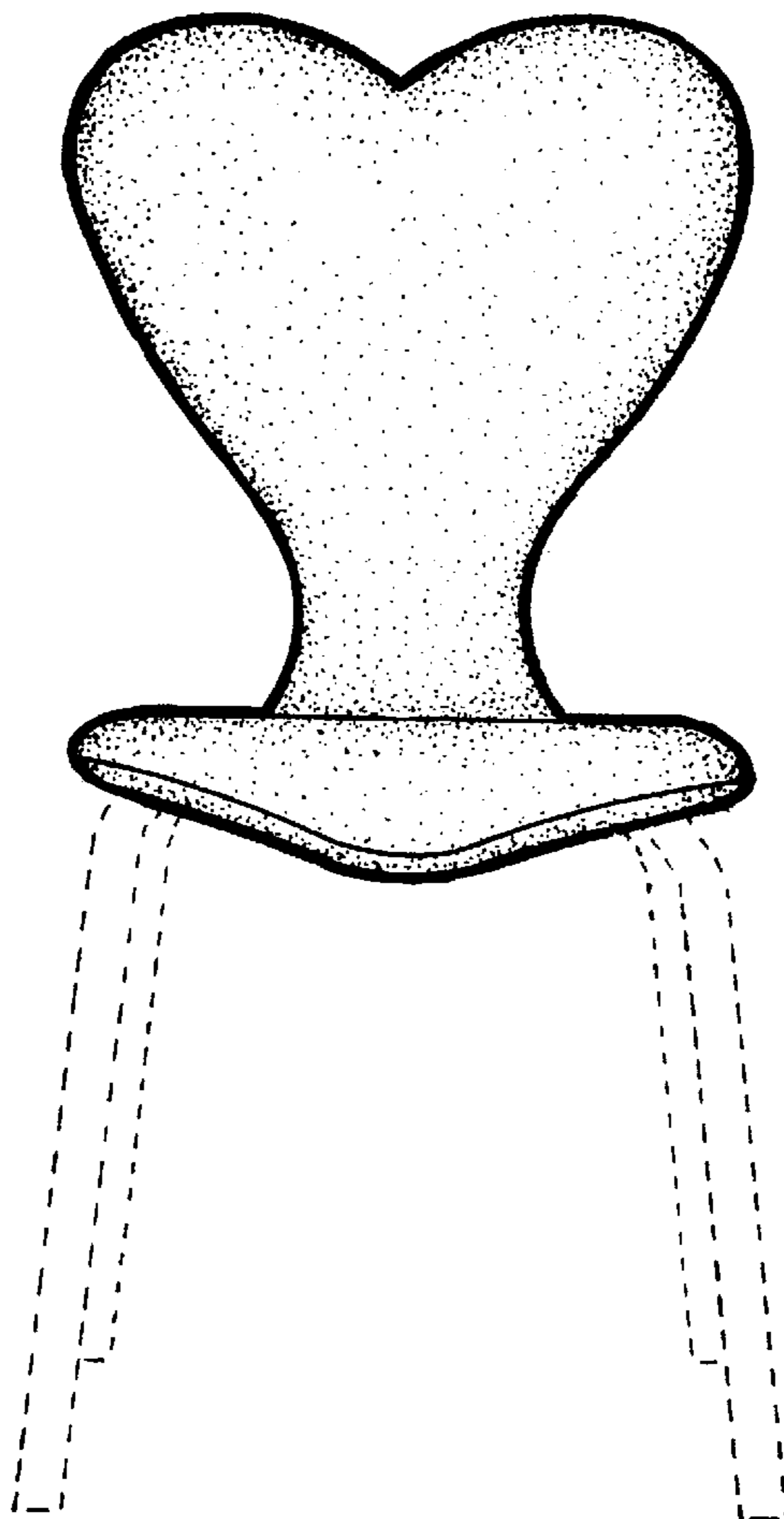
(57) **CLAIM**

The ornamental design for a seat, as shown and described.

**DESCRIPTION**

FIG. 1 is a front elevational view of a seat showing my new design;  
 FIG. 2 is a left side elevational view of the seat shown in FIG. 1, the right side view is a mirror image;  
 FIG. 3 is a rear elevational view of the seat shown in FIG. 1; and,  
 FIG. 4 is a top plan view of the seat shown in FIG. 1.  
 The broken line showing of leg members is for illustrative purposes only and forms no part of the claimed design.

**1 Claim, 4 Drawing Sheets**



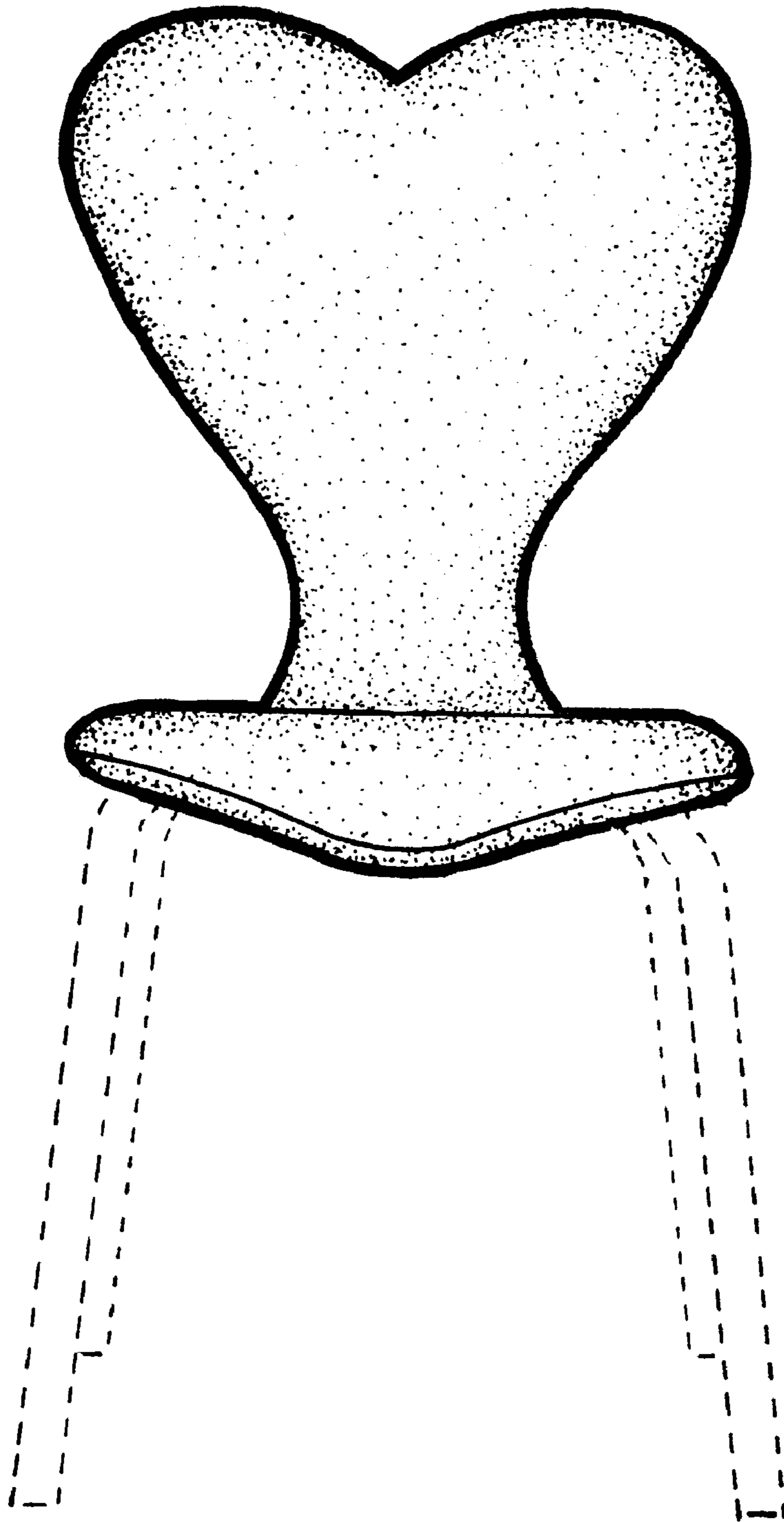


FIG. 1

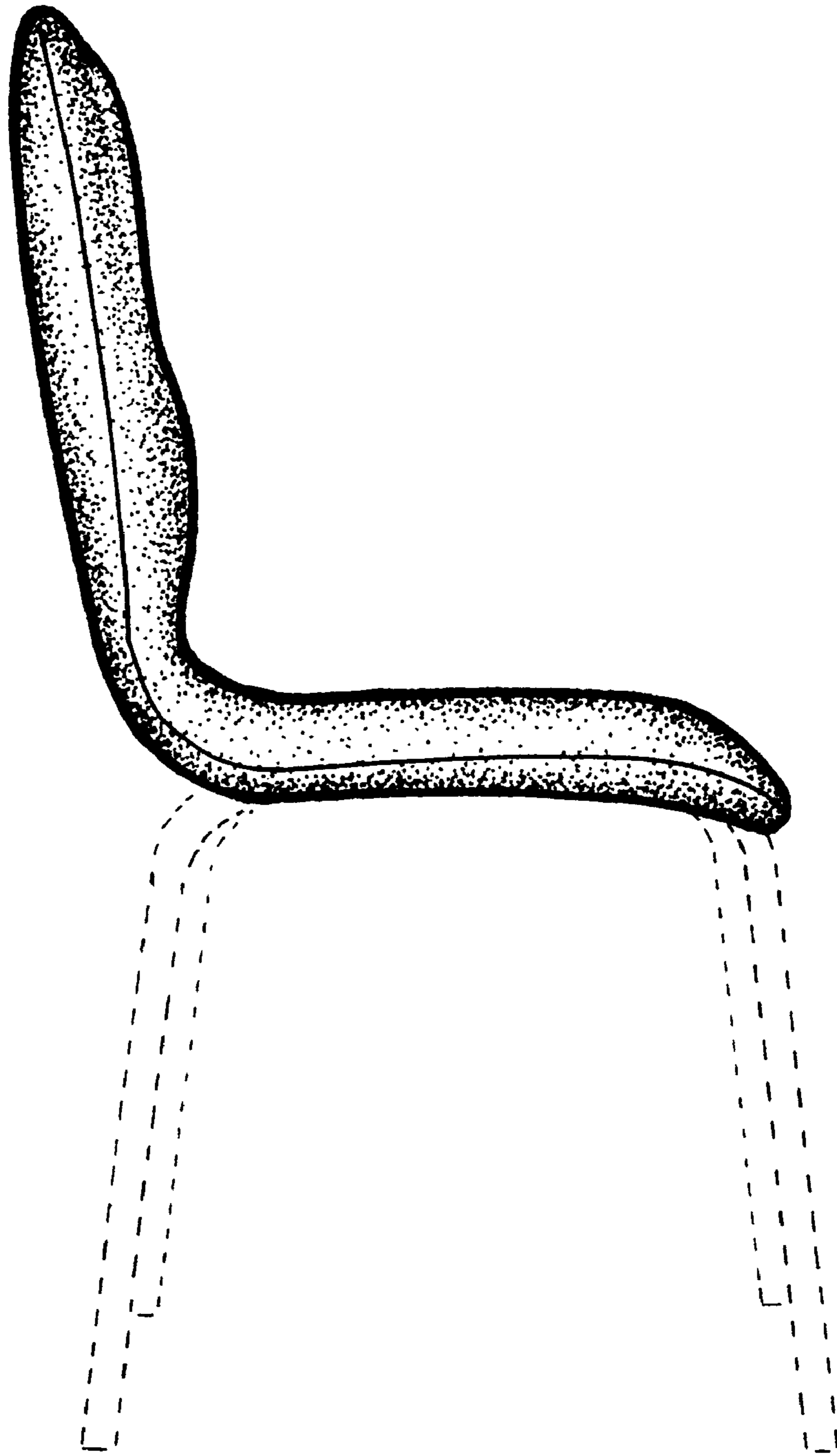


FIG. 2

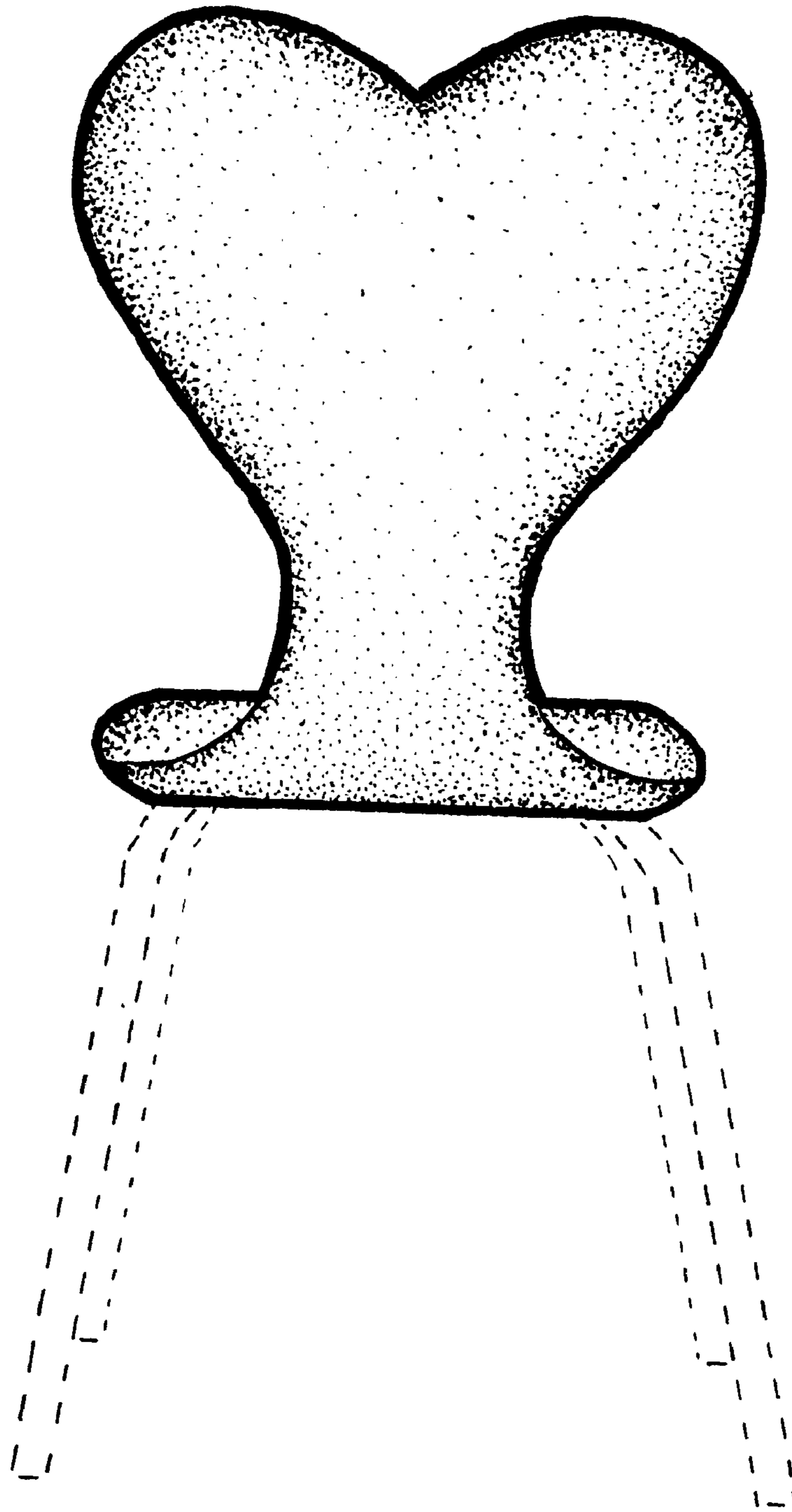


FIG. 3

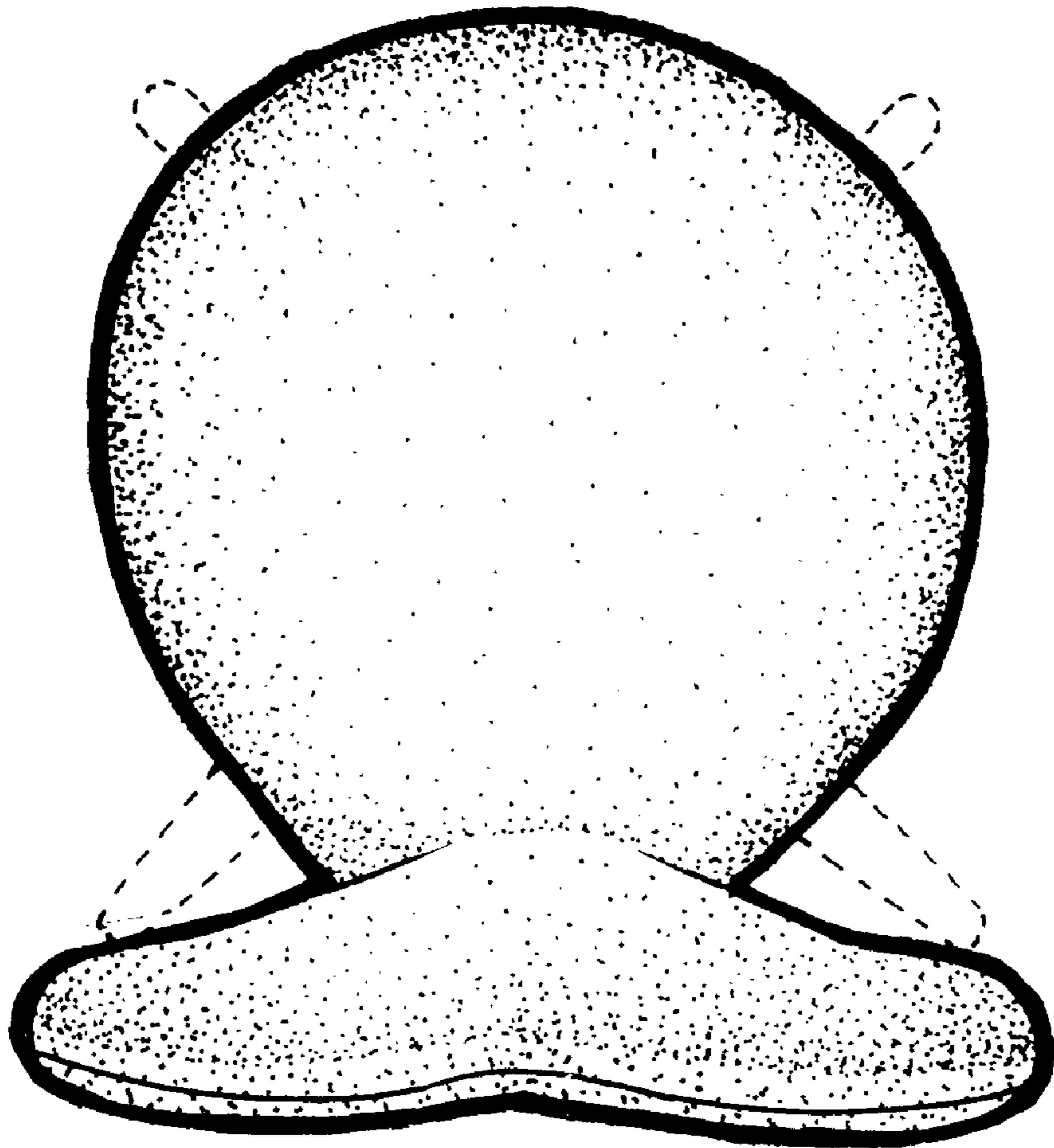


FIG. 4