



US00D449456B1

(12) **United States Design Patent**
Muller

(10) **Patent No.:** **US D449,456 S**

(45) **Date of Patent:** **** Oct. 23, 2001**

(54) **BAR STOOL**

D. 374,559 * 10/1996 Oelke D6/360

(76) Inventor: **Carl A. Muller**, 16451 Barnstable Cir.,
Huntington Beach, CA (US) 92649

(**) Term: **14 Years**

(21) Appl. No.: **29/134,091**

(22) Filed: **Dec. 13, 2000**

(51) **LOC (7) Cl.** **06-01**

(52) **U.S. Cl.** **D6/360**

(58) **Field of Search** D6/334, 335, 360,
D6/364, 365, 380, 500, 501, 502; 297/423.25,
423.27, 451.3, 451.4

(56) **References Cited**

U.S. PATENT DOCUMENTS

D. 162,854	4/1951	Lumley .	
D. 215,429	* 9/1969	Sickler	D6/360
D. 233,101	10/1974	Katoda .	
D. 236,862	9/1975	Grosfillex .	
D. 298,987	* 12/1988	Tiffany	D6/360
D. 313,896	* 1/1991	Kaye	D6/365
D. 335,034	* 4/1993	Herman	D6/360
D. 346,501	5/1994	Llusca .	
D. 352,185	11/1994	Pagnon et al. .	
D. 357,592	4/1995	Kellen .	
D. 365,694	* 1/1996	Lüsberg	D6/360
D. 368,379	4/1996	Muller .	

OTHER PUBLICATIONS

Sears Spring & Summer 1964, p. 1517, Stool at top left.
Brown Jordan © 1976, p. 43, stool #1150-3500 in bottom
left frame.
Elite Manufacturing catalogue, 1997, St. Andrews collec-
tion, 4004BB-30 barstool.

* cited by examiner

Primary Examiner—Gary D. Watson

(74) *Attorney, Agent, or Firm*—Stetina Brunda Garred &
Brucker


(57) **CLAIM**

The ornamental design for a bar stool, as shown and
described.

DESCRIPTION

FIG. 1 is a front perspective view of the bar stool of the
present invention showing my new design;
FIG. 2 is a front elevational view thereof;
FIG. 3 is a side elevational view thereof; and,
FIG. 4 is a rear elevational view thereof.
The fragmented cross-hatching shown on the seat member is
understood to represent fabric and would be continuous
throughout the circumscribed area.

1 Claim, 1 Drawing Sheet






Fig. 1

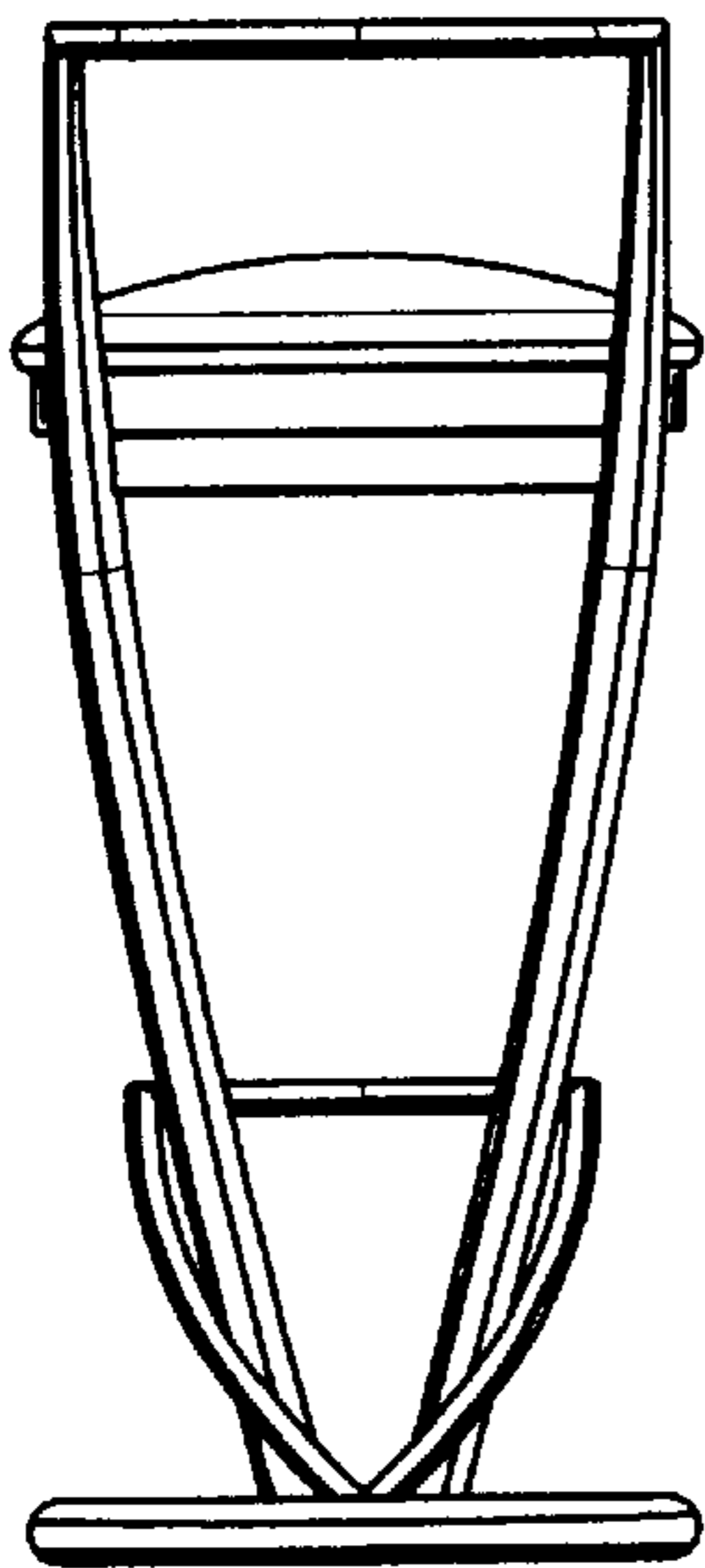


Fig. 4

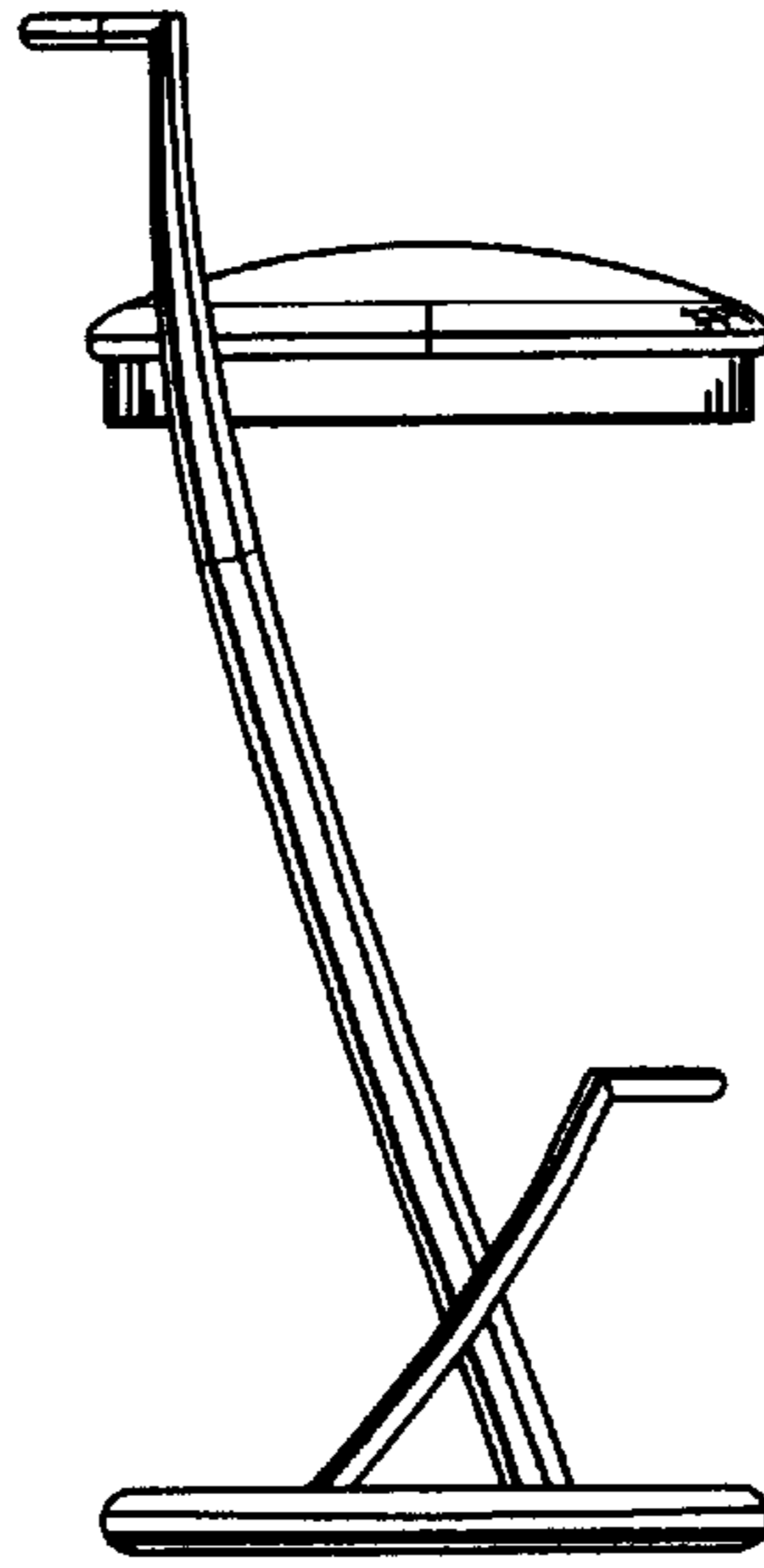


Fig. 3




Fig. 2