



US00D449446B2

(12) **United States Design Patent**
Kirchner et al.

(10) **Patent No.:** **US D449,446 S**

(45) **Date of Patent:** **** Oct. 23, 2001**

(54) **REMOTE CONTROL COVER**

5,872,702 * 2/1999 Kopel 361/810

5,873,456 2/1999 Hull et al. 206/38.1

6,050,407 * 4/2000 Trujillo 206/320

(76) Inventors: **Teresa L Kirchner; Kevin F Kirchner,**
both of 347 Valley Bend Dr., Spring
Creek, NV (US) 89815

* cited by examiner

(**) Term: **14 Years**

Primary Examiner—Philip S. Hyder

(21) Appl. No.: **29/132,503**

(57) **CLAIM**

(22) Filed: **Nov. 10, 2000**

The ornamental design for a remote control cover, as shown and described.

(51) **LOC (7) Cl.** **03-01**

DESCRIPTION

(52) **U.S. Cl.** **D3/300; D3/299**

(58) **Field of Search** D3/299, 300, 290,
D3/303, 243; 150/154; 206/320, 701, 45.34;
D14/218; 361/810; D9/420

FIG. 1 is a front elevational view of the remote control cover of the present invention;

FIG. 2 is a rear elevational view of the remote control cover of FIG. 1;

FIG. 3 is a left side elevational view of the remote control cover of FIG. 1, the right view being a mirror image thereof;

FIG. 4 is a top plan view of the remote control cover of FIG. 1;

FIG. 5 is a bottom plan view of the remote control cover of FIG. 1; and,

FIG. 6 is a front elevational view of the remote control cover of FIG. 1, wherein the flap is in a closed position.

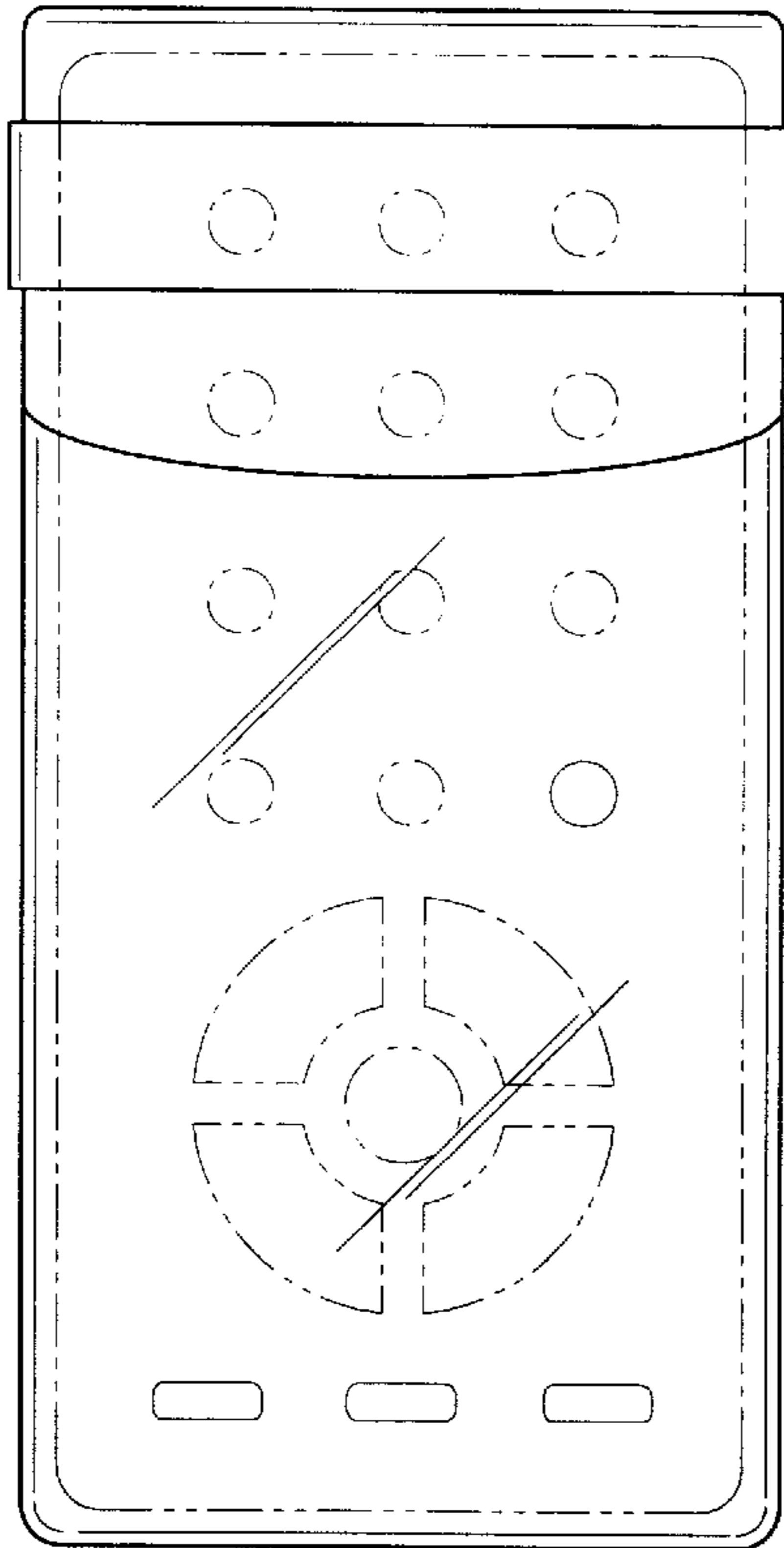
The broken lines showing of a remote control in FIG. 6 is for illustrative purposes only and form no part of the claimed design.

(56) **References Cited**

U.S. PATENT DOCUMENTS

D. 273,941	*	5/1984	Farber	D9/420
D. 347,730	*	6/1994	McAllister	D3/290
D. 355,302		2/1995	Eva et al.	D3/299
D. 368,095	*	3/1996	McCallister, III	D14/218
D. 399,596	*	10/1998	Underwood	D27/135
4,762,227		8/1988	Patterson	206/328
4,858,756	*	8/1989	Herrin et al.	206/45.34
5,092,459		3/1992	Uljanic et al.	206/320
5,316,141		5/1994	Jalomo	206/320
5,499,713		3/1996	Huffer	206/305
5,648,757	*	7/1997	Vernace et al.	206/320

1 Claim, 3 Drawing Sheets



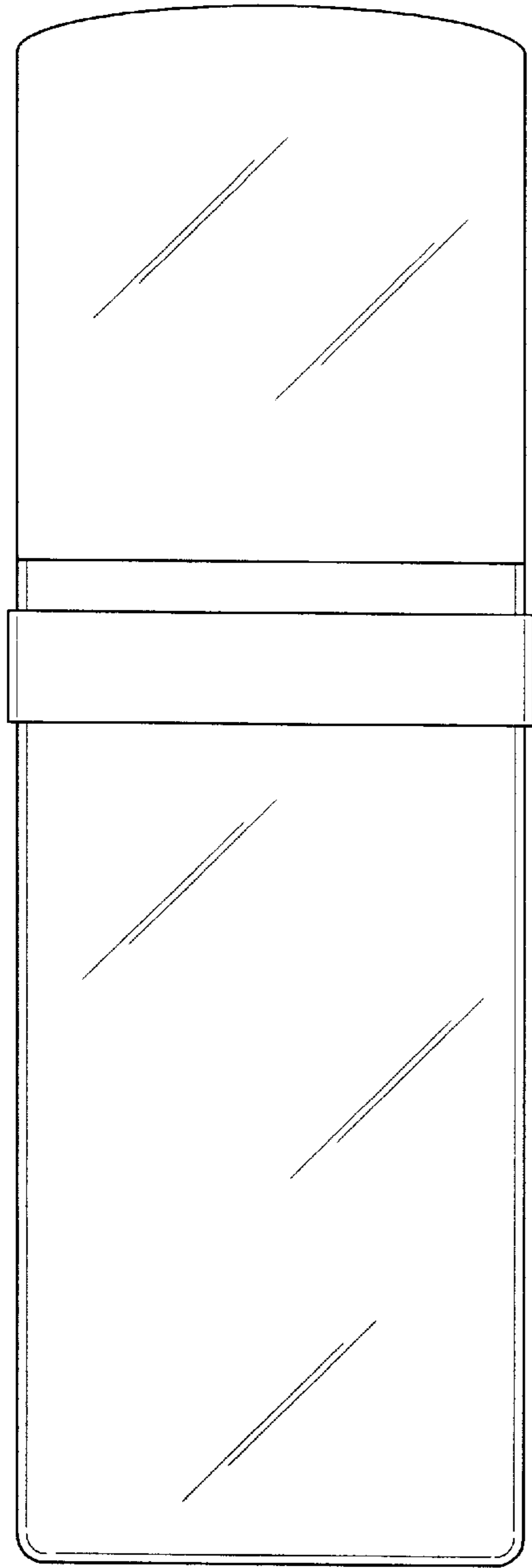


FIG. 1

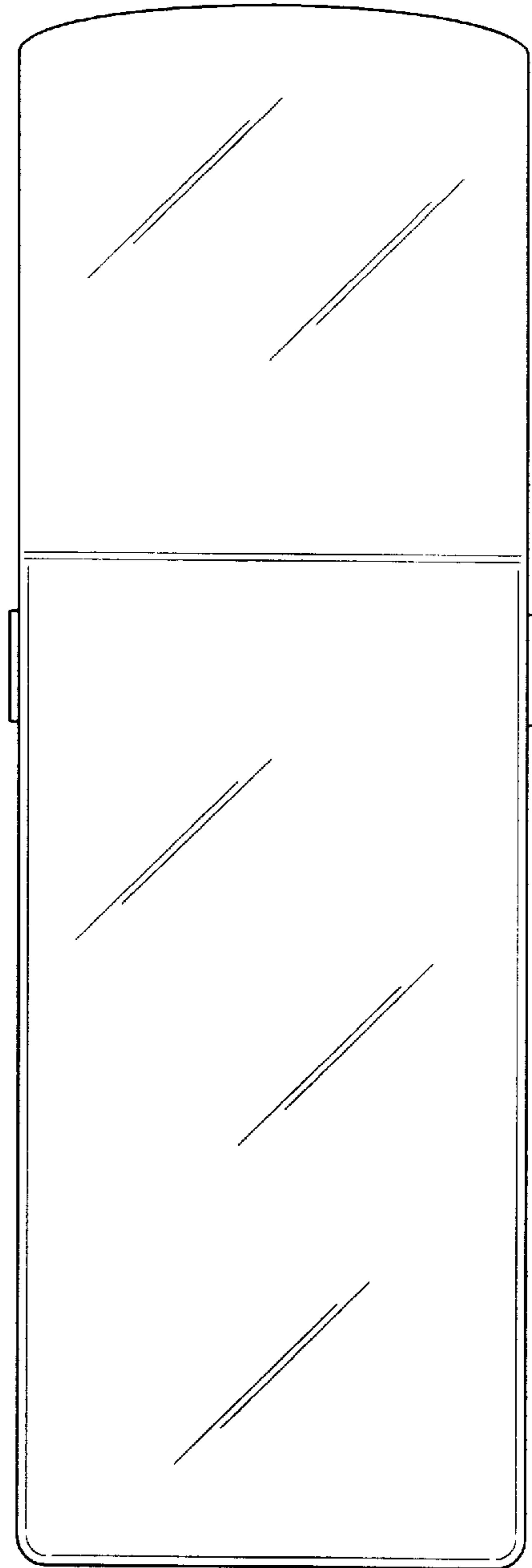


FIG. 2

FIG.3

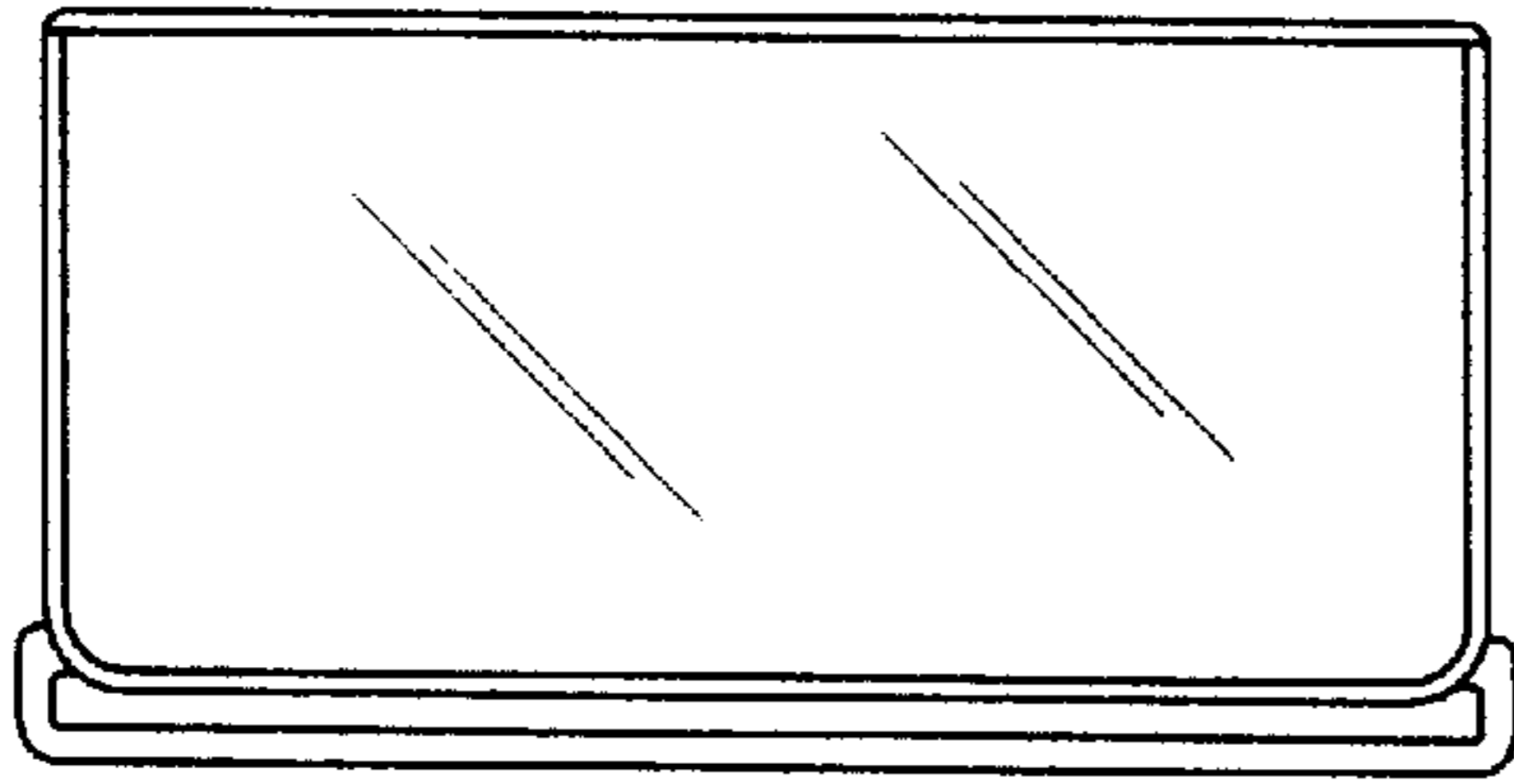
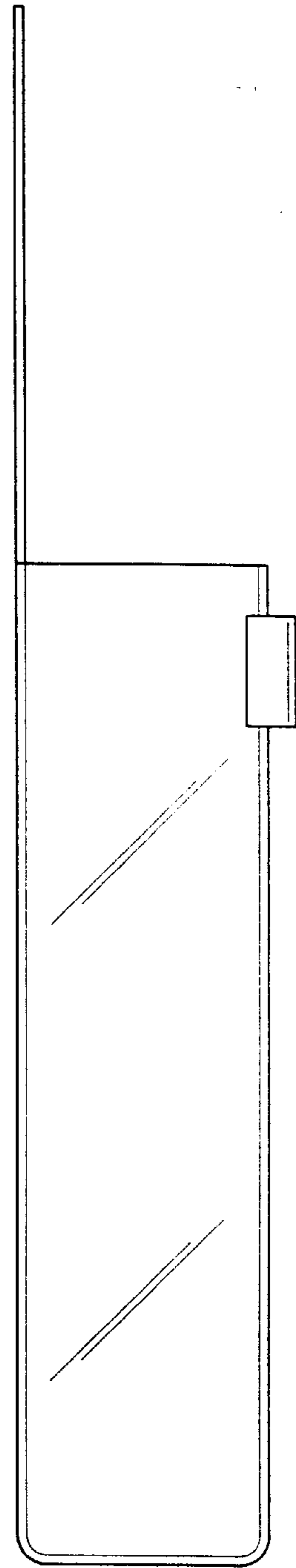


FIG.4




FIG.5

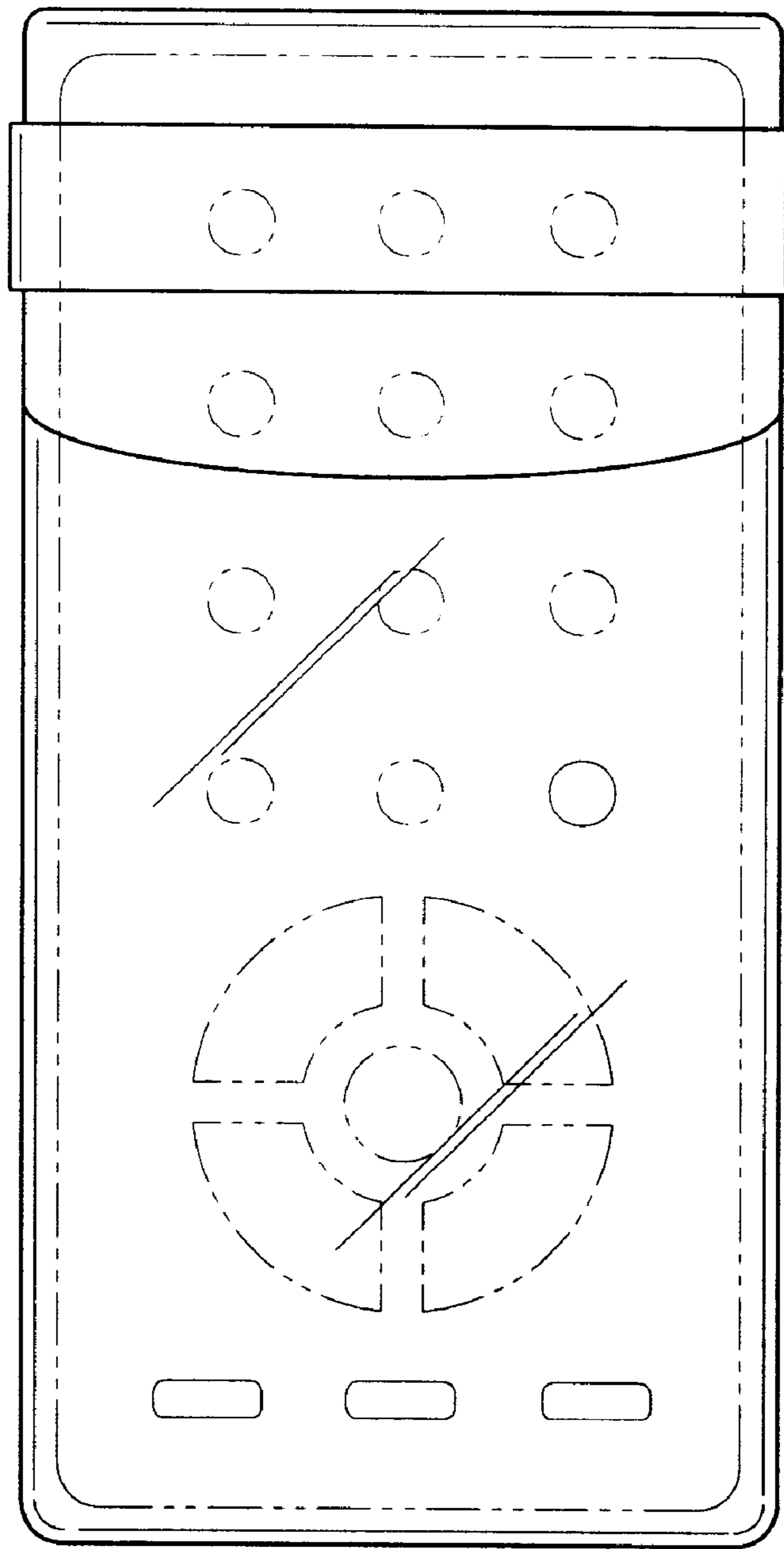


FIG. 6