



US00D449439B1

(12) **United States Design Patent**
Gray

(10) **Patent No.:** **US D449,439 S**

(45) **Date of Patent:** **** Oct. 23, 2001**

(54) **KEY CHAIN ORNAMENT**

(75) **Inventor:** **William H. Gray**, Prairie Du Sac, WI (US)

(73) **Assignee:** **Leadfoot Enterprises, LLC**, Madison, WI (US)

(**) **Term:** **14 Years**

(21) **Appl. No.:** **29/131,135**

(22) **Filed:** **Oct. 13, 2000**

Related U.S. Application Data

(63) Continuation of application No. 29/111,534, filed on Sep. 29, 1999.

(51) **LOC (7) Cl.** **03-01**

(52) **U.S. Cl.** **D3/211**

(58) **Field of Search** D3/207-212; 70/456 R, 70/457, 458; 40/634; 24/3.6

(56) **References Cited**

U.S. PATENT DOCUMENTS

- D. 25,148 * 2/1896 Ives D21/658 X
- D. 83,052 * 1/1931 Lee D21/658
- D. 120,654 * 5/1940 Savage D21/658
- D. 260,699 * 9/1981 Yu D3/211
- D. 270,554 * 9/1983 Messina D21/661
- D. 285,757 * 9/1986 Lewis D19/97 X
- D. 330,390 * 10/1992 Pernesiglio D19/97
- D. 391,917 * 3/1998 Hicks, Jr. D12/400

- D. 394,227 * 5/1998 Woerly D11/81
- D. 417,950 * 12/1999 Cosentino D3/211
- D. 418,290 * 1/2000 Cosentino D3/211
- D. 421,177 * 2/2000 Cosention D3/211
- D. 428,695 * 9/2000 Rothschild D3/211
- 5,322,718 * 6/1994 Low 428/15

OTHER PUBLICATIONS

Walt Disney Character Merchandise Catalog; p. 77; Shoes on Mickey Mouse Squeeze Doll, Oct. 1947.*

* cited by examiner

Primary Examiner—Ralf Seifert

(74) *Attorney, Agent, or Firm*—Michael Best & Friedrich LLP

(57) **CLAIM**

The ornamental design for a key chain ornament, as shown and described.

DESCRIPTION

FIG. 1 is a top, front and side perspective view of a key chain ornament showing my new design;

FIG. 2 is a top elevational view thereof;

FIG. 3 is a left-side elevational view thereof;

FIG. 4 is a bottom elevational view thereof;

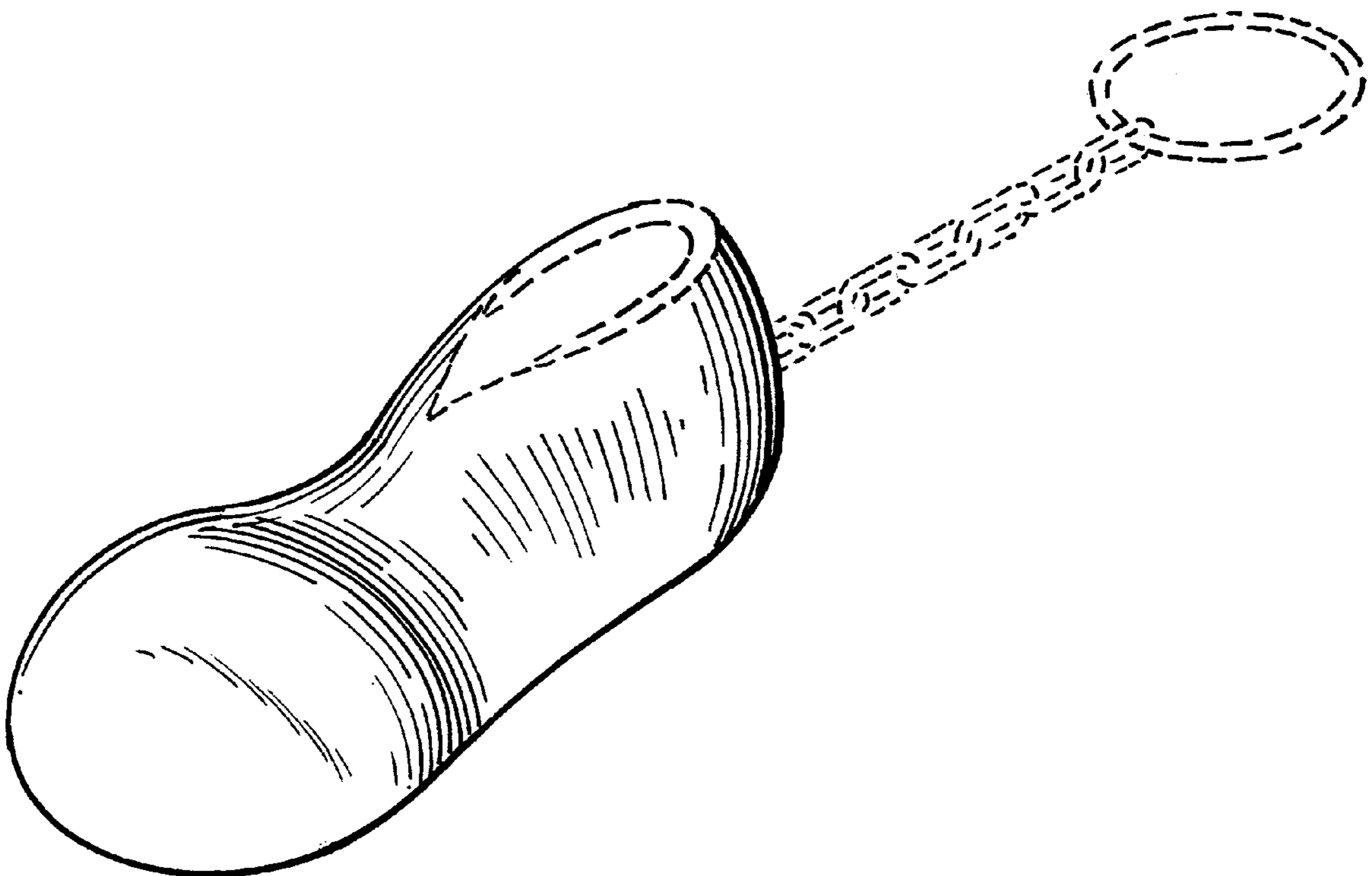
FIG. 5 is a right-side elevational view thereof;

FIG. 6 is a front elevational view thereof; and,

FIG. 7 is a rear elevational view thereof.

The broken line portions of the disclosure are for illustrative purposes only and form no part of the claimed design.

1 Claim, 2 Drawing Sheets



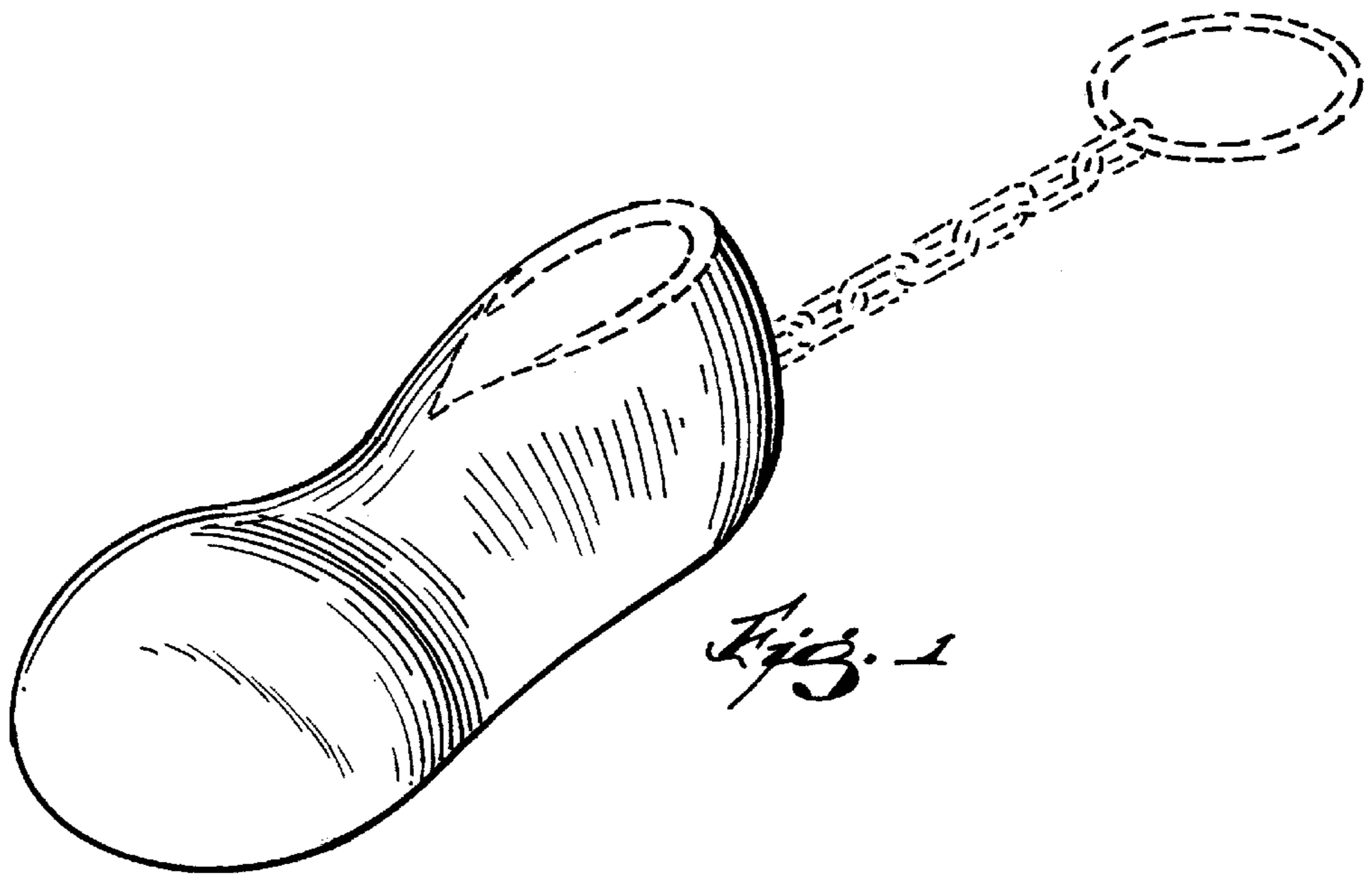


Fig. 1




Fig. 2

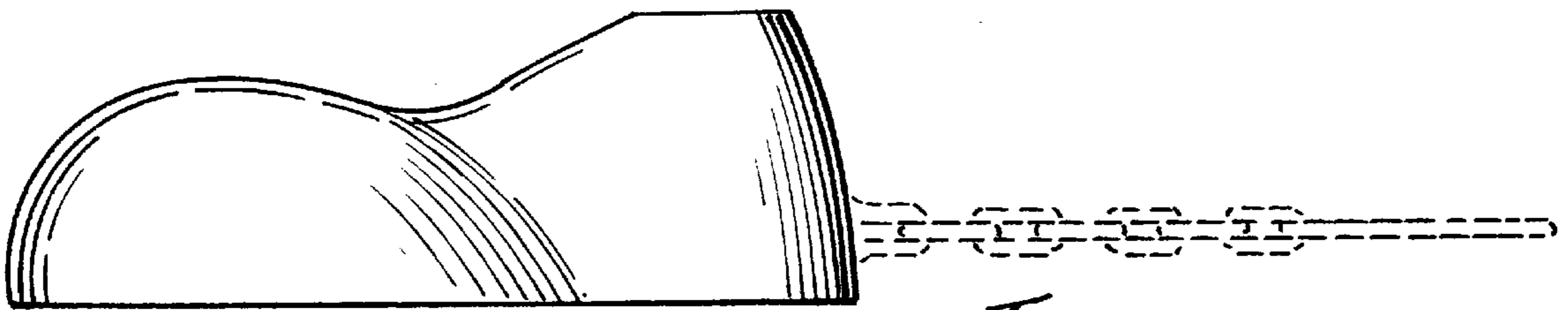


Fig. 3




Fig. 4

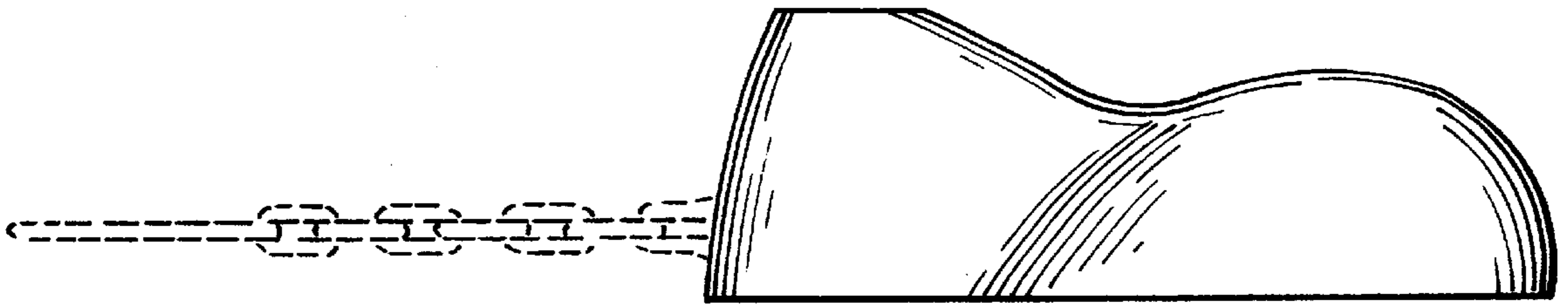


Fig. 5

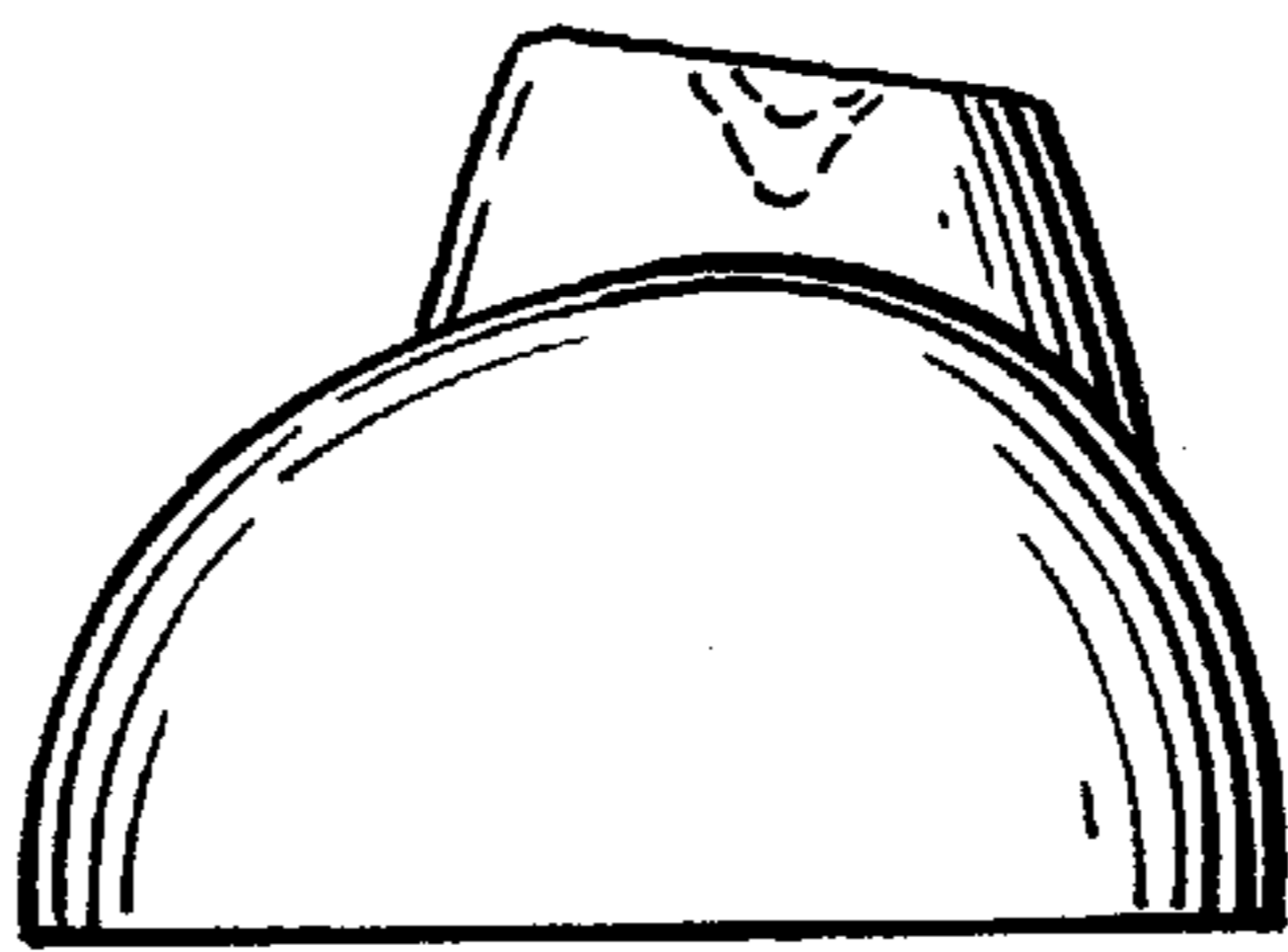


Fig. 6




Fig. 7