



US00D449438B1

(12) **United States Design Patent**
Simond

(10) **Patent No.:** **US D449,438 S**

(45) **Date of Patent:** **** Oct. 23, 2001**

(54) **SNAP KEY RING WITH BOTTLE OPENER**

(75) Inventor: **Ludger Simond**, Les Houches (FR)

(73) Assignee: **Etablissemments Ludger Simond**,
Chamonix Mont Blanc (FR)

(**) Term: **14 Years**

(21) Appl. No.: **29/124,855**

(22) Filed: **Jun. 13, 2000**

(30) **Foreign Application Priority Data**

Dec. 15, 1999 (FR) 99 7785

(51) **LOC (7) Cl.** **03-01**

(52) **U.S. Cl.** **D3/210; D8/34**

(58) **Field of Search** D3/207-212; 70/456 R,
70/457, 458; 40/634; 24/3.6, 232 R, 2;
30/155, 158; 81/3.09, 3.07; D8/33, 34,
40, 98, 99

(56) **References Cited**

U.S. PATENT DOCUMENTS

D. 198,909 * 8/1964 Stolarz D3/210

D. 198,910 * 8/1964 Stolarz D3/210
4,095,316 * 6/1978 Gabriel 24/234
4,811,467 * 3/1989 Lowe 24/232 R

* cited by examiner

Primary Examiner—Ralf Seifert

(74) *Attorney, Agent, or Firm*—Roland Plottel

(57) **CLAIM**

The ornamental design for a snap key ring with bottle opener, as shown and described.

DESCRIPTION

FIG. 1 is a front view of a snap key ring with bottle opener, showing my new design, with the bottle opener in the open position.

FIG. 2 is a front view thereof, with the bottle opener in the closed position.

FIG. 3 is a bottom view thereof.

FIG. 4 is a rear view thereof, with the bottle opener in the open position; and,

FIG. 5 is a rear view thereof, with the bottle opener in the closed position.

1 Claim, 2 Drawing Sheets

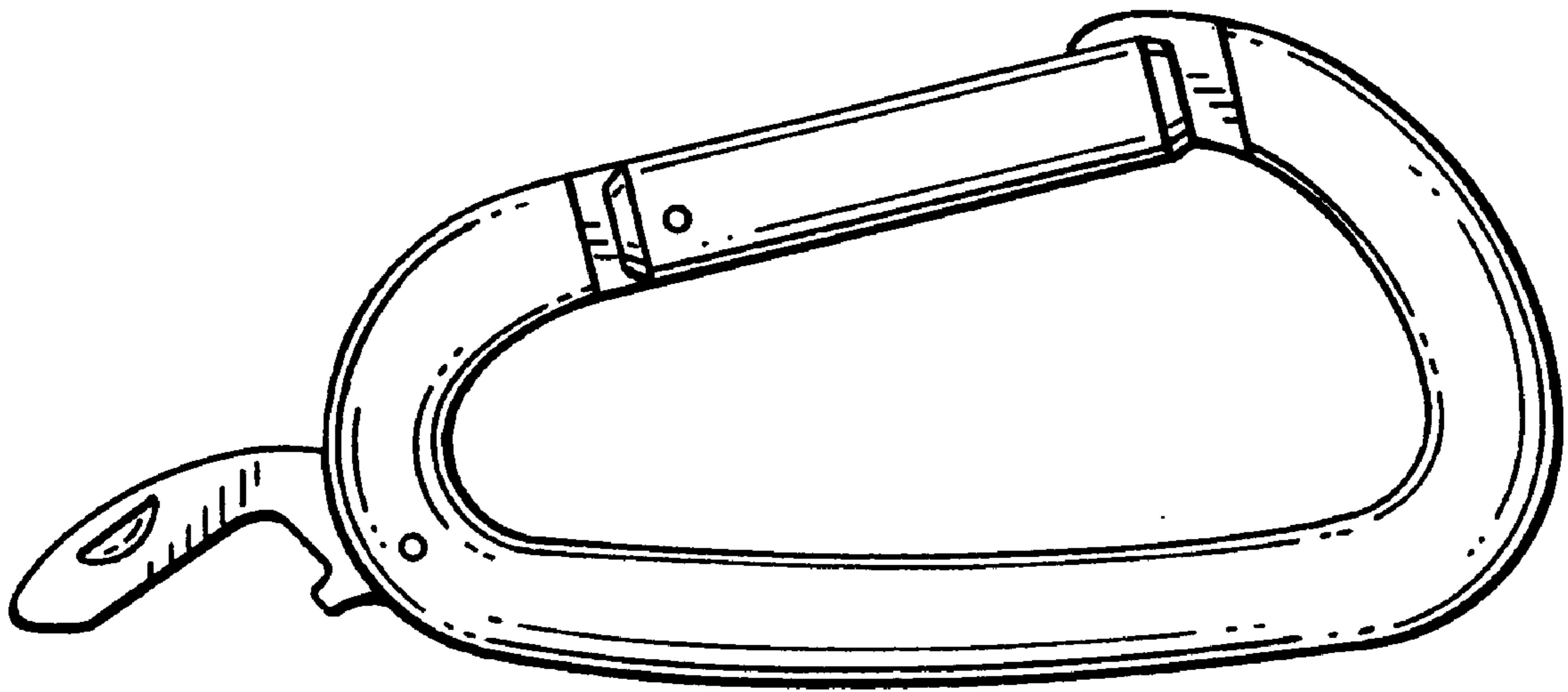


FIG. 1

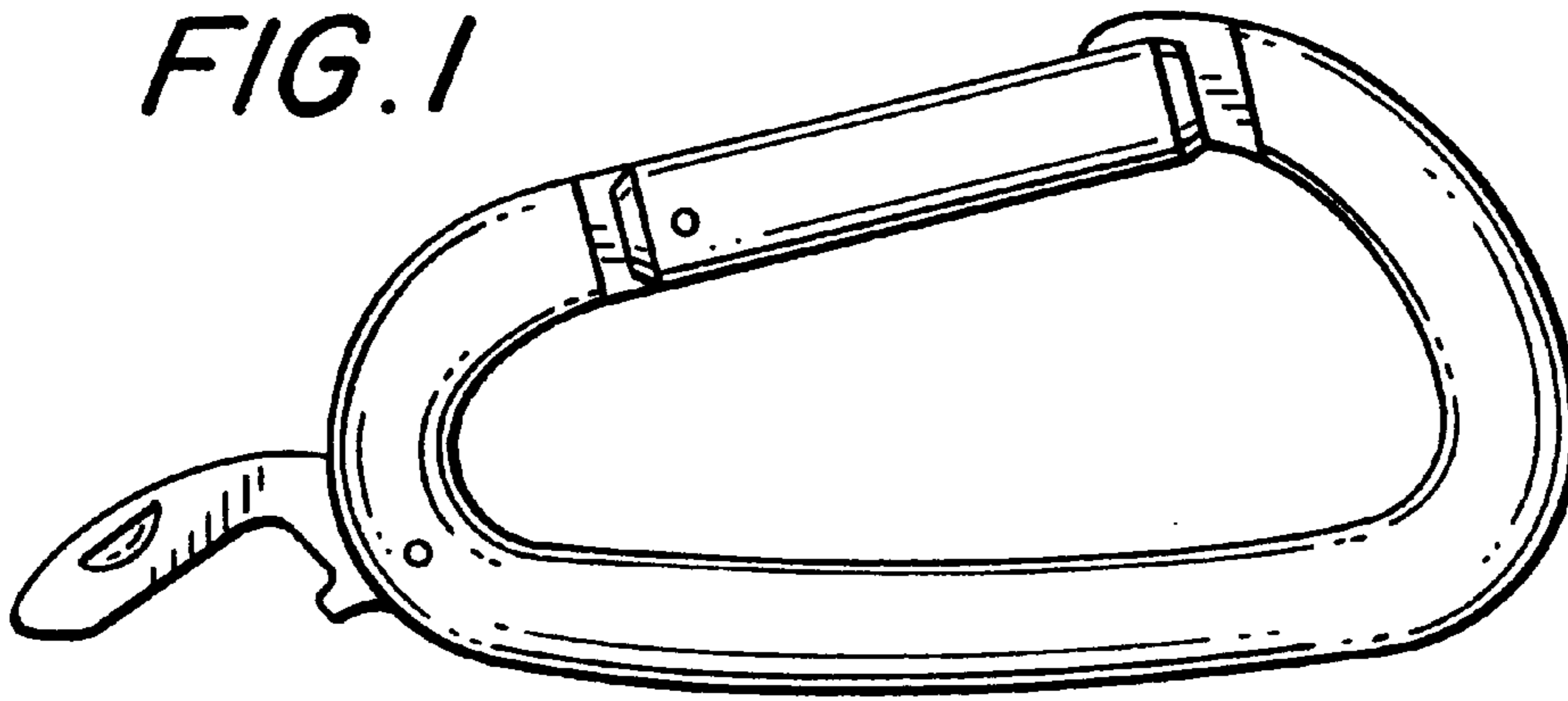


FIG. 2




FIG. 3

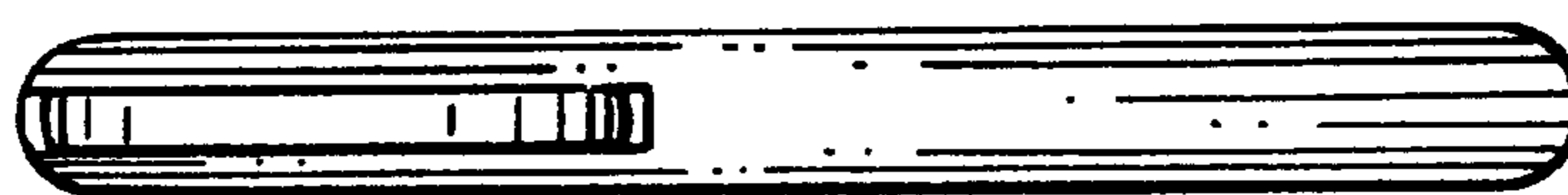


FIG. 4

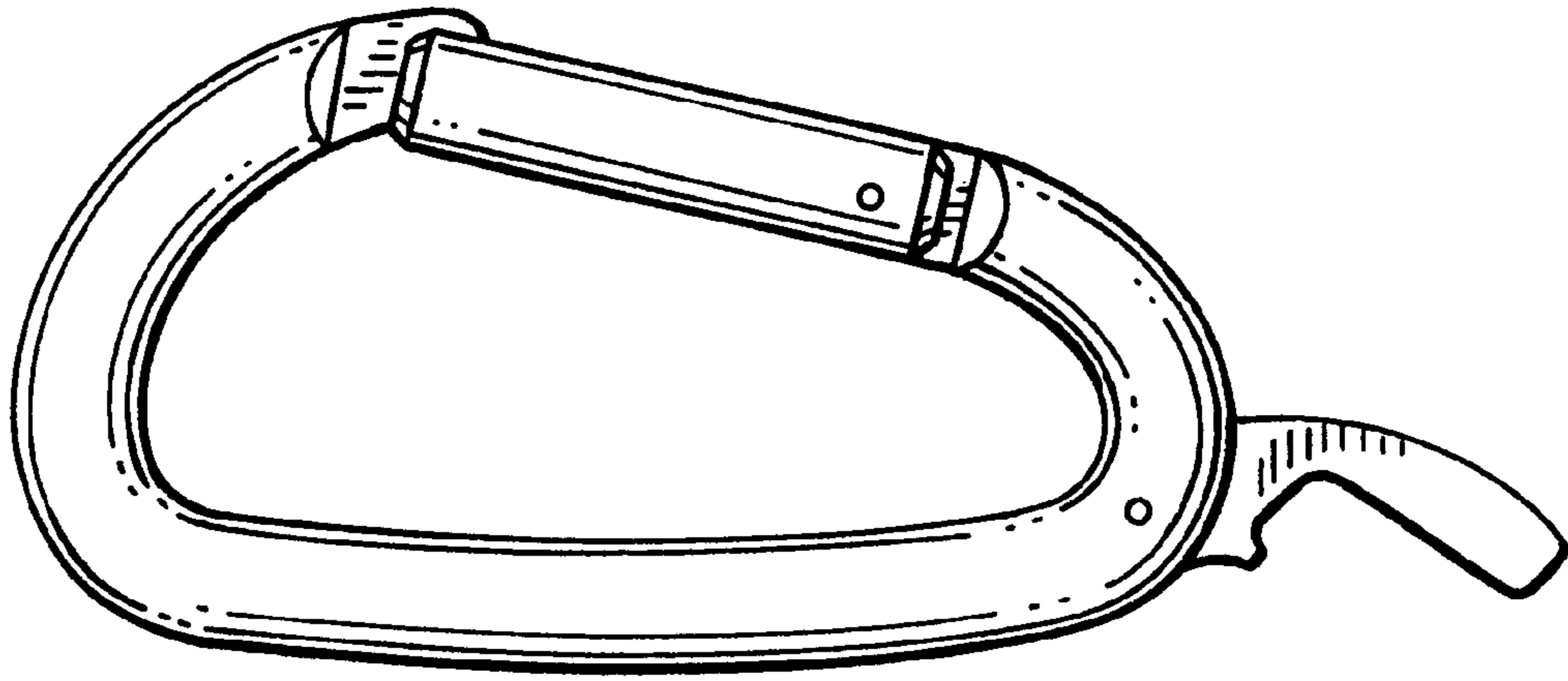


FIG. 5

