



US00D449431B1

(12) **United States Design Patent**
Savoie

(10) **Patent No.:** **US D449,431 S**

(45) **Date of Patent:** **** Oct. 23, 2001**

(54) **CLEAT FOR FOOTWEAR**

(75) **Inventor:** **Armand J. Savoie**, Gardner, MA (US)

(73) **Assignee:** **MacNeill Engineering Company, Inc.**,
Marlborough, MA (US)

(**) **Term:** **14 Years**

(21) **Appl. No.:** **29/127,911**

(22) **Filed:** **Aug. 14, 2000**

(51) **LOC (7) Cl.** **02-04**

(52) **U.S. Cl.** **D2/962**

(58) **Field of Search** D2/962, 906; 36/127,
36/134, 67 R, 67 A, 67 B, 67 C, 59 A,
59 B, 59 R, 61, 62, 64, 65, 66

(56) **References Cited**

U.S. PATENT DOCUMENTS

D. 375,192	*	11/1996	Bathum	D2/962
D. 389,299	*	1/1998	McMullin	D2/962
D. 392,451	*	3/1998	Collins et al.	D2/962
D. 401,046	*	11/1998	McMullin	D2/962
D. 404,192	*	1/1999	McMullin	D2/962
D. 406,447	*	3/1999	Ronci	D2/962
D. 407,839	*	4/1999	McMullin	D2/962
D. 408,122	*	4/1999	McMullin	D2/962
D. 415,340	*	10/1999	McMullin	D2/962
D. 432,770	*	10/2000	Breault et al.	D2/962

D. 436,248	*	1/2001	Peabody	D2/962
D. 439,397	*	3/2001	Shieh	D2/962
5,794,367	*	8/1998	Carroll	36/134
5,940,993	*	8/1999	Ronci	36/134
5,964,048	*	10/1999	Shieh	36/134
6,009,640	*	1/2000	Deacon et al.	36/134
6,023,860	*	2/2000	McMullin	36/134
6,052,923	*	4/2000	McMullin	36/134
6,233,850	*	5/2001	Peabody	36/134

* cited by examiner

Primary Examiner—Louis S. Zarfaz

Assistant Examiner—Gregory Andoll

(74) *Attorney, Agent, or Firm*—Bromberg & Sunstein LLP


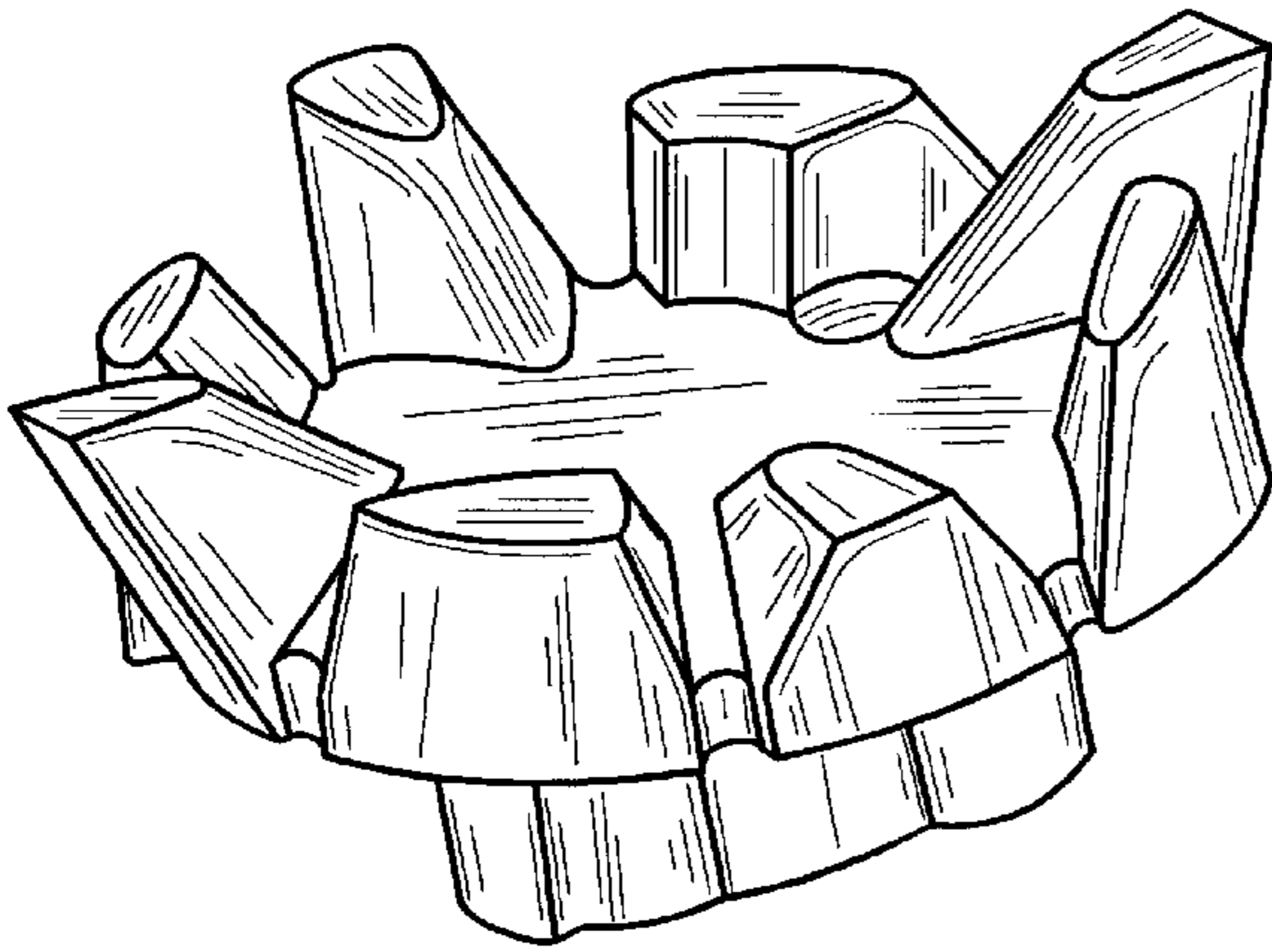
(57) **CLAIM**

The ornamental design for a cleat for footwear, as shown and described.

DESCRIPTION

FIG. 1 is an elevated perspective view of a cleat for footwear, showing my new design;
FIG. 2 is a left side view thereof;
FIG. 3 is a right side view thereof;
FIG. 4 is a front view thereof;
FIG. 5 is a rear view thereof;
FIG. 6 is a top plan view thereof; and,
FIG. 7 is a bottom plan view thereof.

1 Claim, 2 Drawing Sheets



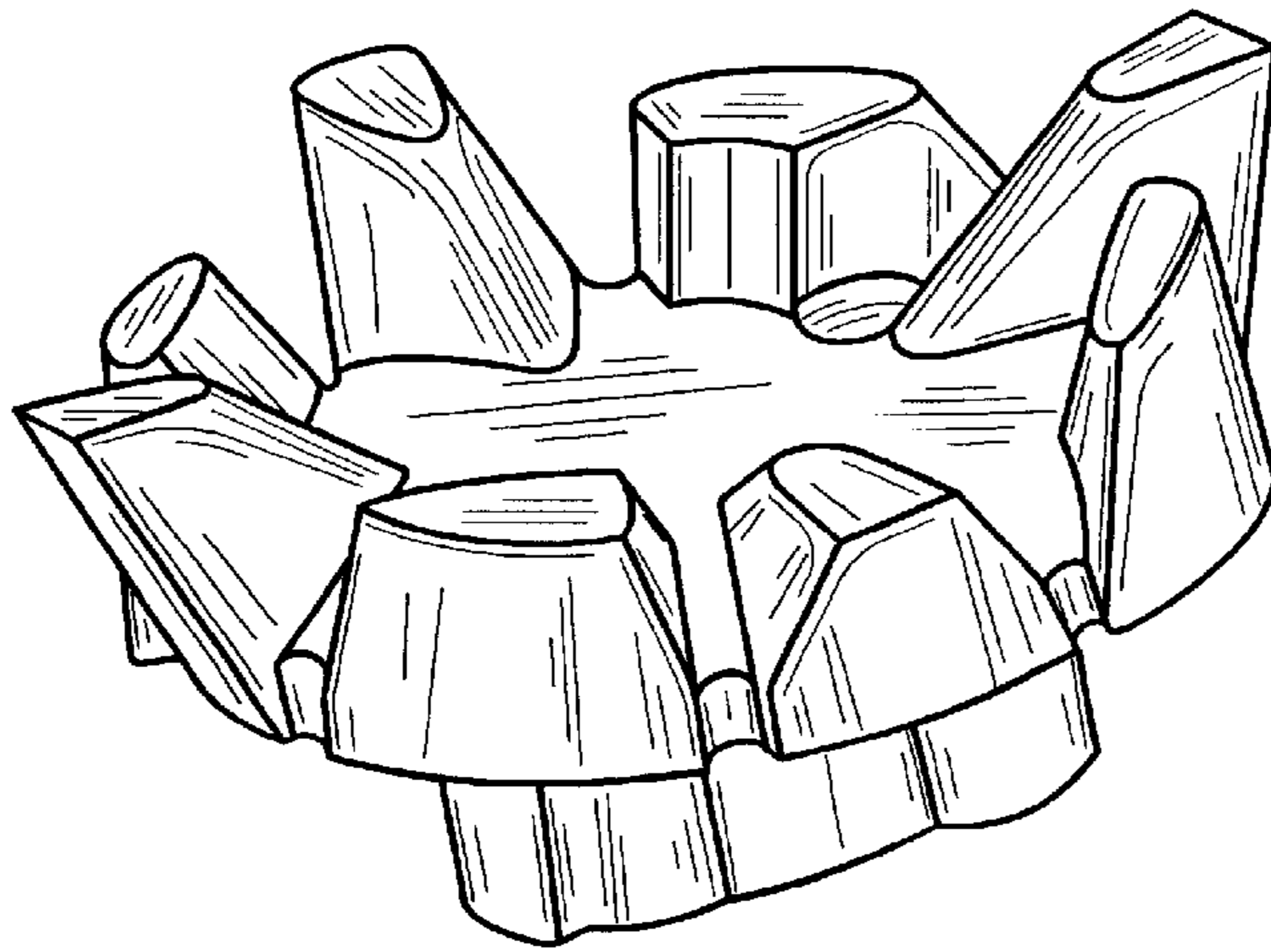


FIG. 1




FIG. 2




FIG. 3




FIG. 4




FIG. 5




FIG. 6




FIG. 7