



US00D449422B1

(12) **United States Design Patent**  
**Massie**

(10) **Patent No.:** **US D449,422 S**

(45) **Date of Patent:** **\*\* Oct. 23, 2001**

(54) **INTEGRAL MITTEN GARMENT**

(76) Inventor: **Renee R. Massie**, 83 Ferris St.,  
Pawtucket, RI (US) 02861

(\*\*) Term: **14 Years**

(21) Appl. No.: **29/123,076**

(22) Filed: **May 11, 2000**

(51) **LOC (7) Cl.** ..... **02-06**

(52) **U.S. Cl.** ..... **D2/614; D29/120.1**

(58) **Field of Search** ..... D2/610, 614, 615,  
D2/623, 858; D29/120.1, 121.1, 122; D24/190;  
2/16-17, 167-169, 44-46, 159, 59, 158

(56) **References Cited**

**U.S. PATENT DOCUMENTS**

D. 431,343	*	10/2000	Sampson	.....	D2/610
1,751,872	*	3/1930	Medaugh	.....	2/159
3,327,320	*	6/1967	Forsyth	.....	D2/622 X
4,016,027	*	4/1977	Kintanar	.....	2/159
4,559,647	*	12/1985	Smith et al.	.....	2/158
5,361,415	*	11/1994	Deering et al.	.....	2/158

\* cited by examiner

*Primary Examiner*—Louis S. Zarfaz  
*Assistant Examiner*—Robert A. Delehanty  
(74) *Attorney, Agent, or Firm*—Robert J. Doherty

(57) **CLAIM**

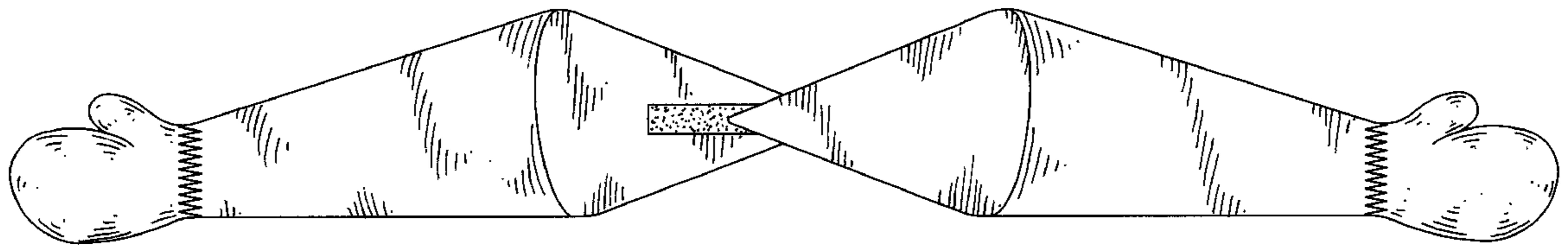
The ornamental design for an integral mitten garment, as shown and described.

**DESCRIPTION**

FIG. 1 is a perspective view of an integral mitten garment shown in condition of use underneath a child's coat;  
FIG. 2 is a front elevation view thereof;  
FIG. 3 is an enlarged front perspective view of the right arm portion shown separately for clarity of illustration, the left arm portion being a mirror image thereof;  
FIG. 4 is a front elevation view of FIG. 3;  
FIG. 5 is a rear elevation view of FIG. 3;  
FIG. 6 is a top plan view of FIG. 3;  
FIG. 7 is a bottom plan view of FIG. 3;  
FIG. 8 is a left side view of FIG. 3; and,  
FIG. 9 is a right side view of FIG. 3.

The broken line showing of a child wearing a coat over the garment of the present invention in FIG. 1 is for illustrative purposes and forms no part of the claimed design.

**1 Claim, 5 Drawing Sheets**



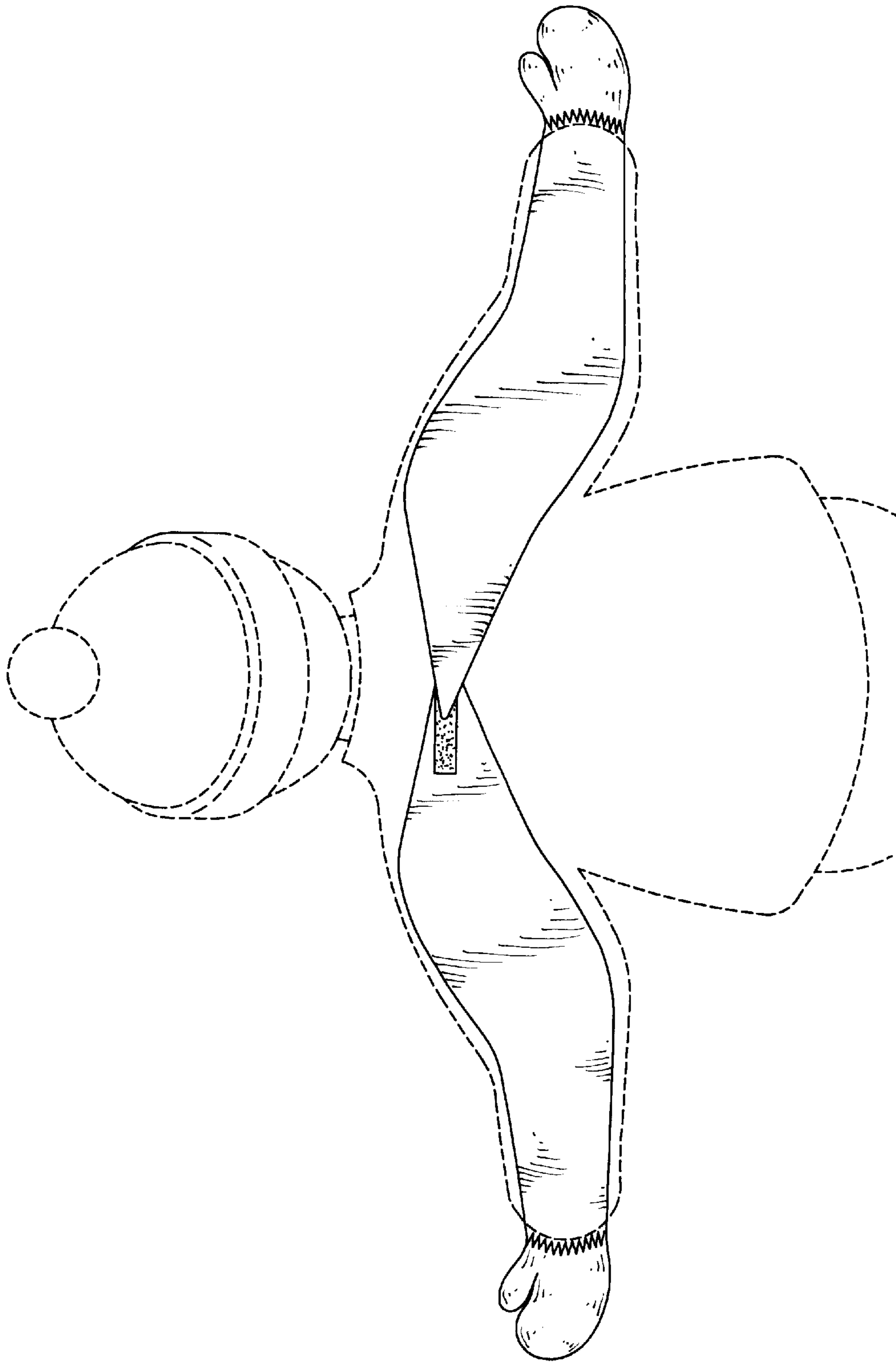


FIG. 1

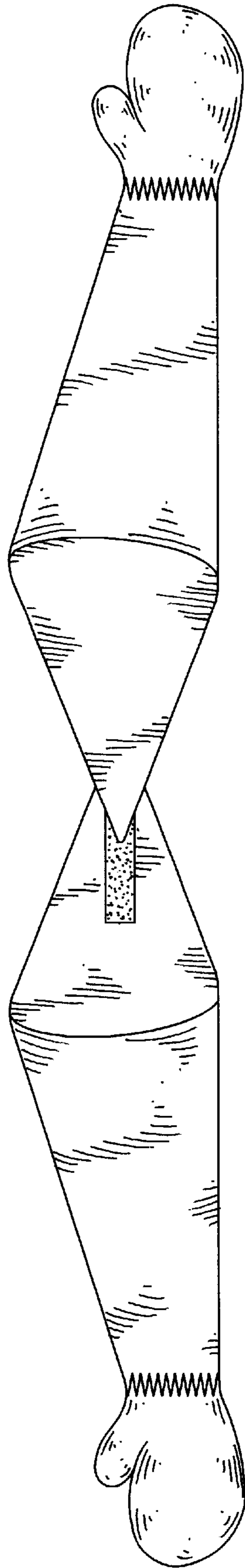


FIG. 2

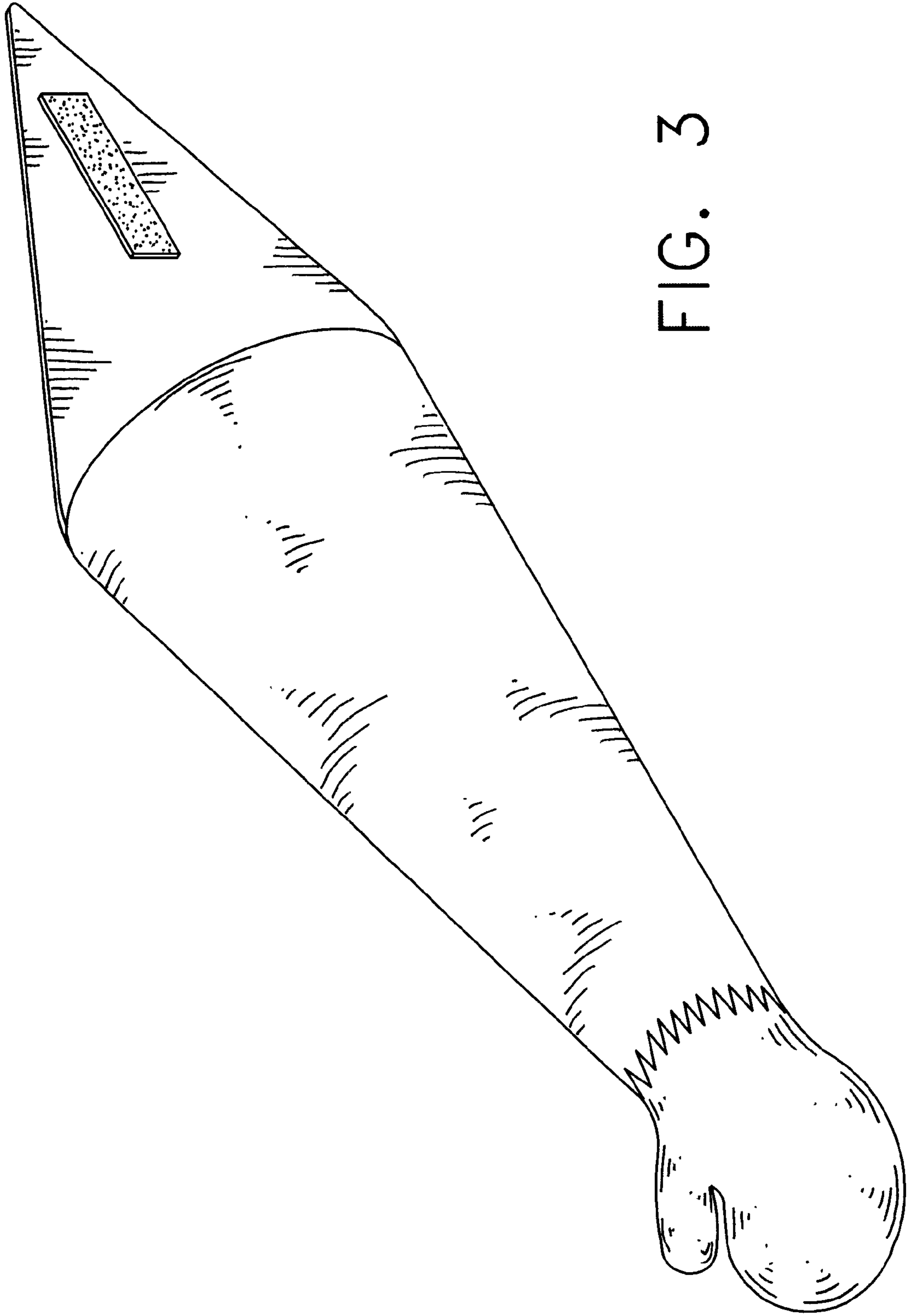


FIG. 3

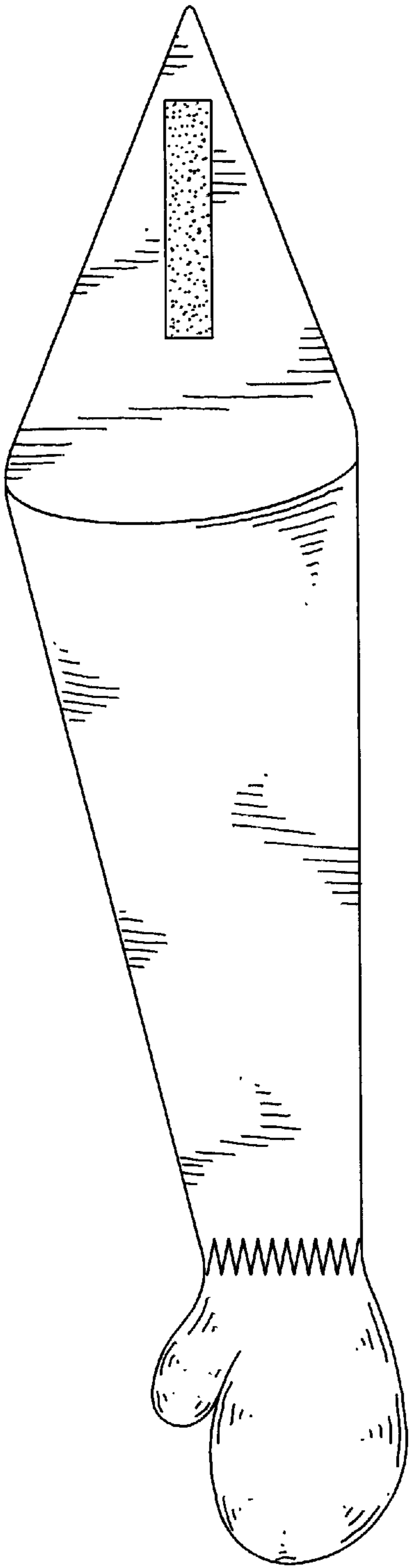


FIG. 4

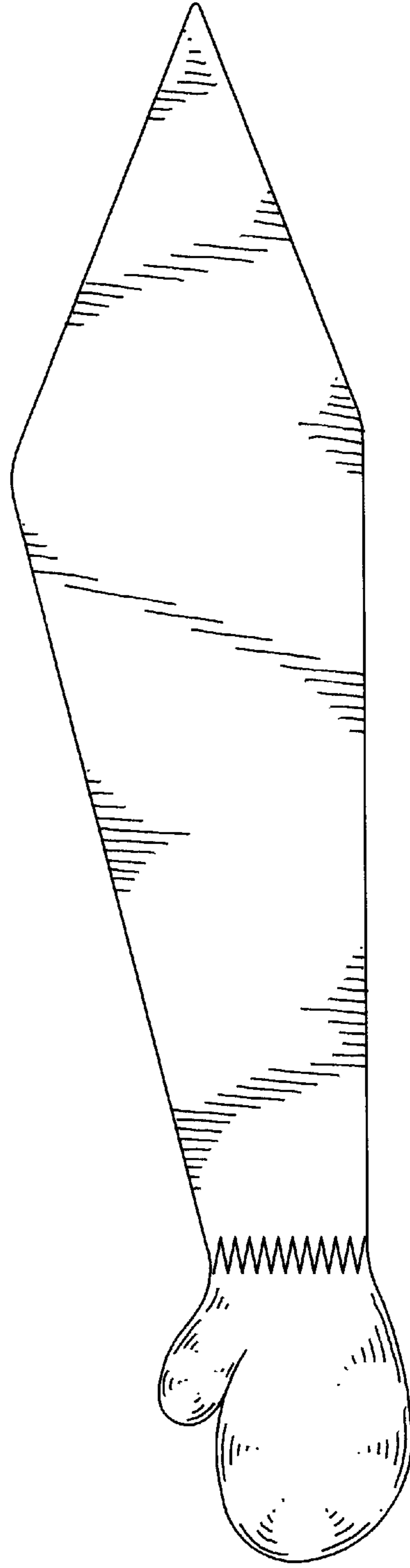


FIG. 5

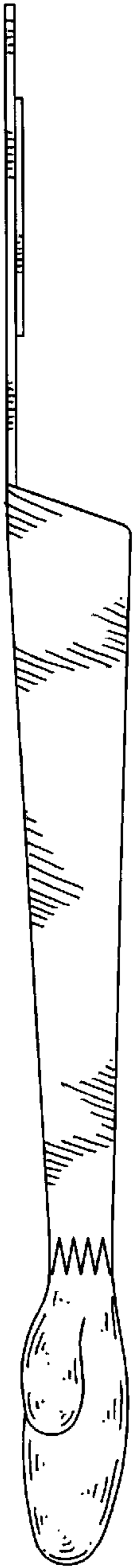


FIG. 6

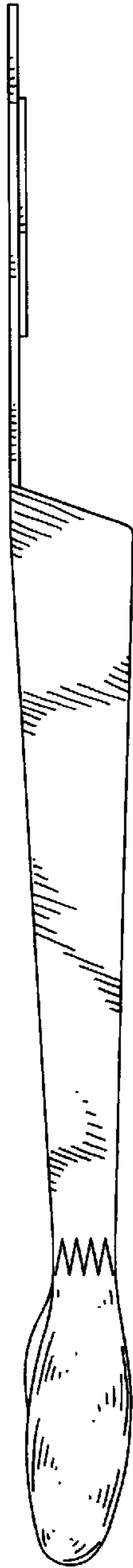


FIG. 7

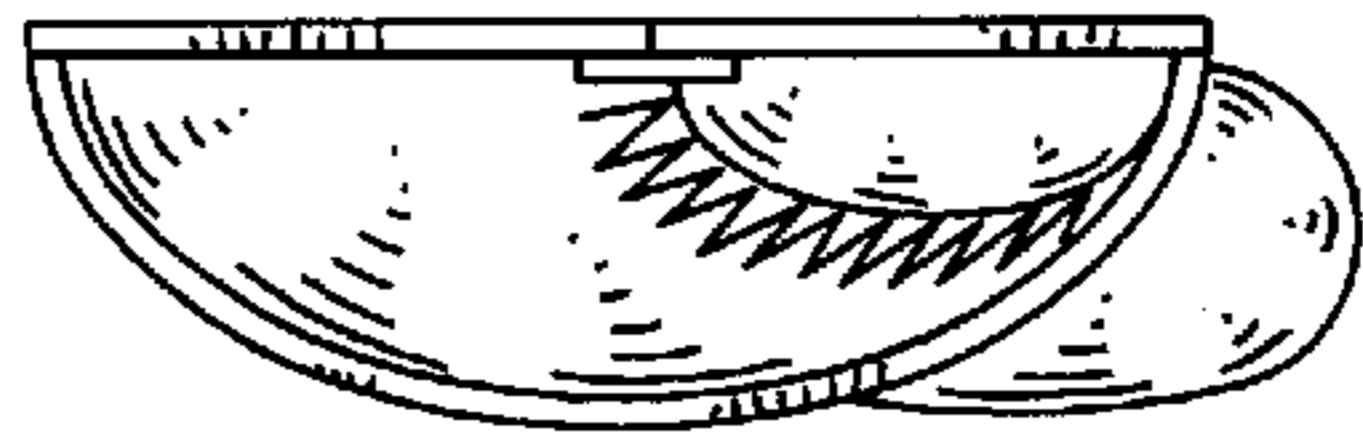


FIG. 9



FIG. 8