



US00D449411B1

(12) **United States Design Patent**  
**Largeot**

(10) **Patent No.:** **US D449,411 S**

(45) **Date of Patent:** **\*\* Oct. 16, 2001**

(54) **HELMET**

(75) **Inventor:** **Laurent Largeot, St Andre s/ Vieux  
Jonc (FR)**

(73) **Assignee:** **Gallet S.A. (FR)**

(\*\*) **Term:** **14 Years**

(21) **Appl. No.:** **29/122,881**

(22) **Filed:** **May 5, 2000**

(30) **Foreign Application Priority Data**

Nov. 24, 1999 (FR) ..... 99 7377

(51) **LOC (7) Cl.** ..... **29-02**

(52) **U.S. Cl.** ..... **D29/106**

(58) **Field of Search** ..... D29/102-112,  
D29/122; 2/6.1-6.3, 6.6, 410-412, 414,  
416, 418, 421-425; D2/865-866, 878

(56) **References Cited**

**U.S. PATENT DOCUMENTS**

- D. 181,685 \* 12/1957 Stuart et al. .... D29/105
- D. 186,759 \* 12/1959 Criel, Jr. .... D29/105
- D. 188,368 \* 7/1960 Hale ..... D29/105

- D. 242,088 \* 11/1976 Durand et al. .... D29/105
- D. 361,407 \* 8/1995 Ho ..... D29/102
- D. 402,414 \* 12/1998 Smith ..... D29/106
- 3,245,087 \* 4/1966 Marchello ..... D29/102

\* cited by examiner

*Primary Examiner*—Ruth McInroy

(74) *Attorney, Agent, or Firm*—Cantor Colburn LLP

(57) **CLAIM**

The ornamental design for a helmet, as shown and described.

**DESCRIPTION**

FIG. 1 is a front and side perspective view of a helmet, showing my new design;

FIG. 2 is a front elevational view thereof;

FIG. 3 is a side elevational view thereof, the side opposite being the mirror image thereof;

FIG. 4 is a top plan view thereof; and,

FIG. 5 is a bottom plan view thereof.

The rear portion of the article not shown in the drawing or described in the specification forms no part of the claimed design.

**1 Claim, 3 Drawing Sheets**







FIGURE 1




FIGURE 2



FIGURE 3




FIGURE 4



FIGURE 5