



US00D449408B1

(12) **United States Design Patent**
McMillan

(10) **Patent No.:** **US D449,408 S**

(45) **Date of Patent:** **** Oct. 16, 2001**

(54) **EYELASH CURLER**

(76) **Inventor:** **Hyon McMillan**, 605 Bluebell Dr.,
Jackson, NJ (US) 08527

(**) **Term:** **14 Years**

(21) **Appl. No.:** **29/137,080**

(22) **Filed:** **Feb. 9, 2001**

(51) **LOC (7) Cl.** **28-03**

(52) **U.S. Cl.** **D28/36**

(58) **Field of Search** D28/36, 7, 35;
132/212, 216, 217, 218, 117, 118, 119.1,
120, 122, 148, 223, 226, 227, 229, 233,
269; 219/225; D4/100, 116

(56) **References Cited**

U.S. PATENT DOCUMENTS

D. 281,105	*	10/1985	Rittenhouse	D28/35
D. 405,669	*	2/1999	Suh	D28/36
D. 421,153	*	2/2000	Suh	D28/36
D. 421,319	*	2/2000	Smith	D28/36
3,343,552	*	9/1967	Steffen	132/320
4,212,311		7/1980	del Valle	132/217

4,719,931		1/1988	Suzuki	132/217
4,964,429	*	10/1990	Cole	132/218
5,479,951	*	1/1996	Denebeim	132/265
5,853,010		12/1998	Suh	132/217
6,003,519	*	12/1999	Gueret	132/218

* cited by examiner

Primary Examiner—Ted Shooman

Assistant Examiner—C. Tuttle

(74) *Attorney, Agent, or Firm*—Goldstein Law Offices, P.C.

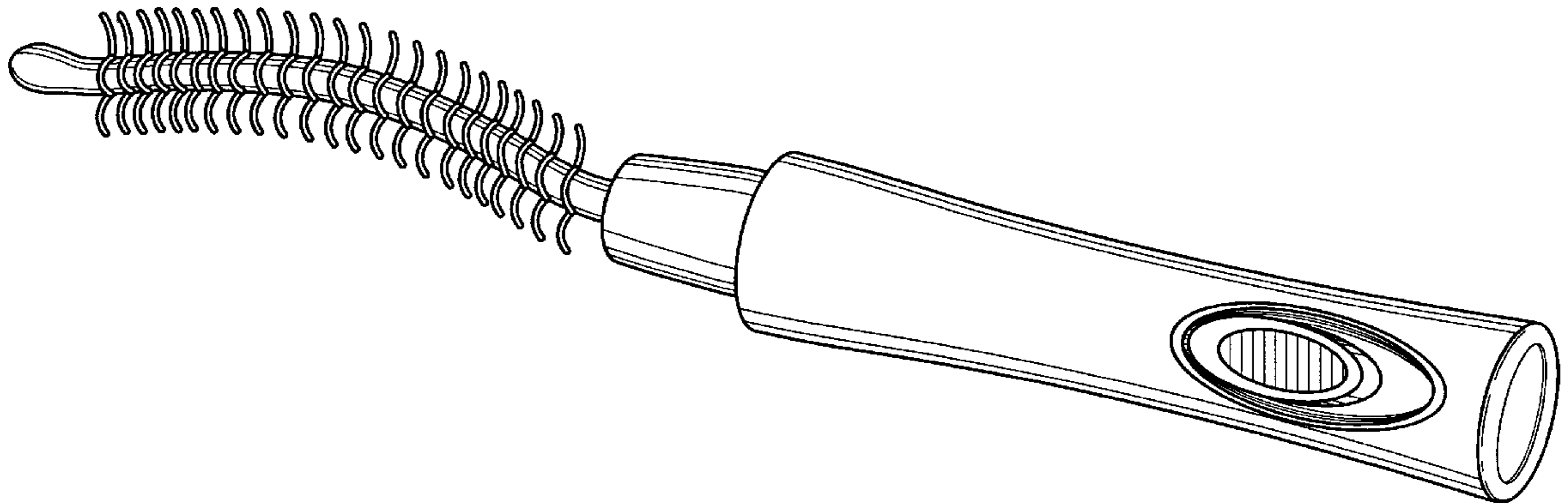
(57) **CLAIM**

The ornamental design for an eyelash curler, as shown and described.

DESCRIPTION

FIG. 1 is a perspective view of an eyelash curler;
FIG. 2 is a left side elevational view thereof;
FIG. 3 is a right side elevational view thereof;
FIG. 4 is a top plan view thereof;
FIG. 5 is a bottom plan view thereof;
FIG. 6 is a front elevational view of the eyelash curler; and,
FIG. 7 is a rear elevational view thereof.

1 Claim, 4 Drawing Sheets



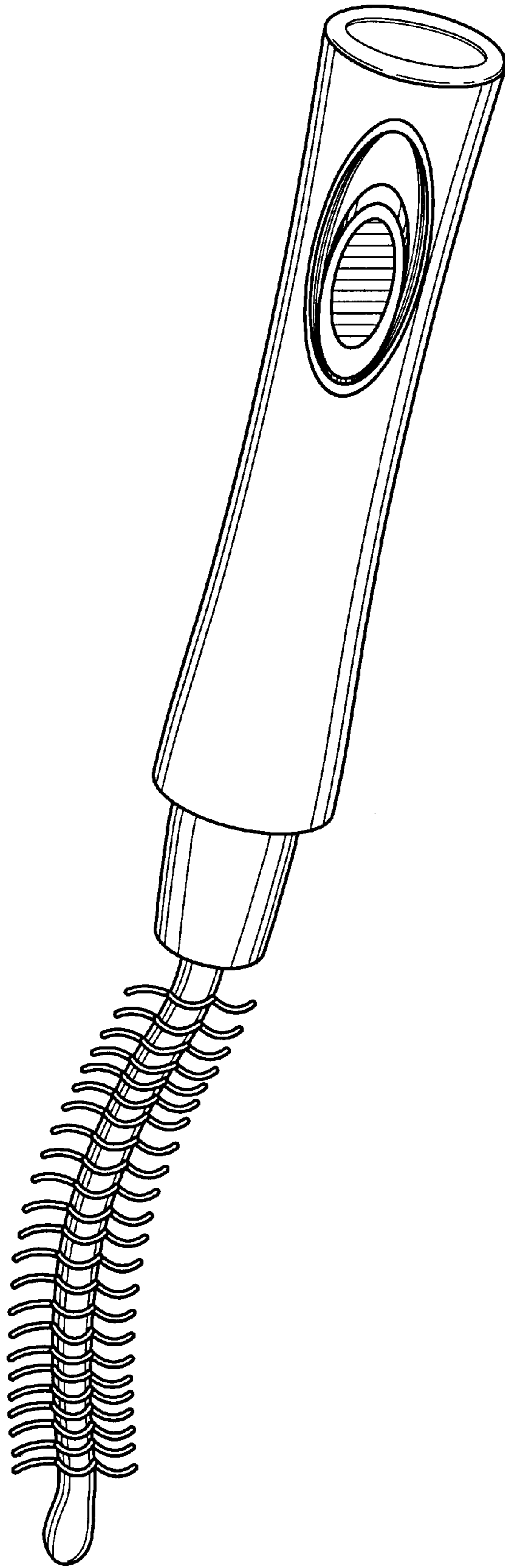


FIG. 1




FIG. 2




FIG. 3




FIG. 4

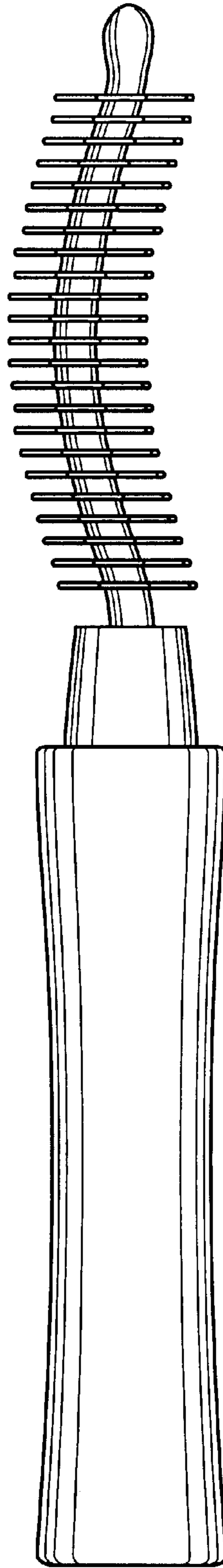


FIG. 5

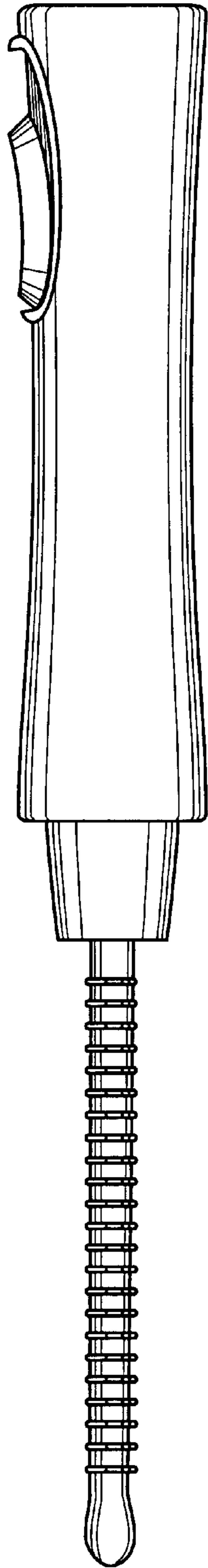


FIG. 6

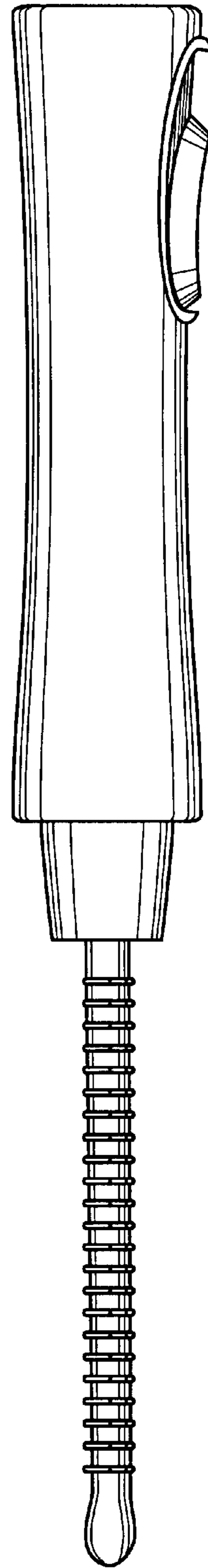


FIG. 7