



US00D449401B1

(12) **United States Design Patent**
Tillman et al.

(10) **Patent No.:** **US D449,401 S**

(45) **Date of Patent:** **** Oct. 16, 2001**

(54) **LIGHT FIXTURE**

(75) Inventors: **Thomas Shea Tillman**, Columbus, OH (US); **Noel Anthony Collver**, Americus, GA (US)

(73) Assignee: **Cooper Technologies Company**, Houston, TX (US)

(**) Term: **14 Years**

(21) Appl. No.: **29/135,806**

(22) Filed: **Jan. 22, 2001**

Related U.S. Application Data

(62) Division of application No. 29/114,234, filed on Nov. 22, 1999.

(51) **LOC (7) Cl.** **26-05**

(52) **U.S. Cl.** **D26/76**

(58) **Field of Search** D26/75, 76, 77, D26/78; 362/147, 217, 218, 220, 222, 223, 432

(56) **References Cited**

U.S. PATENT DOCUMENTS

D. 123,757 12/1940 Dreyfuss D26/76

D. 135,093	2/1943	Biller	D26/75
D. 255,851	*	7/1980	Crans D26/76 X
D. 300,953	*	5/1989	Hughes D26/78
D. 429,357	*	8/2000	Grimm D16/76
2,606,998		8/1952	Winkler et al. D26/77 X
5,117,342		5/1992	Vlah 362/217
5,848,833	*	12/1998	Margulies 362/147

* cited by examiner

Primary Examiner—Susan J Lucas

(74) *Attorney, Agent, or Firm*—Fish & Richardson P.C.

(57) **CLAIM**

The ornamental design for light fixture, as shown and described.

DESCRIPTION

FIG. 1 is a perspective view of a light fixture showing a third embodiment of our new design;
FIG. 2 is a side elevation view thereof;
FIG. 3 is a side elevation view thereof, opposite that shown in FIG. 2;
FIG. 4 is a front elevation view thereof;
FIG. 5 is a rear elevation view thereof;
FIG. 6 is a top plan view thereof; and,
FIG. 7 is a bottom plan view thereof.

1 Claim, 7 Drawing Sheets

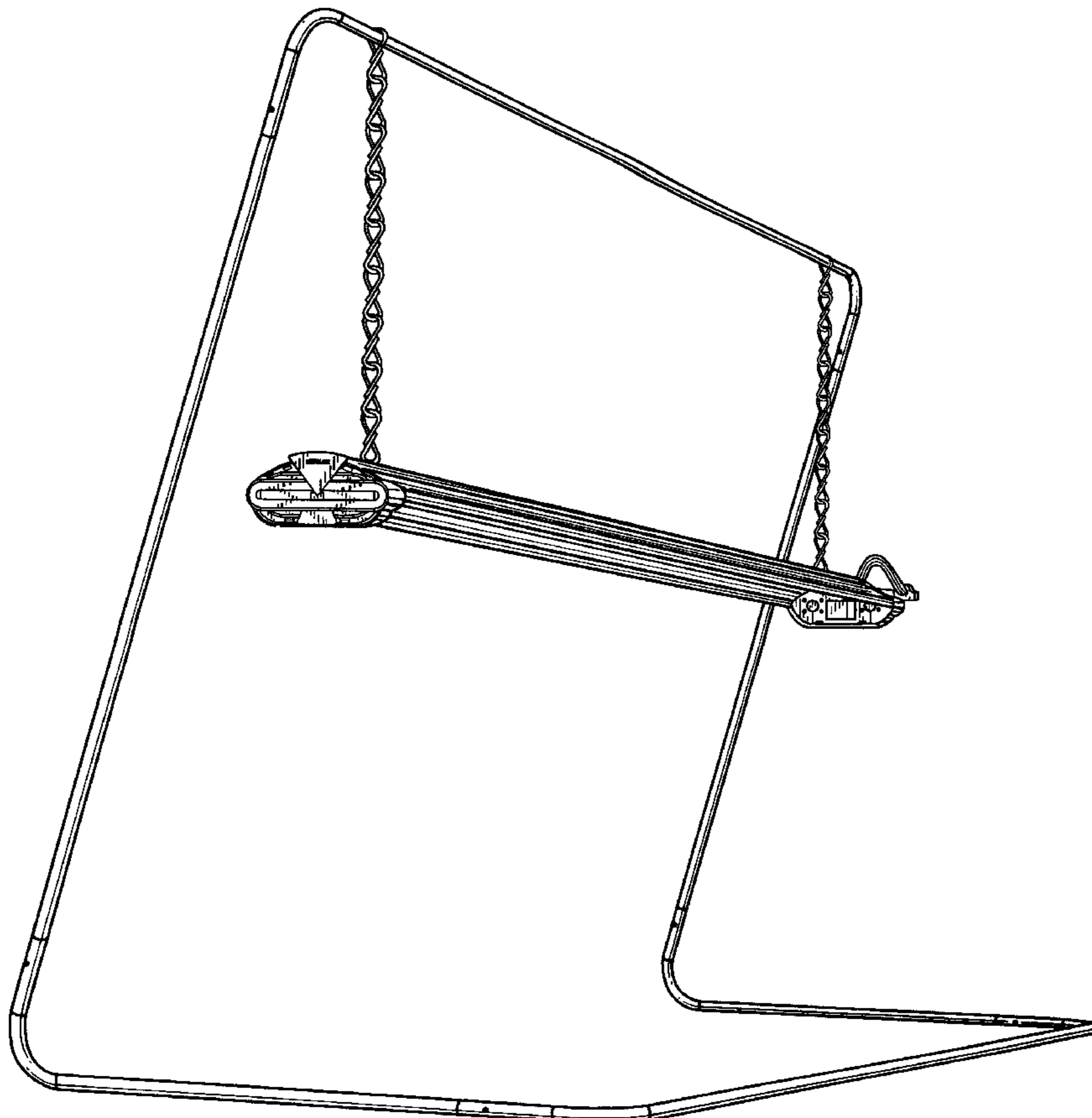


FIG. 1

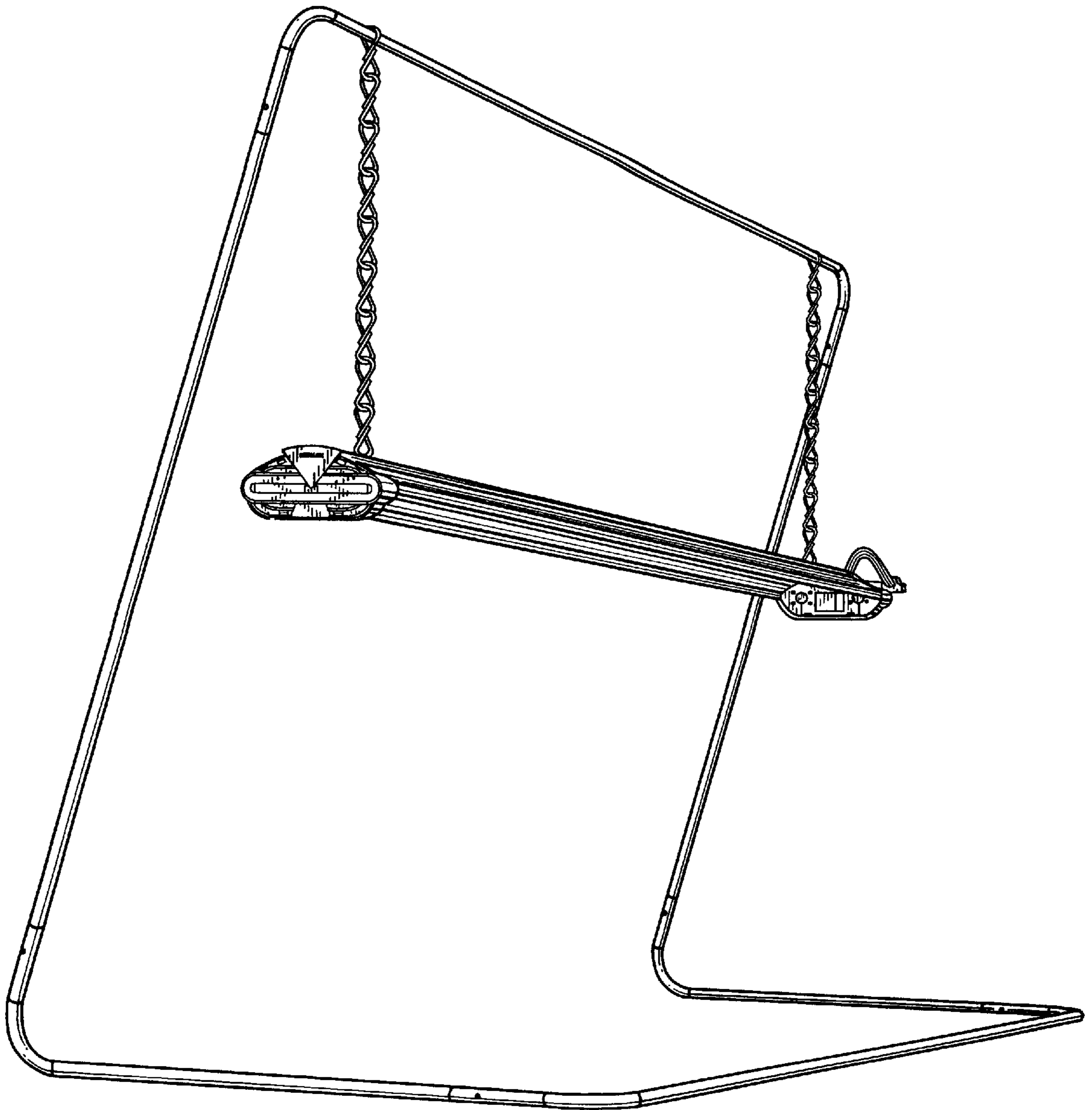


FIG. 2



FIG. 3



FIG. 4

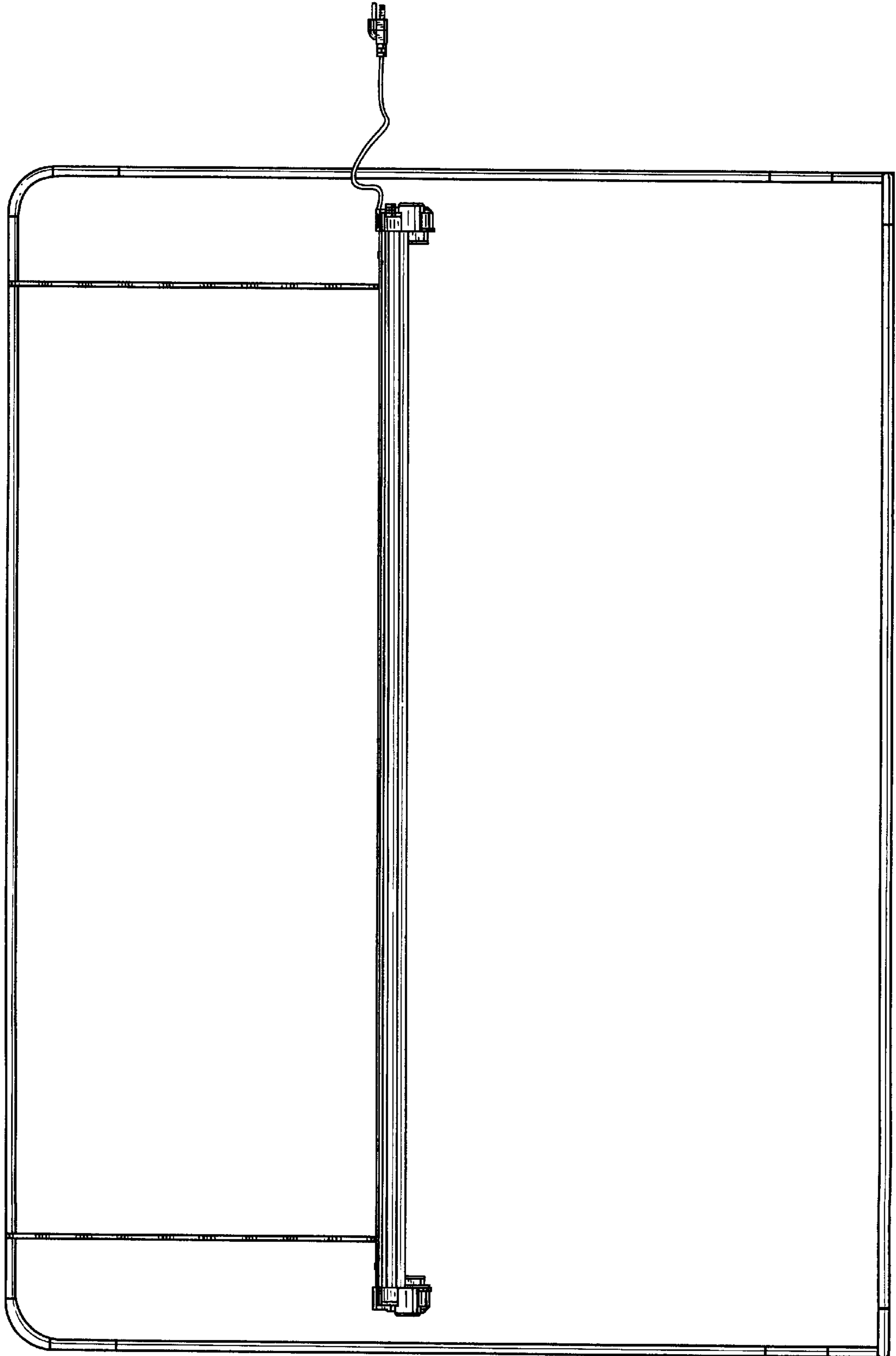


FIG. 5

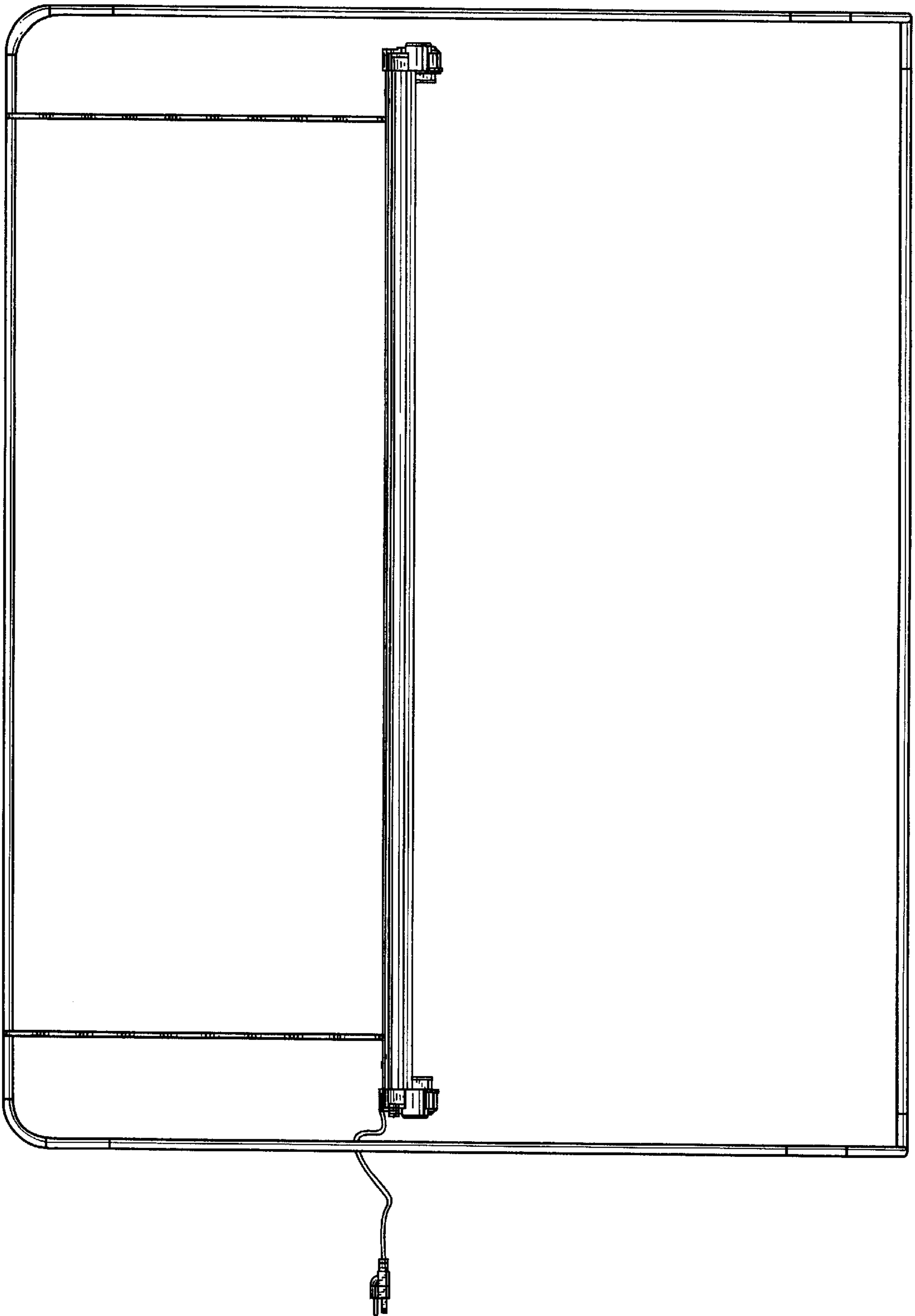


FIG. 6




FIG. 7

